

WEEKLY MARKET UPDATE

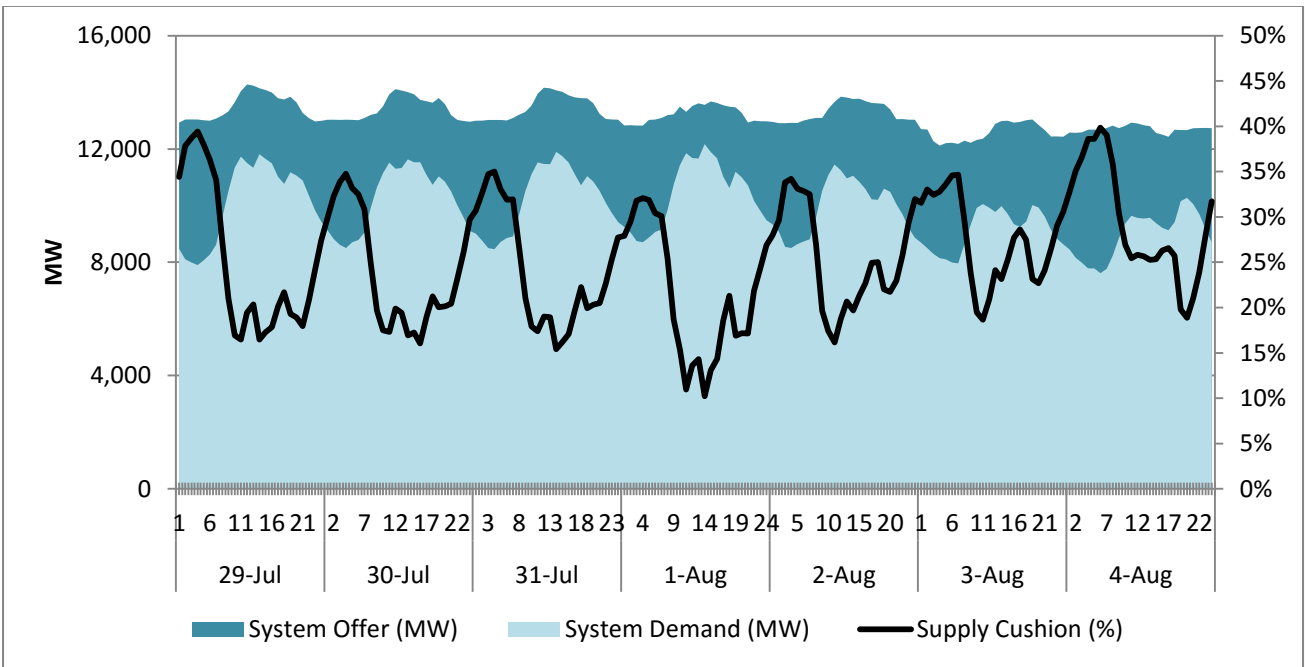
29 July – 04 August 2019

I. SYSTEM CONDITION¹

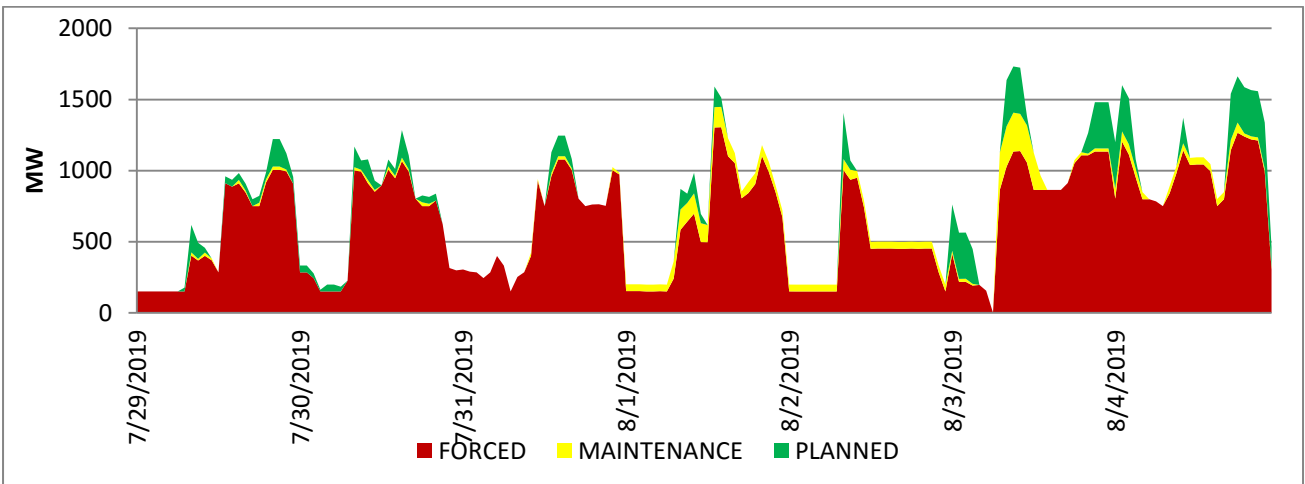
Date	Alert	Region	Declared	Lifted	Hours Covered
8/1/2019	Yellow	Visayas	18:01	20:25	2:24

II. SUPPLY & DEMAND CONDITION²

A. Supply Cushion



B. Outage Level

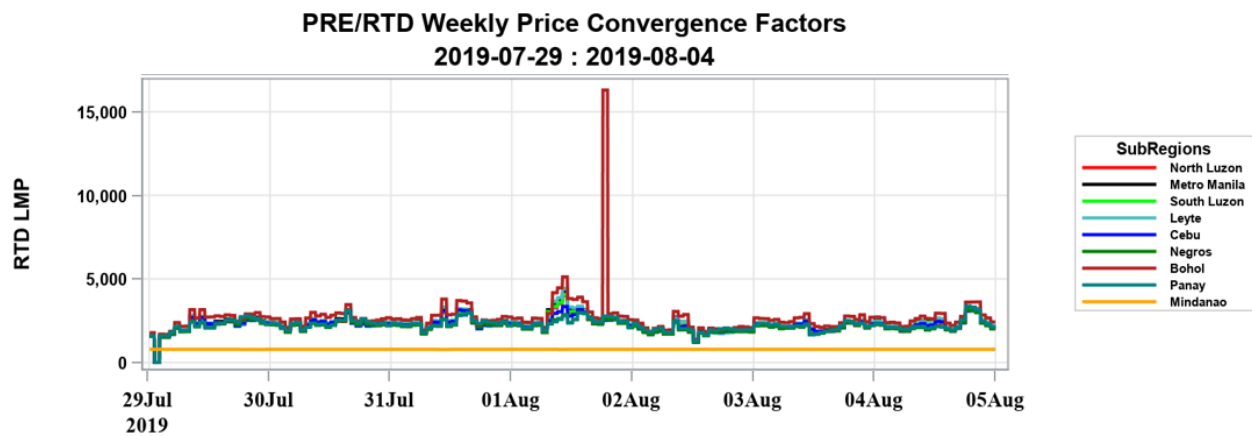


¹ Shows the status of the Luzon and Visayas Grids and the intervals affected by Blue, Yellow or Red Alert, if any;

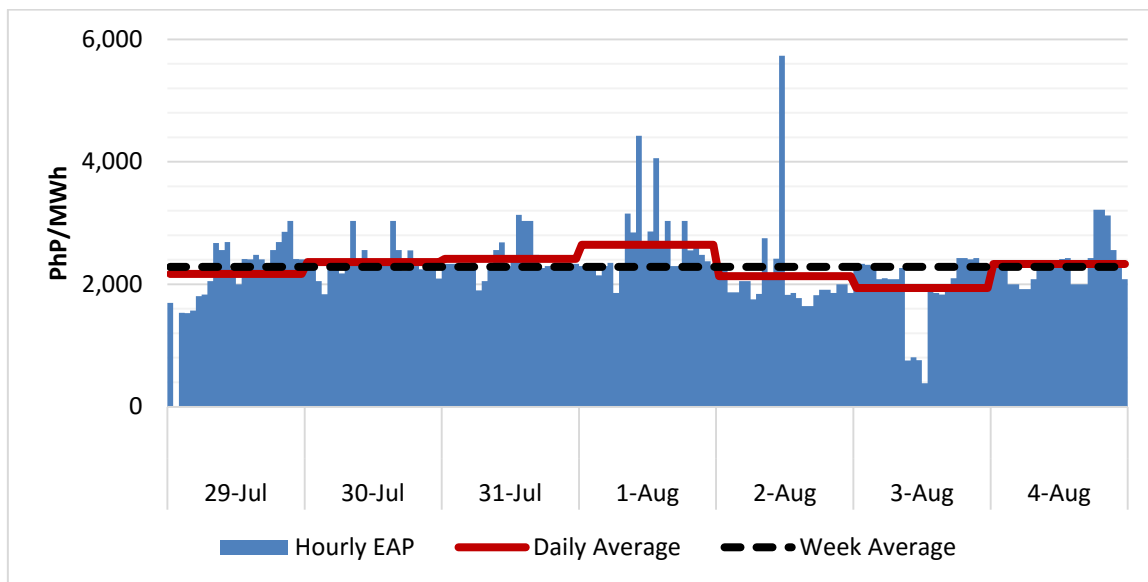
² Shows the (i) Supply Cushion showing the ratio of the difference between the total offered quantity and system demand to total offered quantity; (ii) Outage Level showing the total hourly outages per category;

III. PRICE INDICATORS³

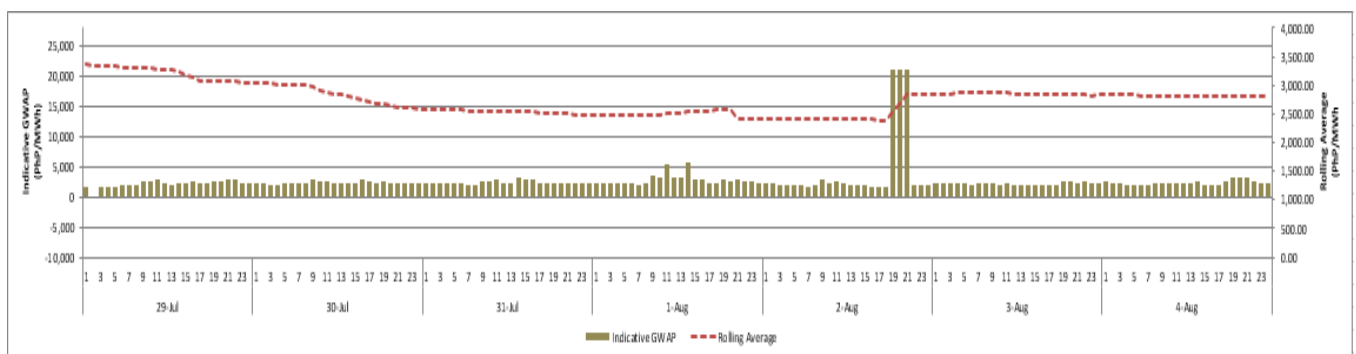
A. Locational Marginal Price



B. Market Clearing Prices



C. Generator Weighted Average Price (GWAP)



³ Shows the following: (i) Locational Marginal Price (LMP) showing the average prices per sub-region; (ii) Market Clearing Prices showing the hourly prices, and the daily and weekly average prices (note that prices are not reflective of market-reruns or price substitution due to pricing error); and (iii) GWAP showing hourly indicative GWAP and the five-day (5) rolling average which is a gauge for the Cumulative Price Threshold (CPT) of PhP9,000/MWh set by the Commission, a breach of the CPT triggers the imposition of the PhP6,245/MWh Secondary Price Cap;

D. Bid Screen⁴

RTD Marginal Plants with Offer Above Cost

Plant	Marginal Clearing Price (PhP/MWh)	Bid-Cost Margin (%)
Gen 46 8/02 H12	16211	15%

RTX Marginal Plants with Offer Above Cost

Plant	Marginal Clearing Price (PhP/MWh)	Bid-Cost Margin (%)
Gen 46 8/01 H19	16211	15%

⁴ Shows the Bid-Cost Margin of the Marginal Plants that set the prices for the week. Any margin greater than ten percent (10%) shows possible abuse of market power by offering above competitive level/Reference Price. The maximum approved generation rates per technology comprising of the variable and fixed costs shall be used as the Reference Price for the deviation from the competitive level. The upper-bound range of the approved generation rates per technology is used as the conservative reference level to allow a wide tolerance for costing;