

# WEEKLY MARKET UPDATE

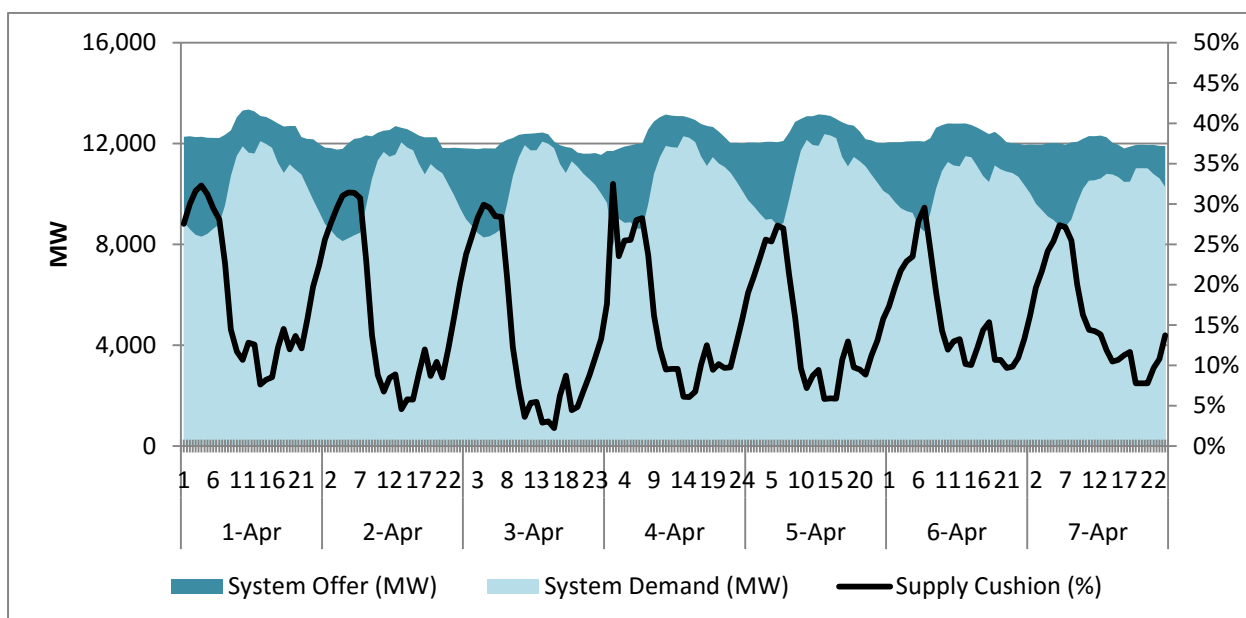
1 - 7 March 2019

## I. SYSTEM CONDITION<sup>1</sup>

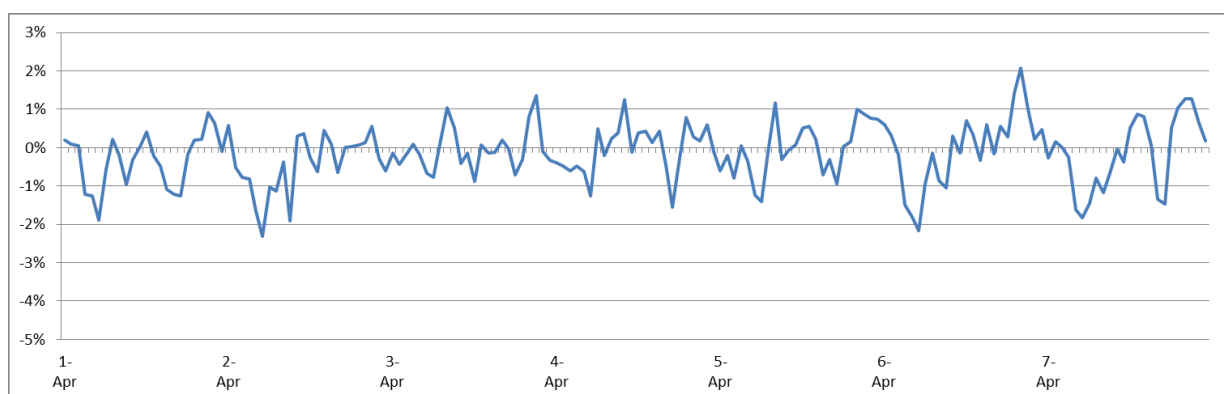
Condition	Luzon		Visayas	
	Hours	Minutes	Hours	Minutes
Normal	152	45	161	52
Yellow Alert	15	15	6	8
Red Alert				

## II. SUPPLY & DEMAND CONDITION<sup>2</sup>

### A. Supply Cushion



### B. Demand Forecast Deviation

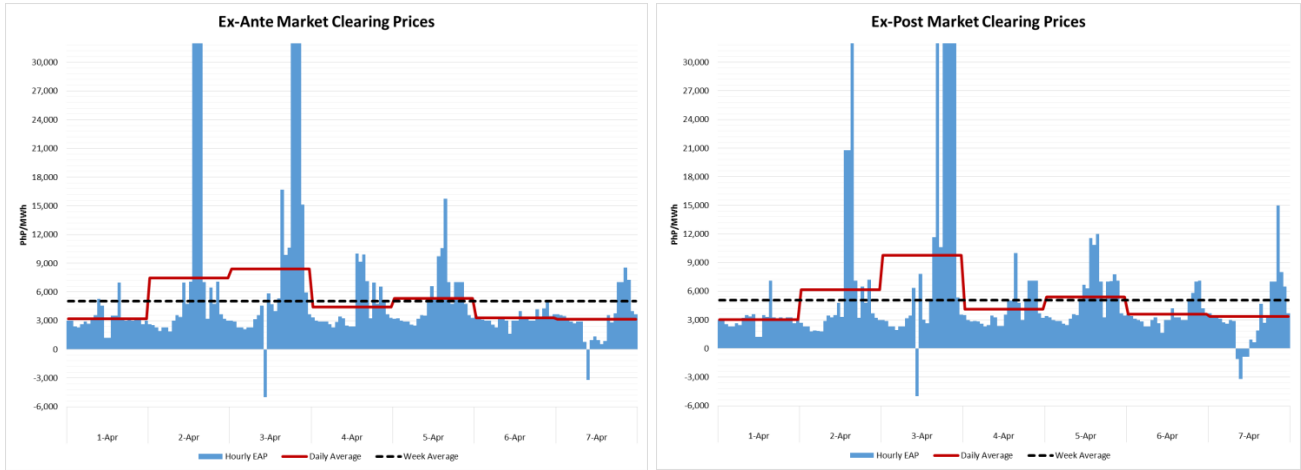


<sup>1</sup> Shows the status of the Luzon and Visayas Grids and the intervals affected by Blue, Yellow or Red Alert, if any;

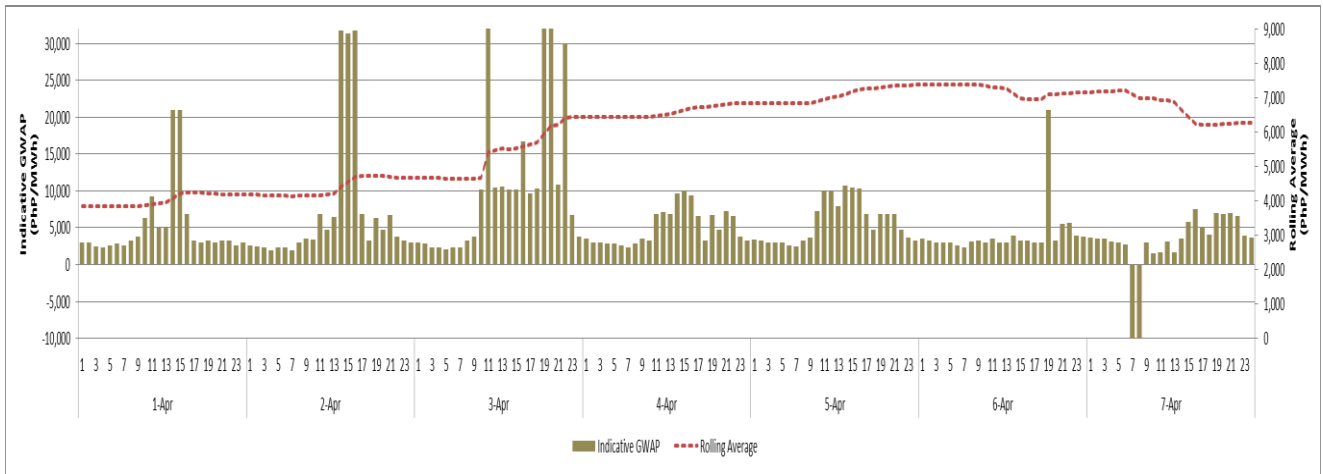
<sup>2</sup> Shows the following: (i) Supply Cushion showing the ratio of the difference between the total offered quantity and system demand to total offered quantity; and (ii) Demand Forecast Deviation showing the percentage deviation of actual demand from the forecasted demand;

### III. PRICE INDICATORS

#### A. Market Clearing Prices<sup>3</sup>



#### B. Generator Weighted Average Price (GWAP)<sup>4</sup>



<sup>3</sup> Market Clearing Prices showing the hourly prices, and the daily and weekly average prices (note that prices are not reflective of market-reruns or price substitution due to pricing error);

<sup>4</sup> GWAP showing hourly indicative GWAP and the five-day (5) rolling average which is a gauge for the Cumulative Price Threshold (CPT) of Php9,000/MWh set by the Commission, a breach of the CPT triggers the imposition of the Php6,245/MWh Secondary Price Cap;

