

STATEMENT OF ALLOTMENT, OBLIGATIONS AND BALANCES (SAOB)

as of December 31, 2017


Agency : ENERGY REGULATORY COMMISSION

Fund: 101


P/A/P / Allotment Class (1)	UACS Code	Allotment Received (2)	Obligations Incurred		Unobligated Balance of Allotment (5)=(2)-(4)	Remarks (6)
			This Report (3)	To Date (4)		
CURRENT YEAR'S ALLOTMENT:						
PERSONNEL SERVICES:						
Basic Salary - Civilian	5010101001	106,555,562.18	-	106,555,562.18	-	
- Step Increment	5010499010	278,000.00	39,770.49	278,000.00	-	
Other Compensation						
P E R A	5010201000	5,328,000.00	-	5,328,000.00	-	
Representation Allowance (RA)	5010202000	2,436,000.00	-	2,436,000.00	-	
Transportation Allowance (TA)	5010203000	2,436,000.00	42,000.00	2,148,430.89	287,569.11	
Clothing/Uniform Allowance	5010204001	1,130,000.00	-	1,130,000.00	-	
Year-End Bonus	5010214001	9,012,000.00	-	9,012,000.00	-	
Cash Gift	5010215001	1,110,000.00	-	1,110,000.00	-	
Life & Retirement Ins. Premiums	50103010	13,434,000.00	1,042,648.41	13,138,356.06	295,643.94	
PAG-IBIG Contributions	50103020	266,000.00	19,512.50	266,000.00	-	
Health Insurance Premiums	50103030	893,000.00	75,350.00	891,387.50	1,612.50	
Employees Compensation Ins. Prem.	50103040	266,000.00	11,127.18	266,000.00	-	
Terminal Leave Benefits	50104030	263,456.11	195,257.21	263,455.32	0.79	
Other Personnel Benefits - C NA	50104990	5,957,500.00	5,945,000.00	5,945,000.00	12,500.00	
Other Personnel Benefits	50104990	1,505,239.71	-	1,505,239.71	-	
Subtotal, PS		150,870,758.00	7,370,665.79	150,273,431.66	597,326.34	
Pension & Gratuity Fund (PGF)						
Pension Benefits - Civilian	50104010	33,364,680.00	-	33,364,680.00	-	
Retirement Benefits	50104020	-	-	-	-	
Terminal Leave Benefits	50104030	1,216,575.00	-	1,216,572.66	2.34	
Subtotal, PGF		34,581,255.00	-	34,581,252.66	2.34	
Misc. Personnel Benefit Fund (MPBF)						
Basic Salary - Civilian	5010101001	9,000,000.00	1,333,664.50	8,418,151.55	581,848.45	
Other Compensation	5010000000	8,579,545.00	362,219.89	7,633,883.27	945,661.73	
Subtotal, MPBF		17,579,545.00	1,695,884.39	16,052,034.82	1,527,510.18	
Total PS, PGF & MPBF		203,031,558.00	9,066,550.18	200,906,719.14	2,124,838.86	

P/A/P / Allotment Class (1)	UACS Code	Allotment Received (2)	Obligations Incurred		Unobligated Balance of Allotment (5)=(2)-(4)	Remarks (6)
			This Report (3)	To Date (4)		
MAINTENANCE & OTHER OPERATING EXPENSES (MOOE) :						
Travelling Expenses	50201010	17,615,000.00	1,098,192.52	14,695,413.21	2,919,586.79	
Training & Scholarship Expenses	50202000	14,888,000.00	2,349,405.38	5,099,004.09	9,788,995.91	
ICT Training Expenses	50202020	977,000.00	230,000.00	879,993.00	97,007.00	
Office Supplies Expense	50203010	26,471,500.00	1,305,657.29	20,252,460.05	6,219,039.95	
Gas, Oil & Lubricants	50203090	717,898.93	153,881.70	717,898.93	-	
Water	50204010	985,458.99	135,447.36	985,458.99	-	
Electricity	50204020	6,546,725.80	531,108.22	6,546,725.80	-	
Postage and Deliveries	50205010	797,916.28	137,815.47	772,166.07	25,750.21	
Telephone - Landline	5020502001	1,000,000.00	89,352.08	1,000,000.00	-	
Telephone - Mobile	5020502002	1,000,000.00	-	1,000,000.00	-	
Internet	5020503000	3,149,000.00	125,845.62	1,569,943.66	1,579,056.34	
Confidential Expenses	50210010	15,000,000.00	15,000,000.00	15,000,000.00	-	
Extraordinary Expenses	50210030	2,156,000.00	548,172.00	1,966,734.00	189,266.00	
Auditing Services	50211020	456,000.00	31,284.43	456,000.00	-	
Environment/Sanitary Services	50212990	101,832.75	-	101,832.75	-	
Professional/Consultancy Services	50211000	67,213,128.05	2,029,742.02	17,412,363.67	49,800,764.38	
Janitorial Services	50212020	2,746,039.20	602,973.59	1,788,535.31	957,503.89	
Security Services	50212030	7,635,000.00	162,561.61	7,635,000.00	-	
ICT General Services	5029999001	797,000.00	-	797,000.00	-	
Office Equipment Maintenance	5021305002	405,000.00	(95,000.00)	364,388.80	40,611.20	
ICT Equipment Maintenance	5021305003	500,000.00	-	184,845.00	315,155.00	
Tech. & Scientific Eqpt. Maint.	5021305014	805,000.00	205,000.00	805,000.00	-	
Motor Vehicle Maintenance	50213060	893,000.00	26,114.63	893,000.00	-	
Furniture and Fixtures Maint.	50213070	256,000.00	32,578.95	32,578.95	223,421.05	
Taxes, Duties and Licenses	50215010	400,000.00	9,400.00	100,331.40	299,668.60	
Fidelity Bonds Premiums	50215020	300,000.00	52,500.00	227,662.54	72,337.46	
Insurance Expense	50215030	350,000.00	1,036.22	223,539.02	126,460.98	
Advertising Expenses	50299010	1,802,748.85	(353,251.15)	406,502.30	1,396,246.55	
Printing and Binding Expenses	50299020	701,047.95	(553,715.90)	330,083.03	370,964.92	
Rent Expense - Buildings	5029905001	24,194,736.32	787,736.32	24,194,736.32	-	
- Equipments	5029905004	1,073,466.88	173,066.88	1,073,066.88	400.00	
Subscription Expenses	5029907000	684,000.00	468,613.12	654,214.12	29,785.88	
ICT Subscription Expenses	5029999001	3,636,000.00	121,000.00	2,541,629.02	1,094,370.98	
Total MOOE		206,254,500.00	25,406,518.36	130,708,106.91	75,546,393.09	-
CAPITAL OUTLAYS (CO) :						
Building and Other Structures Outlay	5060405000	20,000,000.00	-	-	20,000,000.00	
ICT Equipment	5060405003	21,994,000.00	4,082,418.26	4,082,418.26	17,911,581.74	
Technical & Scientific Equipment	5060405014	12,155,781.00	2,080,005.00	12,155,781.00	-	
Office Equipment	5060405002	6,070,689.73	4,818,774.78	4,818,774.78	1,251,914.95	
Furnitures, Fixtures & Books Outlay	5060407000	7,873,529.27	4,351,406.08	7,873,529.27	-	
Total CO		68,094,000.00	15,332,604.12	28,930,503.31	39,163,496.69	
GRAND TOTAL		477,380,058.00	49,805,672.66	360,545,329.36	116,834,728.64	


Prepared by:


CATHERINE P. YSON
Administrative Officer III
Date:

Reviewed by:


MYLA N. CASAS
Administrative Officer IV
Date:

Certified Correct:


LUZVIMINDA N. CABALBAG
OIC, Financial and Administrative Service
Date: