




QUARTERLY PHYSICAL REPORT OF OPERATION
As of March 31, 2022

Department : Other Executive Offices
 Agency : Energy Regulatory Commission
 Operating Unit : < not applicable >
 Organization Code (UACS) : 26 008 0000000

Particulars	UACS CODE	Physical Target (Budget Year)					Physical Accomplishment (Budget Year)					Variance	Remarks
		1st Quarter	2nd Quarter	3rd Quarter	4th Quarter	Total	1st Quarter	2nd Quarter	3rd Quarter	4th Quarter	Total		
1	2	3	4	5	6	7	8	9	10	11	12	13	14
ELECTRIC POWER INDUSTRY REGULATORY PROGRAM	3101000000000000												
OO : Quality and reliability of electricity supply, and reasonable pricing													
Outcome Indicators													
1. Percentage of Power Supply Agreement (PSA) cases with prayer for provisional authority acted upon within 75 days from filing		82%	82%	82%	82%	82%	100%				100%	18%	Exceeded target.
2. Percentage of documents for external cases filed within the reglementary period		80%	80%	80%	80%	80%	100%				100%	20%	Exceeded target.
3. Percentage of violators issued with Show Cause Order (SCO) within 45 days from the discovery of violation of rules relative to Certificate of Compliance (COC) and Retail Electricity Suppliers (RES)													
Output Indicators													
1. Percentage of applications for Certificate of Compliance (COC) acted upon within 50 days from receipt of complete requirements		98%	98%	98%	98%	98%	78.66%				78.66%	-19.34%	*Affected by imposition of several community quarantines, lockdowns of the Energy Regulatory Commission, and declaration of State of National Emergency.
2. Number of audits conducted on sites and facilities (subjected to rate audits and regulatory visits)		220	219	219	220	878	340				340	120	Exceeded the target.
3. Percentage of consumer related cases resolved / decided within 60 days from the time the case was submitted for resolution		70%	70%	70%	70%	70%	100%				100%	30%	Exceeded the target.
4. Percentage of non-consumer related cases resolved / decided within 90 days from the time the case was submitted for resolution		65%	65%	65%	65%	65%	100%				100%	35%	Exceeded the target.
5. Number of rules and resolutions promulgated		1	0	1	6	8	1				1	0	
6. Number of new watt-hour meters tested and calibrated		392,175	479,325	479,325	392,175	1,743,000	502,862				502,862	110,687	Exceeded the target.

Prepared By:

 ELVINIA J. CAMBE
 Planning Officer III
 2022-04-29 12:29:42

In coordination with:

 ZIEJA MARIE S. RANAY
 Chief, Budget Division
 2022-04-29 12:29:42

Approved By:

 AGNES VST DEVANADERA
 Chairperson & CEO
 2022-04-29 13:12:38

