


QUARTERLY REPORT OF REVENUE AND OTHER RECEIPTS

As at the Quarter Ending December 31, 2022

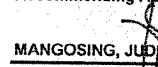
Department : Other Executive Offices
 Agency : Energy Regulatory Commission
 Operating Unit : < not applicable >
 Organization Code (UACS) : 26 008 0000000
 Fund Cluster : 01 - Regular Agency Fund

Classification/Sources of Revenue and Other Receipts	UACS CODE	REVENUE TARGET (Annual) per BESF	Actual Revenue and Other Receipts Collections					Cumulative Remittance/Deposits to Date			Variance		Remarks
			1st Quarter Ending March 31	2nd Quarter Ending June 30	3rd Quarter Ending Sept. 30	4th Quarter Ending Dec. 31	Total	Remittance to BTr	Deposited with AGDB	TOTAL	Amount	%	
1	2	3	4	5	6	7	8=[(6+(-)7)-8+9]	9	10	11=(9+10)	12=(6-3)	13=(12/3)	14
Regular Agency Fund		970,189,000.00	19,938,323.86	194,596,296.02	849,236,757.19	52,289,528.30	1,116,060,905.37	152,845,637.67	981,313,007.42	1,134,158,645.09	145,871,905.37	15 %	
Revenue Collections		970,189,000.00	19,938,323.86	194,596,296.02	849,236,757.19	52,289,528.30	1,116,060,905.37	152,845,637.67	981,313,007.42	1,134,158,645.09	145,871,905.37	15 %	
Cash Revenue		970,189,000.00	19,938,323.86	194,596,296.02	849,236,757.19	52,289,528.30	1,116,060,905.37	152,845,637.67	981,313,007.42	1,134,158,645.09	145,871,905.37	15 %	
Non-Tax		970,189,000.00	19,938,323.86	194,596,296.02	849,236,757.19	52,289,528.30	1,116,060,905.37	152,845,637.67	981,313,007.42	1,134,158,645.09	145,871,905.37	15 %	
Other Permit Fees	4020101099	200,000,000.00	964,626.10	161,277,358.80	1,614,086.60	3,706,371.30	167,562,442.80	17,682,360.96	160,005,889.58	177,688,250.54	(32,437,557.20)	-16 %	
Certification Fees	4020104002	9,116,000.00	2,997,750.00	3,182,000.00	1,712,000.00	20,449,225.00	28,340,975.00	5,975,750.00	22,433,225.00	28,408,975.00	19,224,975.00	211 %	
Supervision and Regulation Enforcement Fees	4020107000	700,000,000.00	0.00	0.00	818,512,838.31	0.00	818,512,838.31	100,883,304.87	715,393,061.77	816,276,366.64	118,512,838.31	17 %	
Filing Fees	4020113007	15,656,000.00	170,800.00	224,300.00	133,000.00	165,600.00	693,700.00	242,200.00	454,500.00	696,700.00	(14,962,300.00)	-96 %	
Fines and Penalties - Service Income	4020114000	0.00	961.50	7,351,815.22	0.00	5,200,000.00	12,552,776.72	2,664,299.86	7,397,532.75	10,061,832.61	12,552,776.72	0 %	
Calibration Fees	4020199002	45,117,000.00	15,779,690.00	22,505,370.00	27,188,925.00	22,721,275.00	88,195,260.00	25,395,026.98	75,451,614.78	100,846,641.78	43,078,260.00	95 %	
Other Service Income	4020199099	300,000.00	24,496.00	19,952.00	25,379.00	47,057.00	116,884.00	2,695.00	91,155.00	93,850.00	(183,116.00)	-61 %	
Miscellaneous Income	4060999000	0.00	0.26	35,500.00	50,528.28	0.00	86,028.54	0.00	86,028.54	86,028.54	86,028.54	0 %	
TOTAL		970,189,000.00	19,938,323.86	194,596,296.02	849,236,757.19	52,289,528.30	1,116,060,905.37	152,845,637.67	981,313,007.42	1,134,158,645.09	145,871,905.37	15 %	


Certified Correct:


 NALUS, BENIGNO EMIL YAMBAL
 Financial & Management Officer II
 Date: 01/30/2022

Recommending Approval:


 MANGOSING, JUDITH LASAM
 Acting Director III, FAS
 Date: 01/30/2022

Approved By:


 DIMALANTA, MONALISA CARNEO
 Chairperson and CEO
 Date: 01/30/2022