


FINANCIAL REPORT OF OPERATIONS

For the Quarter Ending September 30, 2017


Department : Other Executive Office
 Agency : Energy Regulatory Commission
 Fund Code : Fund 101

PROGRAM / ACTIVITY / PROJECT ALLOTMENT CLASS	ALLOTMENT RECEIVED			OBLIGATIONS INCURRED THIS QUARTER Jul.-Sept. 2017	UNOBLIGATED BALANCE OF ALLOTMENT Sept. 30, 2017	REMARK
	2017 BALANCE PREVIOUS QUARTER	2017 THIS QUARTER Jul.-Sept. 2017	TOTAL			
A. 100000000 CURRENT YEAR'S ALLOTMENT: GAS						
Personnel Services	20,947,739.52	0.00	20,947,739.52	15,382,706.07	5,565,033.45	
Maintenance & Other Operating Exp.	41,963,831.66	0.00	41,963,831.66	9,426,424.40	32,537,407.26	
Capital Outlay	30,594,000.00	0.00	30,594,000.00	0.00	30,594,000.00	
Pension & Gratuity Fund	1.32	8,208,590.00	8,208,591.32	8,208,589.38	1.94	
SUB-TOTAL	93,505,572.50	8,208,590.00	101,714,162.50	33,017,719.85	68,696,442.65	
300000000 OPERATIONS						
Personnel Services	35,835,867.71	0.00	35,835,867.71	21,484,518.85	14,351,348.86	
Maintenance & Other Operating Exp.	87,745,809.43	0.00	87,745,809.43	5,424,673.30	82,321,136.13	
Capital Outlay	27,424,224.00	0.00	27,424,224.00	0.00	27,424,224.00	
Pension & Gratuity Fund	0.40	0.00	0.40	0.00	0.40	
SUB-TOTAL	151,005,901.54	0.00	151,005,901.54	26,909,192.15	124,096,709.39	
A. CURRENT YEAR'S ALLOTMENT:						
Personnel Services	56,783,607.23	0.00	56,783,607.23	36,867,224.92	19,916,382.31	
Maintenance & Other Operating Exp.	129,709,641.09	0.00	129,709,641.09	14,851,097.70	114,858,543.39	
Capital Outlay	58,018,224.00	0.00	58,018,224.00	0.00	58,018,224.00	
Pension & Gratuity Fund	1.72	8,208,590.00	8,208,591.72	8,208,589.38	2.34	
TOTAL - Current Year's Allotment	244,511,474.04	8,208,590.00	252,720,064.04	59,926,912.00	192,793,152.04	
B. PRIOR YEAR'S ALLOTMENT: Continuing Appropriations:						
Maintenance & Other Oper. Expenses:						
Trainings & Scholarship Expenses	625,700.39	0.00	625,700.39	624,422.64	1,277.75	
ICT Training Expenses	0.00	0.00	0.00	0.00	-	
Office Supplies Expenses	621,904.61	0.00	621,904.61	72,500.00	549,404.61	
Gas, Oil & Lubricants	724,941.87	0.00	724,941.87	60,633.56	664,308.31	
Internet Expenses	576,600.81	0.00	576,600.81	0.00	576,600.81	
Auditing Services	106,951.76	0.00	106,951.76	53,643.56	53,308.20	
Professional/Consultancy Services	66,932,000.00	0.00	66,932,000.00	0.00	66,932,000.00	
Taxes, Duties & Licenses	32,928.86	0.00	32,928.86	9,075.00	23,853.86	
Insurance Expenses	54,746.25	0.00	54,746.25	18,260.71	36,485.54	
Advertising Expenses	602,476.02	0.00	602,476.02	264,448.80	338,027.22	
Printing & Binding Expenses	137,842.72	0.00	137,842.72	137,842.72	-	
Subtotal, MOOE	70,416,093.29	0.00	70,416,093.29	1,240,826.99	69,175,266.30	
Capital Outlay:						
Building & Other Structures Outlay	120,508,000.00	0.00	120,508,000.00	0.00	120,508,000.00	
Furnitures & Fixtures	606,447.71	0.00	606,447.71	0.00	606,447.71	
Machinery & Equipment Outlay	6,370,350.72	0.00	6,370,350.72	0.00	6,370,350.72	
Subtotal, CO	127,484,798.43	0.00	127,484,798.43	0.00	127,484,798.43	
Total, Continuing Appropriations	197,900,891.72	0.00	197,900,891.72	1,240,826.99	196,660,064.73	
GRANDTOTAL	442,412,365.76	8,208,590.00	450,620,955.76	61,167,738.99	389,453,216.77	


Prepared by :


CATHERINE P. YSON
 Administrative Officer III

Certified Correct :


LUZVIMINDA N. CABALBAG
 OIC, Financial and Administrative Service

Submitted by :


ALFREDO J. NON
 OIC, Chairman and CEO of ERC

FINANCIAL REPORT OF OPERATIONS


For the Quarter Ending September 30, 2017

Department : Other Executive Office
 Agency : Energy Regulatory Commission
 Fund Code : Fund 101


Sheet 1 of 5

PARTICULARS (1)	ALLOTMENT RECEIVED			OBLIGATIONS INCURRED Jul.-Sept. 2017 (5)	UNOBLIGATED ALLOTMENT BALANCE Sept. 30, 2017 (6)	REMARKS (7)
	2017 BALANCE PREVIOUS QUARTER (2)	2017 THIS QUARTER Jul. - Sept. 2017 (3)	TOTAL (4)			
A. CURRENT YEAR'S ALLOTMENT:						
Personnel Services	56,783,607.23	0.00	56,783,607.23	36,867,224.92	19,916,382.31	
Maintenance & Other Operating Expense	129,709,641.09	0.00	129,709,641.09	14,851,097.70	114,858,543.39	
Capital Outlay	58,018,224.00	0.00	58,018,224.00	0.00	58,018,224.00	
Pension & Gratuity Fund	1.72	8,208,590.00	8,208,591.72	8,208,589.38	2.34	
TOTAL - Current Year's Allotment	244,511,474.04	8,208,590.00	252,720,064.04	59,926,912.00	192,793,152.04	
B. PRIOR YEAR'S ALLOTMENT:						
Continuing Appropriations:						
Maintenance & Other Operating Expenses:						
Trainings & Scholarship Expenses	625,700.39	0.00	625,700.39	624,422.64	1,277.75	
ICT Training	0.00	0.00	0.00	0.00	0.00	
Office Supplies Expenses	621,904.61	0.00	621,904.61	72,500.00	549,404.61	
Gas, Oil & Lubricants	724,941.87	0.00	724,941.87	60,633.56	664,308.31	
Internet	576,600.81	0.00	576,600.81	0.00	576,600.81	
Auditing Services	106,951.76	0.00	106,951.76	53,643.56	53,308.20	
Professional/Consultancy Services	66,932,000.00	0.00	66,932,000.00	0.00	66,932,000.00	
Taxes, Duties & Licenses	32,928.86	0.00	32,928.86	9,075.00	23,853.86	
Insurance Expense	54,746.25	0.00	54,746.25	18,260.71	36,485.54	
Advertising Expenses	602,476.02	0.00	602,476.02	264,448.80	338,027.22	
Printing & Binding Expenses	137,842.72	0.00	137,842.72	137,842.72	0.00	
Subtotal, MOOE	70,416,093.29	0.00	70,416,093.29	1,240,826.99	69,175,266.30	
Capital Outlay:						
Building & Other Structures Outlay	120,508,000.00	0.00	120,508,000.00	0.00	120,508,000.00	
Furnitures & Fixtures	606,447.71	0.00	606,447.71	0.00	606,447.71	
Machinery & Equipment Outlay	6,370,350.72	0.00	6,370,350.72	0.00	6,370,350.72	
Subtotal, CO	127,484,798.43	0.00	127,484,798.43	0.00	127,484,798.43	
Total Continuing Appropriations	197,900,891.72	0.00	197,900,891.72	1,240,826.99	196,660,064.73	
GRAND TOTAL	442,412,365.76	8,208,590.00	450,620,955.76	61,167,738.99	389,453,216.77	


Prepared by :


 CATHERINE P. YSON
 Administrative Officer III

Certified Correct :


 LUZVIMINDA N. CABALBAG
 OIC, Financial and Administrative Service

Submitted by :


 ALFREDO J. NON
 OIC, Chairman and CEO of ERC

Department : Other Executive Office
 Agency : Energy Regulatory Commission
 Fund Code : Fund 101

UACS Codes P/A/P (1)	PARTICULARS (2)	ALLOTMENT RECEIVED			OBLIGATIONS INCURRED Jul.-Sept. 2017 (6)	UNOBLIGATED ALLOTMENT BALANCE Sept. 30, 2017 (7)	REMARKS (8)
		2017 BALANCE PREVIOUS QUARTER (3)	2017 THIS QUARTER Jul - Sept. 2017 (4)	TOTAL (5)			
100000000	GAS						
	Personnel Services	20,947,739.52	0.00	20,947,739.52	15,382,706.07	5,565,033.45	
	Maintenance & Other Operating Expense	41,963,831.66	0.00	41,963,831.66	9,426,424.40	32,537,407.26	
	Capital Outlay	30,594,000.00	0.00	30,594,000.00	0.00	30,594,000.00	
	Pension & Gratuity Fund	1.32	8,208,590.00	8,208,591.32	8,208,589.38	1.94	
	SUB - TOTAL	93,505,572.50	8,208,590.00	101,714,162.50	33,017,719.85	68,696,442.65	
300000000	OPERATIONS						
	Personnel Services	35,835,867.71	0.00	35,835,867.71	21,484,518.85	14,351,348.86	
	Maintenance & Other Operating Expense	87,745,809.43	0.00	87,745,809.43	5,424,673.30	82,321,136.13	
	Capital Outlay	27,424,224.00	0.00	27,424,224.00	0.00	27,424,224.00	
	Pension & Gratuity Fund	0.40	0.00	0.40	0.00	0.40	
	SUB - TOTAL	151,005,901.54	0.00	151,005,901.54	26,909,192.15	124,096,709.39	
A.	CURRENT YEAR'S ALLOTMENT:						
	Personnel Services	56,783,607.23	0.00	56,783,607.23	36,867,224.92	19,916,382.31	
	Maintenance & Other Operating Expense	129,709,641.09	0.00	129,709,641.09	14,851,097.70	114,858,543.39	
	Capital Outlay	58,018,224.00	0.00	58,018,224.00	0.00	58,018,224.00	
	Pension & Gratuity Fund	1.72	8,208,590.00	8,208,591.72	8,208,589.38	2.34	
	Total Current Year's Allotment	244,511,474.04	8,208,590.00	252,720,064.04	59,926,912.00	192,793,152.04	
B.	PRIOR YEAR'S ALLOTMENTS:						
	Continuing Appropriations:						
	Maintenance & Other Oper. Expenses:						
	Trainings & Scholarship Expenses	625,700.39	0.00	625,700.39	624,422.64	1,277.75	
	ICT Training Expenses	0.00	0.00	0.00	0.00	0.00	
	Office Supplies Expenses	621,904.61	0.00	621,904.61	72,500.00	549,404.61	
	Gas, Oil & Lubricants	724,941.87	0.00	724,941.87	60,633.56	664,308.31	
	Internet Expenses	576,600.81	0.00	576,600.81	0.00	576,600.81	
	Auditing Services	106,951.76	0.00	106,951.76	53,643.56	53,308.20	
	Professional/Consultancy Services	66,932,000.00	0.00	66,932,000.00	0.00	66,932,000.00	
	Taxes, Duties & Licenses	32,928.86	0.00	32,928.86	9,075.00	23,853.86	
	Insurance Expenses	54,746.25	0.00	54,746.25	18,260.71	36,485.54	
	Advertising Expenses	602,476.02	0.00	602,476.02	264,448.80	338,027.22	
	Printing and Binding Expenses	137,842.72	0.00	137,842.72	137,842.72	0.00	
	Subtotal, MOOE	70,416,093.29	0.00	70,416,093.29	1,240,826.99	69,175,266.30	
	Capital Outlay:						
	Building & Other Structures Outlay	120,508,000.00	0.00	120,508,000.00	0.00	120,508,000.00	
	Furnitures & Fixtures	606,447.71	0.00	606,447.71	0.00	606,447.71	
	Machinery & Equipment Outlay	6,370,350.72	0.00	6,370,350.72	0.00	6,370,350.72	
	Subtotal, CO	127,484,798.43	0.00	127,484,798.43	0.00	127,484,798.43	
	Total Continuing Appropriations	197,900,891.72	0.00	197,900,891.72	1,240,826.99	196,660,064.73	
	GRAND TOTAL	442,412,365.76	8,208,590.00	450,620,955.76	61,167,738.99	389,453,216.77	

Department : Other Executive Office
 Agency : Energy Regulatory Commission
 Fund Code : Fund 101

PARTICULARS (1)	ALLOTMENT RECEIVED			OBLIGATIONS INCURRED Jul-Sept. 2017 (5)	UNOBLIGATED ALLOTMENT BALANCE Sept. 30, 2017 (6)	REMARK (7)
	2017 BALANCE PREVIOUS QUARTER (2)	2017 THIS QUARTER Jul-Sept. 2017 (3)	TOTAL (4)			
A. CURRENT YEAR'S ALLOTMENT						
PERSONNEL SERVICES :						
Basic Pay - Civilian	38,689,029.08	0.00	38,689,029.08	28,199,782.43	10,489,246.65	
- Step Increment	264,621.87	0.00	264,621.87	154,091.78	110,530.09	
Other Compensation:						
P E R A	2,056,258.82	0.00	2,056,258.82	1,388,363.62	667,895.20	
Representation Allowance (RA)	812,136.36	0.00	812,136.36	623,875.00	188,261.36	
Transportation Allowance (TA)	1,170,319.11	0.00	1,170,319.11	510,000.00	660,319.11	
Clothing/Uniform Allowance	1,130,000.00	0.00	1,130,000.00	1,130,000.00	0.00	
Year-End Bonus	4,314,262.50	0.00	4,314,262.50	0.00	4,314,262.50	
Cash Gift	547,500.00	0.00	547,500.00	0.00	547,500.00	
Life and Retirement Insurance Premium	5,577,485.91	0.00	5,577,485.91	3,233,278.39	2,344,207.52	
PAG-IBIG Contributions	128,912.50	0.00	128,912.50	66,400.00	62,512.50	
Health Insurance Premiums	458,925.00	0.00	458,925.00	232,637.50	226,287.50	
Employees Compensation Ins. Prem. (ECI)	122,648.12	0.00	122,648.12	68,288.24	54,359.88	
Terminal Leave Benefits	251,000.00	0.00	251,000.00	0.00	251,000.00	
Other Personnel Benefits	1,260,507.96	0.00	1,260,507.96	1,260,507.96	0.00	
Sub-Total Other Compensation	17,829,956.28	0.00	17,829,956.28	8,513,350.71	9,316,605.57	
TOTAL, PS	56,783,607.23	0.00	56,783,607.23	36,867,224.92	19,916,382.31	

PARTICULARS (1)	ALLOTMENT RECEIVED			OBLIGATIONS INCURRED Jul-Sept. 2017 (5)	UNOBLIGATED ALLOTMENT BALANCE Sept. 30, 2017 (6)	REMARKS (7)
	2017 BALANCE PREVIOUS QUARTER (2)	2017 THIS QUARTER Jul - Sept. 2017 (3)	TOTAL (4)			
MAINT. & OTHER OPERATING EXPENSES:						
Travelling Expenses	6,937,801.11	0.00	6,937,801.11	1,516,000.68	5,421,800.43	
Training & Scholarship Expenses	14,383,680.69	0.00	14,383,680.69	929,137.32	13,454,543.37	
ICT Training Expenses	779,492.00	0.00	779,492.00	178,500.00	600,992.00	
Office Supplies Expense	13,326,641.29	0.00	13,326,641.29	1,399,796.27	11,926,845.02	
Gasoline, Oil & Lubricants	862,156.81	0.00	862,156.81	159,049.55	703,107.26	
Water	587,758.88	0.00	587,758.88	230,839.47	356,919.41	
Electricity	4,033,206.75	0.00	4,033,206.75	1,686,781.40	2,346,425.35	
Postage and Deliveries	511,993.40	0.00	511,993.40	168,672.00	343,321.40	
Telephone - Landline	476,105.22	0.00	476,105.22	243,046.51	233,058.71	
Telephone - Mobile	327,709.10	0.00	327,709.10	305,800.00	21,909.10	
Internet	2,165,158.17	0.00	2,165,158.17	247,325.31	1,917,832.86	
Confidential Expenses	15,000,000.00	0.00	15,000,000.00	0.00	15,000,000.00	
Extraordinary & Miscellaneous Expenses	1,216,800.00	0.00	1,216,800.00	348,662.00	868,138.00	
Auditing Services	109,752.02	0.00	109,752.02	78,467.59	31,284.43	
Environment/Sanitary Services	0.00	0.00	0.00	0.00	0.00	
Professional/Consultancy Services	57,510,342.22	0.00	57,510,342.22	4,363,326.92	53,147,015.30	
Janitorial Services	2,234,354.60	0.00	2,234,354.60	395,187.24	1,839,167.36	
Security Services	63,730.62	0.00	63,730.62	3,001.76	60,728.86	
ICT General Services	0.00	0.00	0.00	0.00	0.00	
Office Equipment Maintenance	460,711.20	0.00	460,711.20	325,100.00	135,611.20	
IT Equipment Maintenance	315,155.00	0.00	315,155.00	0.00	315,155.00	
Technical & Scientific Equipment Maintenance	275,000.00	0.00	275,000.00	0.00	275,000.00	
Motor Vehicle Maintenance	442,513.61	0.00	442,513.61	360,896.77	81,616.84	
Furniture & Fixtures Maintenance	366,000.00	0.00	366,000.00	0.00	366,000.00	
Taxes, Duties and Licenses	315,526.72	0.00	315,526.72	6,458.12	309,068.60	
Fidelity Bonds Premiums	158,417.46	0.00	158,417.46	33,580.00	124,837.46	
Insurance Expenses	128,915.20	0.00	128,915.20	1,418.00	127,497.20	
Advertising Expenses	2,156,000.00	0.00	2,156,000.00	406,502.30	1,749,497.70	
Printing & Binding Expense	1,246,157.71	0.00	1,246,157.71	621,684.16	624,473.55	
Rent Expense - Buildings	0.00	0.00	0.00	0.00	0.00	
- Equipments	317,801.66	0.00	317,801.66	317,801.66	0.00	
Subscription Expense	500,290.00	0.00	500,290.00	620.00	499,670.00	
ICT Subscription Expenses	2,500,469.65	0.00	2,500,469.65	523,442.67	1,977,026.98	
Total, MOOE	129,709,641.09	0.00	129,709,641.09	14,851,097.70	114,858,543.39	
CAPITAL OUTLAY:						
Building & Other Structures	20,000,000.00	0.00	20,000,000.00	0.00	20,000,000.00	
ICT Equipment	21,994,000.00	0.00	21,994,000.00	0.00	21,994,000.00	
Technical & Scientific Equipment	3,424,224.00	0.00	3,424,224.00	0.00	3,424,224.00	
Office Equipment	6,200,000.00	0.00	6,200,000.00	0.00	6,200,000.00	
Furnitures, Fixtures & Books Outlay	6,400,000.00	0.00	6,400,000.00	0.00	6,400,000.00	
Total, CO	58,018,224.00	0.00	58,018,224.00	0.00	58,018,224.00	
PENSION & GRATUITY FUND (PGF):						
Pension Benefits - Civilian	0.00	8,149,302.00	8,149,302.00	8,149,302.00	0.00	
Retirement Benefits	0.00	0.00	0.00	0.00	0.00	
Terminal Leave Benefits	1.72	59,288.00	59,289.72	59,287.38	2.34	
Total, PGF	1.72	8,208,590.00	8,208,591.72	8,208,589.38	2.34	
TOTAL, Current Year's Allotment	244,511,474.04	8,208,590.00	252,720,064.04	59,926,912.00	192,793,152.04	

Department : Other Executive Office
 Agency : Energy Regulatory Commission
 Fund Code : Fund 101

PARTICULARS (1)	ALLOTMENT RECEIVED			OBLIGATIONS INCURRED Jul-Sept. 2017 (5)	UNOBLIGATED ALLOTMENT BALANCE Sept. 30, 2017 (6)	REMARKS (7)
	2017 BALANCE PREVIOUS QUARTER (2)	2017 THIS QUARTER Jul - Sept. 2017 (3)	TOTAL (4)			
B. PRIOR YEAR'S ALLOTMENT:						
Continuing Appropriations:						
Maintenance & Other Operating Expenses:						
Trainings & Scholarship Expenses	625,700.39	0.00	625,700.39	624,422.64	1,277.75	
ICT Training Expenses	0.00	0.00	0.00	0.00	0.00	
Office Supplies Expenses	621,904.61	0.00	621,904.61	72,500.00	549,404.61	
Gas, Oil & Lubricants	724,941.87	0.00	724,941.87	60,633.56	664,308.31	
Internet Expenses	576,600.81	0.00	576,600.81	0.00	576,600.81	
Auditing Services	106,951.76	0.00	106,951.76	53,643.56	53,308.20	
Professional/Consultancy Services	66,932,000.00	0.00	66,932,000.00	0.00	66,932,000.00	
Taxes, Duties & Licenses	32,928.86	0.00	32,928.86	9,075.00	23,853.86	
Insurance Expenses	54,746.25	0.00	54,746.25	18,260.71	36,485.54	
Advertising Expenses	602,476.02	0.00	602,476.02	264,448.80	338,027.22	
Printing & Binding Expenses	137,842.72	0.00	137,842.72	137,842.72	0.00	
Subtotal, MOOE	70,416,093.29	0.00	70,416,093.29	1,240,826.99	69,175,266.30	
Capital Outlay :						
Building & Other Structures Outlay	120,508,000.00	0.00	120,508,000.00	0.00	120,508,000.00	
Furnitures & Fixtures	606,447.71	0.00	606,447.71	0.00	606,447.71	
Machinery & Equipment Outlay	6,370,350.72	0.00	6,370,350.72	0.00	6,370,350.72	
Subtotal, CO	127,484,798.43	0.00	127,484,798.43	0.00	127,484,798.43	
TOTAL, Prior Years' Allotment	197,900,891.72	0.00	197,900,891.72	1,240,826.99	196,660,064.73	
GRAND TOTAL, CYA & PYA	442,412,365.76	8,208,590.00	450,620,955.76	61,167,738.99	389,453,216.77	