


**QUARTERLY REPORT OF REVENUE AND OTHER RECEIPTS
As at the Quarter Ending March 31, 2020**

Department : Other Executive Offices
 Agency : Energy Regulatory Commission
 Operating Unit : < not applicable >
 Organization Code : 26 008 0000000
 Fund Cluster : 01 - Regular Agency Fund

Classification/Sources of Revenue and Other Receipts	UACS CODE	REVENUE TARGET (Annual) per BESF	Actual Revenue and Other Receipts Collections					Cumulative Remittance/Deposits to Date			Variance		Remarks
			1st Quarter Ending March 31	2nd Quarter Ending June 30	3rd Quarter Ending Sept. 30	4th Quarter Ending Dec. 31	Total	Remittance to BTr	Deposited with AGDB	TOTAL	Amount	%	
1	2	3	4	5	6	7	8=[(6+(-)7)-8+9]	9	10	11=(9+10)	12=(8-3)	13=(12/3)	14
Regular Agency Fund		1,058,002,000.00	29,885,456.00	0.00	0.00	0.00	29,885,456.00	14,892,792.00	21,251,300.00	36,144,092.00	(1,028,116,544.00)	-97 %	
Revenue Collections		1,058,002,000.00	29,885,456.00	0.00	0.00	0.00	29,885,456.00	14,892,792.00	21,251,300.00	36,144,092.00	(1,028,116,544.00)	-97 %	
Cash Revenue		1,058,002,000.00	29,885,456.00	0.00	0.00	0.00	29,885,456.00	14,892,792.00	21,251,300.00	36,144,092.00	(1,028,116,544.00)	-97 %	
Non-Tax		1,058,002,000.00	29,885,456.00	0.00	0.00	0.00	29,885,456.00	14,892,792.00	21,251,300.00	36,144,092.00	(1,028,116,544.00)	-97 %	
Other Permit Fees	4020101099	309,273,000.00	19,395,535.00	0.00	0.00	0.00	19,395,535.00	11,466,366.00	7,182,685.00	18,649,051.00	(289,877,465.00)	-94 %	Deposit from current (with undeposited collection as of 3/31/2020)
Certification Fees	4020104002	4,604,000.00	2,311,687.00	0.00	0.00	0.00	2,311,687.00	35,000.00	2,310,687.00	2,345,687.00	(2,292,313.00)	-50 %	Deposit from current and undeposited collections as of Dec. 2019
Supervision and Regulation Enforcement Fees	4020107000	698,400,000.00	0.00	0.00	0.00	0.00	0.00	959,466.00	481,419.00	1,440,885.00	(698,400,000.00)	-100 %	Deposit from receivables and undeposited collection as of 12/27/2019
Filing Fees	4020113007	684,000.00	93,600.00	0.00	0.00	0.00	93,600.00	3,700.00	117,700.00	121,400.00	(590,400.00)	-86 %	Deposit from current and undeposited collections as of 12/27/2019
Fines and Penalties - Service Income	4020114000	0.00	100,000.00	0.00	0.00	0.00	100,000.00	0.00	150,000.00	150,000.00	100,000.00	0 %	Deposit from current and undeposited collections as of 12/27/2019
Calibration Fees	4020199002	44,541,000.00	7,948,415.00	0.00	0.00	0.00	7,948,415.00	2,428,260.00	10,972,590.00	13,400,850.00	(36,592,585.00)	-82 %	Deposit from current and receivables (includes undeposited collections as of 12/27/2019)
Other Service Income	4020199099	500,000.00	31,219.00	0.00	0.00	0.00	31,219.00	0.00	31,219.00	31,219.00	(468,781.00)	-94 %	
Miscellaneous Income	4060999000	0.00	5,000.00	0.00	0.00	0.00	5,000.00	0.00	5,000.00	5,000.00	5,000.00	0 %	
TOTAL		1,058,002,000.00	29,885,456.00	0.00	0.00	0.00	29,885,456.00	14,892,792.00	21,251,300.00	36,144,092.00	(1,028,116,544.00)	-97 %	


1

Certified Correct:


 CABALBAG LUZVIMINBA NONO
 Chief, Accounting Division


Date:

Recommending Approval:


 MONTANER SHARON OCAMPO
 OIC Director, FAS

Date:

Approved By:


 DEVANADERA AGNES VST
 Chairperson and CEO

Date:

Ry