

STATEMENT OF APPROPRIATIONS, ALLOTMENTS, OBLIGATIONS, DISBURSEMENTS AND BALANCES
As at the Quarter Ending March 31, 2020

Department : Other Executive Offices
 Agency/Entity : Energy Regulatory Commission
 Operating Unit : < not applicable >
 Organization Code : 26 008 0000000
 Fund Cluster : 01 Regular Agency Fund
 (e.g. UACS Fund Cluster: 01-Regular Agency Fund, 02-Foreign Assisted Projects Fund, 03-Special Account-Locally Funded/Domestic Grants Fund, and 04-Special Account-Foreign Assisted/Foreign Grants Fund)

X	Current Appropriations
	Supplemental Appropriations
	Continuing Appropriations

Particulars	UACS CODE	Appropriations			Allotments					Current Year Obligations					Current Year Disbursements					Balances			
		Authorized Appropriations	Adjustments (Transfer To/From, Modification)	Adjusted Appropriations	Allotments Received	Adjustments (Reductions, Modifications/Augmentation)	Transfer To	Transfer From	Adjusted Total Allotments	1st Quarter Ending March 31	2nd Quarter Ending June 30	3rd Quarter Ending Sept. 30	4th Quarter Ending Dec. 31	TOTAL	1st Quarter Ending March 31	2nd Quarter Ending June 30	3rd Quarter Ending Sept. 30	4th Quarter Ending Dec. 31	TOTAL	Unreleased Appro	Unobligated Allotments	Unpaid Obligations (15-20)=(23+24)	
		3	4	5=(3+4)	6	7	8	9	10=[(6+(-)7)-8+9]	11	12	13	14	15=(11+12+13+14)	16	17	18	19	20=(16+17+18+19)	21	22	23	24
I. Agency Specific Budget		849,778,000.00	0.00	849,778,000.00	537,240,000.00	0.00	0.00	0.00	537,240,000.00	101,772,525.00	0.00	0.00	0.00	101,772,525.00	99,569,606.00	0.00	0.00	0.00	99,569,606.00	312,538,000.00	435,467,475.00	852,919.00	1,350,000.00
General Administration and Support	100000000000000000	397,945,000.00	0.00	397,945,000.00	286,187,000.00	0.00	0.00	0.00	286,187,000.00	58,422,141.00	0.00	0.00	0.00	58,422,141.00	58,074,257.00	0.00	0.00	0.00	58,074,257.00	111,758,000.00	227,764,859.00	347,884.00	0.00
General Management and Supervision	1000001000010000	397,660,000.00	0.00	397,660,000.00	285,902,000.00	0.00	0.00	0.00	285,902,000.00	58,422,141.00	0.00	0.00	0.00	58,422,141.00	58,074,257.00	0.00	0.00	0.00	58,074,257.00	111,758,000.00	227,479,859.00	347,884.00	0.00
PS		96,919,000.00	0.00	96,919,000.00	96,919,000.00	0.00	0.00	0.00	96,919,000.00	26,960,351.00	0.00	0.00	0.00	26,960,351.00	26,960,351.00	0.00	0.00	0.00	26,960,351.00	0.00	69,958,649.00	0.00	0.00
MOOE		251,671,000.00	0.00	251,671,000.00	169,473,000.00	0.00	0.00	0.00	169,473,000.00	31,461,790.00	0.00	0.00	0.00	31,461,790.00	31,113,906.00	0.00	0.00	0.00	31,113,906.00	82,198,000.00	138,011,210.00	347,884.00	0.00
CO		49,070,000.00	0.00	49,070,000.00	19,510,000.00	0.00	0.00	0.00	19,510,000.00	0.00	0.00	0.00	0.00	0.00	0.00	0.00	0.00	0.00	0.00	29,560,000.00	19,510,000.00	0.00	0.00
Administration of Personnel Benefits	1000001000020000	285,000.00	0.00	285,000.00	285,000.00	0.00	0.00	0.00	285,000.00	0.00	0.00	0.00	0.00	0.00	0.00	0.00	0.00	0.00	0.00	0.00	285,000.00	0.00	0.00
PS		285,000.00	0.00	285,000.00	285,000.00	0.00	0.00	0.00	285,000.00	0.00	0.00	0.00	0.00	0.00	0.00	0.00	0.00	0.00	0.00	0.00	285,000.00	0.00	0.00
Sub-Total, General Administration and Support		397,945,000.00	0.00	397,945,000.00	286,187,000.00	0.00	0.00	0.00	286,187,000.00	58,422,141.00	0.00	0.00	0.00	58,422,141.00	58,074,257.00	0.00	0.00	0.00	58,074,257.00	111,758,000.00	227,764,859.00	347,884.00	0.00
PS		97,204,000.00	0.00	97,204,000.00	97,204,000.00	0.00	0.00	0.00	97,204,000.00	26,960,351.00	0.00	0.00	0.00	26,960,351.00	26,960,351.00	0.00	0.00	0.00	26,960,351.00	0.00	70,243,649.00	0.00	0.00
MOOE		251,671,000.00	0.00	251,671,000.00	169,473,000.00	0.00	0.00	0.00	169,473,000.00	31,461,790.00	0.00	0.00	0.00	31,461,790.00	31,113,906.00	0.00	0.00	0.00	31,113,906.00	82,198,000.00	138,011,210.00	347,884.00	0.00
FinEx (if Applicable)		0.00	0.00	0.00	0.00	0.00	0.00	0.00	0.00	0.00	0.00	0.00	0.00	0.00	0.00	0.00	0.00	0.00	0.00	0.00	0.00	0.00	0.00
CO		49,070,000.00	0.00	49,070,000.00	19,510,000.00	0.00	0.00	0.00	19,510,000.00	0.00	0.00	0.00	0.00	0.00	0.00	0.00	0.00	0.00	0.00	29,560,000.00	19,510,000.00	0.00	0.00
Operations	300000000000000000	451,833,000.00	0.00	451,833,000.00	251,053,000.00	0.00	0.00	0.00	251,053,000.00	43,350,384.00	0.00	0.00	0.00	43,350,384.00	41,495,349.00	0.00	0.00	0.00	41,495,349.00	200,780,000.00	207,702,616.00	505,035.00	1,350,000.00
OO: Quality and reliability of electricity supply, and reasonable pricing ensured		451,833,000.00	0.00	451,833,000.00	251,053,000.00	0.00	0.00	0.00	251,053,000.00	43,350,384.00	0.00	0.00	0.00	43,350,384.00	41,495,349.00	0.00	0.00	0.00	41,495,349.00	200,780,000.00	207,702,616.00	505,035.00	1,350,000.00
ELECTRIC POWER INDUSTRY REGULATORY PROGRAM		451,833,000.00	0.00	451,833,000.00	251,053,000.00	0.00	0.00	0.00	251,053,000.00	43,350,384.00	0.00	0.00	0.00	43,350,384.00	41,495,349.00	0.00	0.00	0.00	41,495,349.00	200,780,000.00	207,702,616.00	505,035.00	1,350,000.00
Regulation of energy related industries through screening and registration	3101001000010000	253,213,000.00	0.00	253,213,000.00	63,520,000.00	0.00	0.00	0.00	63,520,000.00	13,231,113.00	0.00	0.00	0.00	13,231,113.00	13,219,894.00	0.00	0.00	0.00	13,219,894.00	189,693,000.00	50,288,887.00	11,219.00	0.00
PS		35,905,000.00	0.00	35,905,000.00	35,905,000.00	0.00	0.00	0.00	35,905,000.00	10,351,116.00	0.00	0.00	0.00	10,351,116.00	10,351,116.00	0.00	0.00	0.00	10,351,116.00	0.00	25,553,884.00	0.00	0.00
MOOE		215,171,000.00	0.00	215,171,000.00	25,478,000.00	0.00	0.00	0.00	25,478,000.00	2,879,997.00	0.00	0.00	0.00	2,879,997.00	2,868,778.00	0.00	0.00	0.00	2,868,778.00	189,693,000.00	22,598,003.00	11,219.00	0.00
CO		2,137,000.00	0.00	2,137,000.00	2,137,000.00	0.00	0.00	0.00	2,137,000.00	0.00	0.00	0.00	0.00	0.00	0.00	0.00	0.00	0.00	0.00	0.00	2,137,000.00	0.00	0.00
Enforcement of rules and regulations	3101001000020000	30,064,000.00	0.00	30,064,000.00	30,064,000.00	0.00	0.00	0.00	30,064,000.00	5,903,677.00	0.00	0.00	0.00	5,903,677.00	5,903,677.00	0.00	0.00	0.00	5,903,677.00	0.00	24,160,323.00	0.00	0.00
PS		22,452,000.00	0.00	22,452,000.00	22,452,000.00	0.00	0.00	0.00	22,452,000.00	5,412,684.00	0.00	0.00	0.00	5,412,684.00	5,412,684.00	0.00	0.00	0.00	5,412,684.00	0.00	17,039,316.00	0.00	0.00
MOOE		7,612,000.00	0.00	7,612,000.00	7,612,000.00	0.00	0.00	0.00	7,612,000.00	490,993.00	0.00	0.00	0.00	490,993.00	490,993.00	0.00	0.00	0.00	490,993.00	0.00	7,121,007.00	0.00	0.00
Monitoring of regulated entities	3101001000030000	43,351,000.00	0.00	43,351,000.00	42,282,000.00	0.00	0.00	0.00	42,282,000.00	8,801,905.00	0.00	0.00	0.00	8,801,905.00	8,758,089.00	0.00	0.00	0.00	8,758,089.00	1,069,000.00	33,480,095.00	43,816.00	0.00
PS		28,036,000.00	0.00	28,036,000.00	28,036,000.00	0.00	0.00	0.00	28,036,000.00	7,343,561.00	0.00	0.00	0.00	7,343,561.00	7,343,561.00	0.00	0.00	0.00	7,343,561.00	0.00	20,692,439.00	0.00	0.00
MOOE		15,315,000.00	0.00	15,315,000.00	14,246,000.00	0.00	0.00	0.00	14,246,000.00	1,458,344.00	0.00	0.00	0.00	1,458,344.00	1,414,528.00	0.00	0.00	0.00	1,414,528.00	1,069,000.00	12,787,656.00	43,816.00	0.00

Department : Other Executive Offices
 Agency/Entity : Energy Regulatory Commission
 Operating Unit : < not applicable >
 Organization Code : 26 008 0000000
 Fund Cluster : 01 Regular Agency Fund

<input checked="" type="checkbox"/>	Current Appropriations
<input type="checkbox"/>	Supplemental Appropriations
<input type="checkbox"/>	Continuing Appropriations

(e.g. UACS Fund Cluster: 01-Regular Agency Fund, 02-Foreign Assisted Projects Fund, 03-Special Account-Locally Funded/Domestic Grants Fund, and 04-Special Account-Foreign Assisted/Foreign Grants Fund)

Particulars	UACS CODE	Appropriations			Allotments					Current Year Obligations					Current Year Disbursements					Balances			
		Authorized Appropriations	Adjustments (Transfer To/From, Modification)	Adjusted Appropriations	Allotments Received	Adjustments (Reductions, Modifications/Augmentation)	Transfer To	Transfer From	Adjusted Total Allotments	1st Quarter Ending March 31	2nd Quarter Ending June 30	3rd Quarter Ending Sept. 30	4th Quarter Ending Dec. 31	TOTAL	1st Quarter Ending March 31	2nd Quarter Ending June 30	3rd Quarter Ending Sept. 30	4th Quarter Ending Dec. 31	TOTAL	Unreleased Appro	Unobligated Allotments	Unpaid Obligations (15-20)=(23+24)	
		3	4	5=(3+4)	6	7	8	9	10=[(6+(-7))-8+9]	11	12	13	14	15=(11+12+13+14)	16	17	18	19	20=(16+17+18+19)	21	22	23	24
Consumer Education and Protection Program	310100100004000	125,205,000.00	0.00	125,205,000.00	115,187,000.00	0.00	0.00	0.00	115,187,000.00	15,413,689.00	0.00	0.00	0.00	15,413,689.00	13,613,689.00	0.00	0.00	0.00	13,613,689.00	10,018,000.00	99,773,311.00	450,000.00	1,350,000.00
PS		43,261,000.00	0.00	43,261,000.00	43,261,000.00	0.00	0.00	0.00	43,261,000.00	11,519,649.00	0.00	0.00	0.00	11,519,649.00	11,519,649.00	0.00	0.00	0.00	11,519,649.00	0.00	31,741,351.00	0.00	0.00
MOOE		32,944,000.00	0.00	32,944,000.00	22,926,000.00	0.00	0.00	0.00	22,926,000.00	3,894,040.00	0.00	0.00	0.00	3,894,040.00	2,094,040.00	0.00	0.00	0.00	2,094,040.00	10,018,000.00	19,031,960.00	450,000.00	1,350,000.00
CO		49,000,000.00	0.00	49,000,000.00	49,000,000.00	0.00	0.00	0.00	49,000,000.00	0.00	0.00	0.00	0.00	0.00	0.00	0.00	0.00	0.00	0.00	0.00	49,000,000.00	0.00	0.00
Sub-Total, Operations		451,833,000.00	0.00	451,833,000.00	251,053,000.00	0.00	0.00	0.00	251,053,000.00	43,350,384.00	0.00	0.00	0.00	43,350,384.00	41,495,349.00	0.00	0.00	0.00	41,495,349.00	200,780,000.00	207,702,616.00	505,035.00	1,350,000.00
PS		129,654,000.00	0.00	129,654,000.00	129,654,000.00	0.00	0.00	0.00	129,654,000.00	34,627,010.00	0.00	0.00	0.00	34,627,010.00	34,627,010.00	0.00	0.00	0.00	34,627,010.00	0.00	95,026,990.00	0.00	0.00
MOOE		271,042,000.00	0.00	271,042,000.00	70,262,000.00	0.00	0.00	0.00	70,262,000.00	8,723,374.00	0.00	0.00	0.00	8,723,374.00	6,868,339.00	0.00	0.00	0.00	6,868,339.00	200,780,000.00	61,538,626.00	505,035.00	1,350,000.00
FinEx (if Applicable)		0.00	0.00	0.00	0.00	0.00	0.00	0.00	0.00	0.00	0.00	0.00	0.00	0.00	0.00	0.00	0.00	0.00	0.00	0.00	0.00	0.00	0.00
CO		51,137,000.00	0.00	51,137,000.00	51,137,000.00	0.00	0.00	0.00	51,137,000.00	0.00	0.00	0.00	0.00	0.00	0.00	0.00	0.00	0.00	0.00	0.00	51,137,000.00	0.00	0.00
Sub-Total, I. Agency Specific Budget		849,778,000.00	0.00	849,778,000.00	537,240,000.00	0.00	0.00	0.00	537,240,000.00	101,772,525.00	0.00	0.00	0.00	101,772,525.00	99,569,606.00	0.00	0.00	0.00	99,569,606.00	312,538,000.00	435,467,475.00	852,919.00	1,350,000.00
PS		226,858,000.00	0.00	226,858,000.00	226,858,000.00	0.00	0.00	0.00	226,858,000.00	61,587,361.00	0.00	0.00	0.00	61,587,361.00	61,587,361.00	0.00	0.00	0.00	61,587,361.00	0.00	165,270,639.00	0.00	0.00
MOOE		522,713,000.00	0.00	522,713,000.00	239,735,000.00	0.00	0.00	0.00	239,735,000.00	40,185,164.00	0.00	0.00	0.00	40,185,164.00	37,982,245.00	0.00	0.00	0.00	37,982,245.00	282,978,000.00	199,549,836.00	852,919.00	1,350,000.00
FinEx (if Applicable)		0.00	0.00	0.00	0.00	0.00	0.00	0.00	0.00	0.00	0.00	0.00	0.00	0.00	0.00	0.00	0.00	0.00	0.00	0.00	0.00	0.00	0.00
CO		100,207,000.00	0.00	100,207,000.00	70,647,000.00	0.00	0.00	0.00	70,647,000.00	0.00	0.00	0.00	0.00	0.00	0.00	0.00	0.00	0.00	0.00	29,560,000.00	70,647,000.00	0.00	0.00
II. Automatic Appropriations		20,181,000.00	0.00	20,181,000.00	20,181,000.00	0.00	0.00	0.00	20,181,000.00	4,799,244.00	0.00	0.00	0.00	4,799,244.00	4,799,244.00	0.00	0.00	0.00	4,799,244.00	0.00	15,381,756.00	0.00	0.00
Specific Budgets of National Government Agencies		20,181,000.00	0.00	20,181,000.00	20,181,000.00	0.00	0.00	0.00	20,181,000.00	4,799,244.00	0.00	0.00	0.00	4,799,244.00	4,799,244.00	0.00	0.00	0.00	4,799,244.00	0.00	15,381,756.00	0.00	0.00
Retirement and Life Insurance Premiums		20,181,000.00	0.00	20,181,000.00	20,181,000.00	0.00	0.00	0.00	20,181,000.00	4,799,244.00	0.00	0.00	0.00	4,799,244.00	4,799,244.00	0.00	0.00	0.00	4,799,244.00	0.00	15,381,756.00	0.00	0.00
PS		20,181,000.00	0.00	20,181,000.00	20,181,000.00	0.00	0.00	0.00	20,181,000.00	4,799,244.00	0.00	0.00	0.00	4,799,244.00	4,799,244.00	0.00	0.00	0.00	4,799,244.00	0.00	15,381,756.00	0.00	0.00
Sub-total II. Automatic Appropriations		20,181,000.00	0.00	20,181,000.00	20,181,000.00	0.00	0.00	0.00	20,181,000.00	4,799,244.00	0.00	0.00	0.00	4,799,244.00	4,799,244.00	0.00	0.00	0.00	4,799,244.00	0.00	15,381,756.00	0.00	0.00
PS		20,181,000.00	0.00	20,181,000.00	20,181,000.00	0.00	0.00	0.00	20,181,000.00	4,799,244.00	0.00	0.00	0.00	4,799,244.00	4,799,244.00	0.00	0.00	0.00	4,799,244.00	0.00	15,381,756.00	0.00	0.00
MOOE		0.00	0.00	0.00	0.00	0.00	0.00	0.00	0.00	0.00	0.00	0.00	0.00	0.00	0.00	0.00	0.00	0.00	0.00	0.00	0.00	0.00	0.00
FinEx		0.00	0.00	0.00	0.00	0.00	0.00	0.00	0.00	0.00	0.00	0.00	0.00	0.00	0.00	0.00	0.00	0.00	0.00	0.00	0.00	0.00	0.00
CO		0.00	0.00	0.00	0.00	0.00	0.00	0.00	0.00	0.00	0.00	0.00	0.00	0.00	0.00	0.00	0.00	0.00	0.00	0.00	0.00	0.00	0.00
III. Special Purpose Fund		36,344,715.00	0.00	36,344,715.00	0.00	36,344,715.00	0.00	0.00	36,344,715.00	28,459,439.00	0.00	0.00	0.00	28,459,439.00	24,873,439.00	0.00	0.00	0.00	24,873,439.00	0.00	7,885,276.00	0.00	3,586,000.00
Pension and Gratuity Fund		36,344,715.00	0.00	36,344,715.00	0.00	36,344,715.00	0.00	0.00	36,344,715.00	28,459,439.00	0.00	0.00	0.00	28,459,439.00	24,873,439.00	0.00	0.00	0.00	24,873,439.00	0.00	7,885,276.00	0.00	3,586,000.00
PS		36,344,715.00	0.00	36,344,715.00	0.00	36,344,715.00	0.00	0.00	36,344,715.00	28,459,439.00	0.00	0.00	0.00	28,459,439.00	24,873,439.00	0.00	0.00	0.00	24,873,439.00	0.00	7,885,276.00	0.00	3,586,000.00
Sub-Total III. Special Purpose Fund		36,344,715.00	0.00	36,344,715.00	0.00	36,344,715.00	0.00	0.00	36,344,715.00	28,459,439.00	0.00	0.00	0.00	28,459,439.00	24,873,439.00	0.00	0.00	0.00	24,873,439.00	0.00	7,885,276.00	0.00	3,586,000.00
PS		36,344,715.00	0.00	36,344,715.00	0.00	36,344,715.00	0.00	0.00	36,344,715.00	28,459,439.00	0.00	0.00	0.00	28,459,439.00	24,873,439.00	0.00	0.00	0.00	24,873,439.00	0.00	7,885,276.00	0.00	3,586,000.00
MOOE		0.00	0.00	0.00	0.00	0.00	0.00	0.00	0.00	0.00	0.00	0.00	0.00	0.00	0.00	0.00	0.00	0.00	0.00	0.00	0.00	0.00	0.00
FinEx		0.00	0.00	0.00	0.00	0.00	0.00	0.00	0.00	0.00	0.00	0.00	0.00	0.00	0.00	0.00	0.00	0.00	0.00	0.00	0.00	0.00	0.00
CO		0.00	0.00	0.00	0.00	0.00	0.00	0.00	0.00	0.00	0.00	0.00	0.00	0.00	0.00	0.00	0.00	0.00	0.00	0.00	0.00	0.00	0.00
GRAND TOTAL		869,959,000.00	36,344,715.00	906,303,715.00	557,421,000.00	36,344,715.00	0.00	0.00	593,765,715.00	135,031,208.00	0.00	0.00	0.00	135,031,208.00	129,242,289.00	0.00	0.00	0.00	129,242,289.00	312,538,000.00	458,734,507.00	852,919.00	4,936,000.00


Department : Other Executive Offices
 Agency/Entity : Energy Regulatory Commission
 Operating Unit : < not applicable >
 Organization Code : 26 008 0000000
 Fund Cluster : 01 Regular Agency Fund

X	Current Appropriations
	Supplemental Appropriations
	Continuing Appropriations


(e.g. UACS Fund Cluster: 01-Regular Agency Fund, 02-Foreign Assisted Projects Fund, 03-Special Account-Locally Funded/Domestic Grants Fund, and 04-Special Account-Foreign Assisted/Foreign Grants Fund)

Particulars	UACS CODE	Appropriations			Allotments					Current Year Obligations					Current Year Disbursements					Balances			
		Authorized Appropriations	(Transfer To/From, Modification s/)	Adjusted Appropriations	Allotments Received	Adjustments (Reductions, Modifications/ Augmentations)	Transfer To	Transfer From	Adjusted Total Allotments	1st Quarter Ending March 31	2nd Quarter Ending June 30	3rd Quarter Ending Sept. 30	4th Quarter Ending Dec. 31	TOTAL	1st Quarter Ending March 31	2nd Quarter Ending June 30	3rd Quarter Ending Sept. 30	4th Quarter Ending Dec. 31	TOTAL	Unreleased Appro	Unobligated Allotments	Unpaid Obligations (15-20)=(23+24)	
																						Due and Demandable	Not Yet Due and Demandable
1	2	3	4	5=(3+4)	6	7	8	9	10=[(6+(-)7)-8+9]	11	12	13	14	15=(11+12+13+14)	16	17	18	19	20=(16+17+18+19)	21	22	23	24
PS		247,039,000.00	36,344,715.00	283,383,715.00	247,039,000.00	36,344,715.00	0.00	0.00	283,383,715.00	94,846,044.00	0.00	0.00	0.00	94,846,044.00	91,260,044.00	0.00	0.00	0.00	91,260,044.00	0.00	188,537,671.00	0.00	3,586,000.00
MOOE		522,713,000.00	0.00	522,713,000.00	239,735,000.00	0.00	0.00	0.00	239,735,000.00	40,185,164.00	0.00	0.00	0.00	40,185,164.00	37,982,245.00	0.00	0.00	0.00	37,982,245.00	282,978,000.00	199,549,836.00	852,919.00	1,350,000.00
CO		100,207,000.00	0.00	100,207,000.00	70,647,000.00	0.00	0.00	0.00	70,647,000.00	0.00	0.00	0.00	0.00	0.00	0.00	0.00	0.00	0.00	0.00	29,560,000.00	70,647,000.00	0.00	0.00
Recapitulation by OO:																							
I. Agency Specific Budget		451,833,000.00	0.00	451,833,000.00	251,053,000.00	0.00	0.00	0.00	251,053,000.00	43,350,384.00	0.00	0.00	0.00	43,350,384.00	41,495,349.00	0.00	0.00	0.00	41,495,349.00	200,780,000.00	207,702,616.00	505,035.00	1,350,000.00
ELECTRIC POWER INDUSTRY REGULATORY PROGRAM		451,833,000.00	0.00	451,833,000.00	251,053,000.00	0.00	0.00	0.00	251,053,000.00	43,350,384.00	0.00	0.00	0.00	43,350,384.00	41,495,349.00	0.00	0.00	0.00	41,495,349.00	200,780,000.00	207,702,616.00	505,035.00	1,350,000.00


Certified Correct:


 RANAY ZIERLA MARIE SO
 Chief Budget Division
 Date:


Certified Correct:


 CABAL BAG LUZVIMINDA NONONG
 Chief Accounting Division
 Date:

Recommending Approval:


 MONTANER SHARON OCAMPO
 OIC Director, FAS
 Date:

Approved By:


 DEVANADERA AGNES VST
 Chairperson and CEO
 Date: 