

STATEMENT OF APPROPRIATIONS, ALLOTMENTS, OBLIGATIONS, DISBURSEMENTS AND BALANCES
As at the Quarter Ending June 30, 2021

Department: Other Executive Offices
Agency: Energy Regulatory Commission
Operating Unit: < not applicable >
Organization Code (UACS): 26 008 000000
Fund Cluster: 01 Regular Agency Fund

| | |
|---|-----------------------------|
| | Current Year Appropriations |
| | Supplemental Appropriations |
| X | Continuing Appropriations |

(e.g. UACS Fund Cluster: 01-Regular Agency Fund, 02-Foreign Assisted Projects Fund, 03-Special Account-Locally Funded/Domestic Grants Fund, and 04-Special Account-Foreign Assisted/Foreign Grants Fund)


| Particulars | UACS CODE | Appropriations | | | Allotments | | | | | Current Year Obligations | | | | | Current Year Disbursements | | | | | Balances | | | |
|--|------------------|---------------------------|---|-------------------------|---------------------|---------------------------------------|-------------|---------------|---------------------------|-----------------------------|----------------------------|-----------------------------|----------------------------|------------------|-----------------------------|----------------------------|-----------------------------|----------------------------|------------------|------------------|------------------------|--------------------|----------------------------|
| | | Authorized Appropriations | Adjustments (Transfer To/From, Realignment) | Adjusted Appropriations | Allotments Received | Adjustments (Withdrawal, Realignment) | Transfer To | Transfer From | Adjusted Total Allotments | 1st Quarter Ending March 31 | 2nd Quarter Ending June 30 | 3rd Quarter Ending Sept. 30 | 4th Quarter Ending Dec. 31 | TOTAL | 1st Quarter Ending March 31 | 2nd Quarter Ending June 30 | 3rd Quarter Ending Sept. 30 | 4th Quarter Ending Dec. 31 | TOTAL | Unreleased Appro | Unobligated Allotments | Unpaid Obligations | |
| | | | | | | | | | | | | | | | | | | | | | | Due and Demandable | Not Yet Due and Demandable |
| 1 | 2 | 3 | 4 | 5=(3+4) | 6 | 7 | 8 | 9 | 10=[(6+(-)7)-8+9] | 11 | 12 | 13 | 14 | 15=(11+12+13+14) | 16 | 17 | 18 | 19 | 20=(16+17+18+19) | 21=(5-10) | 22=(10-15) | 23 | 24 |
| I. Continuing Appropriations | | 73,030,399.00 | 0.00 | 73,030,399.00 | 73,030,399.00 | 0.00 | 0.00 | 0.00 | 73,030,399.00 | 748,979.00 | 25,755,141.00 | 0.00 | 0.00 | 26,504,120.00 | 745,250.00 | 20,131,421.00 | 0.00 | 0.00 | 20,876,671.00 | 0.00 | 46,526,279.00 | 5,627,449.00 | 0.00 |
| I. Agency Specific Budget | | 73,030,399.00 | 0.00 | 73,030,399.00 | 73,030,399.00 | 0.00 | 0.00 | 0.00 | 73,030,399.00 | 748,979.00 | 25,755,141.00 | 0.00 | 0.00 | 26,504,120.00 | 745,250.00 | 20,131,421.00 | 0.00 | 0.00 | 20,876,671.00 | 0.00 | 46,526,279.00 | 5,627,449.00 | 0.00 |
| General Administration and Support | 1000000000000000 | 44,997,987.00 | 0.00 | 44,997,987.00 | 44,997,987.00 | 0.00 | 0.00 | 0.00 | 44,997,987.00 | 748,979.00 | 21,945,269.00 | 0.00 | 0.00 | 22,694,248.00 | 745,250.00 | 16,321,549.00 | 0.00 | 0.00 | 17,066,799.00 | 0.00 | 22,303,739.00 | 5,627,449.00 | 0.00 |
| General Management and Supervision | 1000001000010000 | 44,997,987.00 | 0.00 | 44,997,987.00 | 44,997,987.00 | 0.00 | 0.00 | 0.00 | 44,997,987.00 | 748,979.00 | 21,945,269.00 | 0.00 | 0.00 | 22,694,248.00 | 745,250.00 | 16,321,549.00 | 0.00 | 0.00 | 17,066,799.00 | 0.00 | 22,303,739.00 | 5,627,449.00 | 0.00 |
| MOOE | | 40,345,001.00 | 0.00 | 40,345,001.00 | 40,345,001.00 | 0.00 | 0.00 | 0.00 | 40,345,001.00 | 748,979.00 | 19,792,885.00 | 0.00 | 0.00 | 20,541,864.00 | 745,250.00 | 14,169,165.00 | 0.00 | 0.00 | 14,914,415.00 | 0.00 | 19,803,137.00 | 5,627,449.00 | 0.00 |
| CO | | 4,652,986.00 | 0.00 | 4,652,986.00 | 4,652,986.00 | 0.00 | 0.00 | 0.00 | 4,652,986.00 | 0.00 | 2,152,384.00 | 0.00 | 0.00 | 2,152,384.00 | 0.00 | 2,152,384.00 | 0.00 | 0.00 | 2,152,384.00 | 0.00 | 2,500,602.00 | 0.00 | 0.00 |
| Sub-Total, General Administration and Support | | 44,997,987.00 | 0.00 | 44,997,987.00 | 44,997,987.00 | 0.00 | 0.00 | 0.00 | 44,997,987.00 | 748,979.00 | 21,945,269.00 | 0.00 | 0.00 | 22,694,248.00 | 745,250.00 | 16,321,549.00 | 0.00 | 0.00 | 17,066,799.00 | 0.00 | 22,303,739.00 | 5,627,449.00 | 0.00 |
| PS | | 0.00 | 0.00 | 0.00 | 0.00 | 0.00 | 0.00 | 0.00 | 0.00 | 0.00 | 0.00 | 0.00 | 0.00 | 0.00 | 0.00 | 0.00 | 0.00 | 0.00 | 0.00 | 0.00 | 0.00 | 0.00 | 0.00 |
| MOOE | | 40,345,001.00 | 0.00 | 40,345,001.00 | 40,345,001.00 | 0.00 | 0.00 | 0.00 | 40,345,001.00 | 748,979.00 | 19,792,885.00 | 0.00 | 0.00 | 20,541,864.00 | 745,250.00 | 14,169,165.00 | 0.00 | 0.00 | 14,914,415.00 | 0.00 | 19,803,137.00 | 5,627,449.00 | 0.00 |
| FinEx (if Applicable) | | 0.00 | 0.00 | 0.00 | 0.00 | 0.00 | 0.00 | 0.00 | 0.00 | 0.00 | 0.00 | 0.00 | 0.00 | 0.00 | 0.00 | 0.00 | 0.00 | 0.00 | 0.00 | 0.00 | 0.00 | 0.00 | 0.00 |
| CO | | 4,652,986.00 | 0.00 | 4,652,986.00 | 4,652,986.00 | 0.00 | 0.00 | 0.00 | 4,652,986.00 | 0.00 | 2,152,384.00 | 0.00 | 0.00 | 2,152,384.00 | 0.00 | 2,152,384.00 | 0.00 | 0.00 | 2,152,384.00 | 0.00 | 2,500,602.00 | 0.00 | 0.00 |
| Operations | 3000000000000000 | 28,032,412.00 | 0.00 | 28,032,412.00 | 28,032,412.00 | 0.00 | 0.00 | 0.00 | 28,032,412.00 | 0.00 | 3,809,872.00 | 0.00 | 0.00 | 3,809,872.00 | 0.00 | 3,809,872.00 | 0.00 | 0.00 | 3,809,872.00 | 0.00 | 24,222,540.00 | 0.00 | 0.00 |
| OO : Quality and reliability of electricity supply, and reasonable pricing ensured | | 28,032,412.00 | 0.00 | 28,032,412.00 | 28,032,412.00 | 0.00 | 0.00 | 0.00 | 28,032,412.00 | 0.00 | 3,809,872.00 | 0.00 | 0.00 | 3,809,872.00 | 0.00 | 3,809,872.00 | 0.00 | 0.00 | 3,809,872.00 | 0.00 | 24,222,540.00 | 0.00 | 0.00 |
| ELECTRIC POWER INDUSTRY REGULATORY PROGRAM | | 28,032,412.00 | 0.00 | 28,032,412.00 | 28,032,412.00 | 0.00 | 0.00 | 0.00 | 28,032,412.00 | 0.00 | 3,809,872.00 | 0.00 | 0.00 | 3,809,872.00 | 0.00 | 3,809,872.00 | 0.00 | 0.00 | 3,809,872.00 | 0.00 | 24,222,540.00 | 0.00 | 0.00 |
| Regulation of energy related industries through screening and registration | 3101001000010000 | 12,170,792.00 | 1,691,000.00 | 13,861,792.00 | 12,170,792.00 | 1,691,000.00 | 0.00 | 0.00 | 13,861,792.00 | 0.00 | 3,809,872.00 | 0.00 | 0.00 | 3,809,872.00 | 0.00 | 3,809,872.00 | 0.00 | 0.00 | 3,809,872.00 | 0.00 | 10,051,920.00 | 0.00 | 0.00 |
| MOOE | | 10,033,792.00 | 0.00 | 10,033,792.00 | 10,033,792.00 | 0.00 | 0.00 | 0.00 | 10,033,792.00 | 0.00 | 0.00 | 0.00 | 0.00 | 0.00 | 0.00 | 0.00 | 0.00 | 0.00 | 0.00 | 0.00 | 10,033,792.00 | 0.00 | 0.00 |
| CO | | 2,137,000.00 | 1,691,000.00 | 3,828,000.00 | 2,137,000.00 | 1,691,000.00 | 0.00 | 0.00 | 3,828,000.00 | 0.00 | 3,809,872.00 | 0.00 | 0.00 | 3,809,872.00 | 0.00 | 3,809,872.00 | 0.00 | 0.00 | 3,809,872.00 | 0.00 | 18,128.00 | 0.00 | 0.00 |
| Enforcement of rules and regulations | 3101001000020000 | 884,547.00 | 0.00 | 884,547.00 | 884,547.00 | 0.00 | 0.00 | 0.00 | 884,547.00 | 0.00 | 0.00 | 0.00 | 0.00 | 0.00 | 0.00 | 0.00 | 0.00 | 0.00 | 0.00 | 0.00 | 884,547.00 | 0.00 | 0.00 |
| MOOE | | 884,547.00 | 0.00 | 884,547.00 | 884,547.00 | 0.00 | 0.00 | 0.00 | 884,547.00 | 0.00 | 0.00 | 0.00 | 0.00 | 0.00 | 0.00 | 0.00 | 0.00 | 0.00 | 0.00 | 0.00 | 884,547.00 | 0.00 | 0.00 |
| Monitoring of regulated entities | 3101001000030000 | 154,941.00 | 0.00 | 154,941.00 | 154,941.00 | 0.00 | 0.00 | 0.00 | 154,941.00 | 0.00 | 0.00 | 0.00 | 0.00 | 0.00 | 0.00 | 0.00 | 0.00 | 0.00 | 0.00 | 0.00 | 154,941.00 | 0.00 | 0.00 |
| MOOE | | 154,941.00 | 0.00 | 154,941.00 | 154,941.00 | 0.00 | 0.00 | 0.00 | 154,941.00 | 0.00 | 0.00 | 0.00 | 0.00 | 0.00 | 0.00 | 0.00 | 0.00 | 0.00 | 0.00 | 0.00 | 154,941.00 | 0.00 | 0.00 |
| Consumer Education and Protection Program | 3101001000040000 | 14,822,132.00 | (1,691,000.00) | 13,131,132.00 | 14,822,132.00 | (1,691,000.00) | 0.00 | 0.00 | 13,131,132.00 | 0.00 | 0.00 | 0.00 | 0.00 | 0.00 | 0.00 | 0.00 | 0.00 | 0.00 | 0.00 | 0.00 | 13,131,132.00 | 0.00 | 0.00 |
| MOOE | | 230,859.00 | 0.00 | 230,859.00 | 230,859.00 | 0.00 | 0.00 | 0.00 | 230,859.00 | 0.00 | 0.00 | 0.00 | 0.00 | 0.00 | 0.00 | 0.00 | 0.00 | 0.00 | 0.00 | 0.00 | 230,859.00 | 0.00 | 0.00 |
| CO | | 14,591,273.00 | (1,691,000.00) | 12,900,273.00 | 14,591,273.00 | (1,691,000.00) | 0.00 | 0.00 | 12,900,273.00 | 0.00 | 0.00 | 0.00 | 0.00 | 0.00 | 0.00 | 0.00 | 0.00 | 0.00 | 0.00 | 0.00 | 12,900,273.00 | 0.00 | 0.00 |


Department: Other Executive Offices
 Agency: Energy Regulatory Commission
 Operating Unit: < not applicable >
 Organization Code (UACS): 26 008 0000000
 Fund Cluster: 01 Regular Agency Fund


| | |
|---|-----------------------------|
| | Current Year Appropriations |
| | Supplemental Appropriations |
| X | Continuing Appropriations |

(e.g. UACS Fund Cluster: 01-Regular Agency Fund, 02-Foreign Assisted Projects Fund, 03-Special Account-Locally Funded/Domestic Grants Fund, and 04-Special Account-Foreign Assisted/Foreign Grants Fund)

| Particulars | UACS CODE | Appropriations | | | Allotments | | | | | Current Year Obligations | | | | | Current Year Disbursements | | | | Balances | | | | |
|---|-----------|---------------------------|---|-------------------------|---------------------|---------------------------------------|-------------|---------------|---------------------------|-----------------------------|----------------------------|-----------------------------|----------------------------|------------------|-----------------------------|----------------------------|-----------------------------|----------------------------|------------------|------------------|------------------------|--------------------|------|
| | | Authorized Appropriations | Adjustments (Transfer To/From, Realignment) | Adjusted Appropriations | Allotments Received | Adjustments (Withdrawal, Realignment) | Transfer To | Transfer From | Adjusted Total Allotments | 1st Quarter Ending March 31 | 2nd Quarter Ending June 30 | 3rd Quarter Ending Sept. 30 | 4th Quarter Ending Dec. 31 | TOTAL | 1st Quarter Ending March 31 | 2nd Quarter Ending June 30 | 3rd Quarter Ending Sept. 30 | 4th Quarter Ending Dec. 31 | TOTAL | Unreleased Appro | Unobligated Allotments | Unpaid Obligations | |
| 1 | 2 | 3 | 4 | 5=(3+4) | 6 | 7 | 8 | 9 | 10=[(6+(-)7)-8+9] | 11 | 12 | 13 | 14 | 15=(11+12+13+14) | 16 | 17 | 18 | 19 | 20=(16+17+18+19) | 21=(5-10) | 22=(10-15) | 23 | 24 |
| Sub-Total, Operations | | 28,032,412.00 | 0.00 | 28,032,412.00 | 28,032,412.00 | 0.00 | 0.00 | 0.00 | 28,032,412.00 | 0.00 | 3,809,872.00 | 0.00 | 0.00 | 3,809,872.00 | 0.00 | 3,809,872.00 | 0.00 | 0.00 | 3,809,872.00 | 0.00 | 24,222,540.00 | 0.00 | 0.00 |
| PS | | 0.00 | 0.00 | 0.00 | 0.00 | 0.00 | 0.00 | 0.00 | 0.00 | 0.00 | 0.00 | 0.00 | 0.00 | 0.00 | 0.00 | 0.00 | 0.00 | 0.00 | 0.00 | 0.00 | 0.00 | 0.00 | 0.00 |
| MOOE | | 11,304,139.00 | 0.00 | 11,304,139.00 | 11,304,139.00 | 0.00 | 0.00 | 0.00 | 11,304,139.00 | 0.00 | 0.00 | 0.00 | 0.00 | 0.00 | 0.00 | 0.00 | 0.00 | 0.00 | 0.00 | 0.00 | 11,304,139.00 | 0.00 | 0.00 |
| FinEx (if Applicable) | | 0.00 | 0.00 | 0.00 | 0.00 | 0.00 | 0.00 | 0.00 | 0.00 | 0.00 | 0.00 | 0.00 | 0.00 | 0.00 | 0.00 | 0.00 | 0.00 | 0.00 | 0.00 | 0.00 | 0.00 | 0.00 | 0.00 |
| CO | | 16,728,273.00 | 0.00 | 16,728,273.00 | 16,728,273.00 | 0.00 | 0.00 | 0.00 | 16,728,273.00 | 0.00 | 3,809,872.00 | 0.00 | 0.00 | 3,809,872.00 | 0.00 | 3,809,872.00 | 0.00 | 0.00 | 3,809,872.00 | 0.00 | 12,918,401.00 | 0.00 | 0.00 |
| III. Unobligated Allotment Balances pursuant to RA Nos. 11519 and 11520 | | 0.00 | 0.00 | 0.00 | 0.00 | 0.00 | 0.00 | 0.00 | 0.00 | 0.00 | 0.00 | 0.00 | 0.00 | 0.00 | 0.00 | 0.00 | 0.00 | 0.00 | 0.00 | 0.00 | 0.00 | 0.00 | 0.00 |
| CO | | 0.00 | 0.00 | 0.00 | 0.00 | 0.00 | 0.00 | 0.00 | 0.00 | 0.00 | 0.00 | 0.00 | 0.00 | 0.00 | 0.00 | 0.00 | 0.00 | 0.00 | 0.00 | 0.00 | 0.00 | 0.00 | 0.00 |
| GRAND TOTAL | | 73,030,399.00 | 0.00 | 73,030,399.00 | 73,030,399.00 | 0.00 | 0.00 | 0.00 | 73,030,399.00 | 748,979.00 | 25,755,141.00 | 0.00 | 0.00 | 26,504,120.00 | 745,250.00 | 20,131,421.00 | 0.00 | 0.00 | 20,876,671.00 | 0.00 | 46,526,279.00 | 5,627,449.00 | 0.00 |
| PS | | 0.00 | 0.00 | 0.00 | 0.00 | 0.00 | 0.00 | 0.00 | 0.00 | 0.00 | 0.00 | 0.00 | 0.00 | 0.00 | 0.00 | 0.00 | 0.00 | 0.00 | 0.00 | 0.00 | 0.00 | 0.00 | 0.00 |
| MOOE | | 51,649,140.00 | 0.00 | 51,649,140.00 | 51,649,140.00 | 0.00 | 0.00 | 0.00 | 51,649,140.00 | 748,979.00 | 19,792,885.00 | 0.00 | 0.00 | 20,541,864.00 | 745,250.00 | 14,169,165.00 | 0.00 | 0.00 | 14,914,415.00 | 0.00 | 31,107,276.00 | 5,627,449.00 | 0.00 |
| FinEx (if Applicable) | | 0.00 | 0.00 | 0.00 | 0.00 | 0.00 | 0.00 | 0.00 | 0.00 | 0.00 | 0.00 | 0.00 | 0.00 | 0.00 | 0.00 | 0.00 | 0.00 | 0.00 | 0.00 | 0.00 | 0.00 | 0.00 | 0.00 |
| CO | | 21,381,259.00 | 0.00 | 21,381,259.00 | 21,381,259.00 | 0.00 | 0.00 | 0.00 | 21,381,259.00 | 0.00 | 5,962,256.00 | 0.00 | 0.00 | 5,962,256.00 | 0.00 | 5,962,256.00 | 0.00 | 0.00 | 5,962,256.00 | 0.00 | 15,419,003.00 | 0.00 | 0.00 |


 RANAY ZIERLA MARIE SO
 Chief, Budget Division
 Date: 2021-07-25 10:57:38


 NALUS BENIGNO EMIL YAMBAO
 Chief, Accounting Division/Section
 Date: 2021-07-25 10:57:38


 MANGOSING JUDITH LASAM
 OIC Director, FAS
 Date: 2021-07-25 11:00:32


 DEVANADERA AGNES VST
 Chairperson and CEO
 Date: 2021-07-25 11:36:59

This report was generated using the Unified Reporting System on 25/07/2021 05:07 version.FAR1.1.1 ; Status : SUBMITTED

ERC
 Office of the Chairperson

 AVSTD-2021-07-210-0008