

STATEMENT OF APPROPRIATIONS, ALLOTMENTS, OBLIGATIONS, DISBURSEMENTS AND BALANCES
As at the Quarter Ending March 31, 2020

Department: Other Executive Offices
 Agency: Energy Regulatory Commission
 Operating Unit: < not applicable >
 Organization Code: 26 008 0000000
 Fund Cluster: 01 Regular Agency Fund
 (e.g. UACS Fund Cluster: 01-Regular Agency Fund, 02-Foreign Assisted Projects Fund, 03-Special Account-Locally Funded/Domestic Grants Fund, and 04-Special Account-Foreign Assisted/Foreign Grants Fund)

	Current Appropriations
	Supplemental Appropriations
X	Continuing Appropriations


Particulars	UACS CODE	Appropriations			Allotments			Current Year Obligations					Current Year Disbursements					Balances					
		Authorized Appropriations	Adjustments (Transfer To/From, Realignment)	Adjusted Appropriations	Allotments Received	Adjustments (Withdrawal, Realignment)	Transfer To	Transfer From	Adjusted Total Allotments	1st Quarter Ending March 31	2nd Quarter Ending June 30	3rd Quarter Ending Sept. 30	4th Quarter Ending Dec. 31	TOTAL	1st Quarter Ending March 31	2nd Quarter Ending June 30	3rd Quarter Ending Sept. 30	4th Quarter Ending Dec. 31	TOTAL	Unreleased Appro	Unobligated Allotments	Unpaid Obligations (15-20)=(23+24)	
		3	4	5=(3+4)	6	7	8	9	10=[(6+(-)7)-8+9]	11	12	13	14	15=[(11+12+13+14)]	16	17	18	19	20=[(16+17+18+19)]	21=(5-10)	22=(10-15)	23	24
I. Continuing Appropriations		217,482,414.00	0.00	217,482,414.00	217,482,414.00	0.00	0.00	0.00	217,482,414.00	1,561,074.00	0.00	0.00	0.00	1,561,074.00	1,081,898.00	0.00	0.00	0.00	1,081,898.00	0.00	215,921,340.00	479,176.00	0.00
I. Agency Specific Budget		217,482,414.00	0.00	217,482,414.00	217,482,414.00	0.00	0.00	0.00	217,482,414.00	1,561,074.00	0.00	0.00	0.00	1,561,074.00	1,081,898.00	0.00	0.00	0.00	1,081,898.00	0.00	215,921,340.00	479,176.00	0.00
General Administration and Support	1000000000000000	139,518,562.00	0.00	139,518,562.00	139,518,562.00	0.00	0.00	0.00	139,518,562.00	1,318,820.00	0.00	0.00	0.00	1,318,820.00	839,644.00	0.00	0.00	0.00	839,644.00	0.00	138,199,742.00	479,176.00	0.00
General Management and Supervision	100000100001000	139,518,562.00	0.00	139,518,562.00	139,518,562.00	0.00	0.00	0.00	139,518,562.00	1,318,820.00	0.00	0.00	0.00	1,318,820.00	839,644.00	0.00	0.00	0.00	839,644.00	0.00	138,199,742.00	479,176.00	0.00
PS		665,408.00	0.00	665,408.00	665,408.00	0.00	0.00	0.00	665,408.00	264,808.00	0.00	0.00	0.00	264,808.00	264,808.00	0.00	0.00	0.00	264,808.00	0.00	400,600.00	0.00	0.00
MOOE		74,299,167.00	0.00	74,299,167.00	74,299,167.00	0.00	0.00	0.00	74,299,167.00	1,054,012.00	0.00	0.00	0.00	1,054,012.00	574,836.00	0.00	0.00	0.00	574,836.00	0.00	73,245,155.00	479,176.00	0.00
CO		64,553,987.00	0.00	64,553,987.00	64,553,987.00	0.00	0.00	0.00	64,553,987.00	0.00	0.00	0.00	0.00	0.00	0.00	0.00	0.00	0.00	0.00	0.00	64,553,987.00	0.00	0.00
Sub-Total, General Administration and Support		139,518,562.00	0.00	139,518,562.00	139,518,562.00	0.00	0.00	0.00	139,518,562.00	1,318,820.00	0.00	0.00	0.00	1,318,820.00	839,644.00	0.00	0.00	0.00	839,644.00	0.00	138,199,742.00	479,176.00	0.00
PS		665,408.00	0.00	665,408.00	665,408.00	0.00	0.00	0.00	665,408.00	264,808.00	0.00	0.00	0.00	264,808.00	264,808.00	0.00	0.00	0.00	264,808.00	0.00	400,600.00	0.00	0.00
MOOE		74,299,167.00	0.00	74,299,167.00	74,299,167.00	0.00	0.00	0.00	74,299,167.00	1,054,012.00	0.00	0.00	0.00	1,054,012.00	574,836.00	0.00	0.00	0.00	574,836.00	0.00	73,245,155.00	479,176.00	0.00
FinEx (if Applicable)		0.00	0.00	0.00	0.00	0.00	0.00	0.00	0.00	0.00	0.00	0.00	0.00	0.00	0.00	0.00	0.00	0.00	0.00	0.00	0.00	0.00	0.00
CO		64,553,987.00	0.00	64,553,987.00	64,553,987.00	0.00	0.00	0.00	64,553,987.00	0.00	0.00	0.00	0.00	0.00	0.00	0.00	0.00	0.00	0.00	0.00	64,553,987.00	0.00	0.00
Operations	3000000000000000	77,963,852.00	0.00	77,963,852.00	77,963,852.00	0.00	0.00	0.00	77,963,852.00	242,254.00	0.00	0.00	0.00	242,254.00	242,254.00	0.00	0.00	0.00	242,254.00	0.00	77,721,598.00	0.00	0.00
Quality and reliability of electricity supply, and reasonable pricing ensured		77,963,852.00	0.00	77,963,852.00	77,963,852.00	0.00	0.00	0.00	77,963,852.00	242,254.00	0.00	0.00	0.00	242,254.00	242,254.00	0.00	0.00	0.00	242,254.00	0.00	77,721,598.00	0.00	0.00
ELECTRIC POWER INDUSTRY REGULATORY PROGRAM		77,963,852.00	0.00	77,963,852.00	77,963,852.00	0.00	0.00	0.00	77,963,852.00	242,254.00	0.00	0.00	0.00	242,254.00	242,254.00	0.00	0.00	0.00	242,254.00	0.00	77,721,598.00	0.00	0.00
Regulation of energy related industries through screening and registration	310100100001000	36,212,000.00	0.00	36,212,000.00	36,212,000.00	0.00	0.00	0.00	36,212,000.00	77,033.00	0.00	0.00	0.00	77,033.00	77,033.00	0.00	0.00	0.00	77,033.00	0.00	36,134,967.00	0.00	0.00
MOOE		32,200,000.00	0.00	32,200,000.00	32,200,000.00	0.00	0.00	0.00	32,200,000.00	77,033.00	0.00	0.00	0.00	77,033.00	77,033.00	0.00	0.00	0.00	77,033.00	0.00	32,122,967.00	0.00	0.00
CO		4,012,000.00	0.00	4,012,000.00	4,012,000.00	0.00	0.00	0.00	4,012,000.00	0.00	0.00	0.00	0.00	0.00	0.00	0.00	0.00	0.00	0.00	0.00	4,012,000.00	0.00	0.00
Enforcement of rules and regulations	310100100002000	740,101.00	0.00	740,101.00	740,101.00	0.00	0.00	0.00	740,101.00	0.00	0.00	0.00	0.00	0.00	0.00	0.00	0.00	0.00	0.00	0.00	740,101.00	0.00	0.00
MOOE		30,101.00	0.00	30,101.00	30,101.00	0.00	0.00	0.00	30,101.00	0.00	0.00	0.00	0.00	0.00	0.00	0.00	0.00	0.00	0.00	0.00	30,101.00	0.00	0.00
CO		710,000.00	0.00	710,000.00	710,000.00	0.00	0.00	0.00	710,000.00	0.00	0.00	0.00	0.00	0.00	0.00	0.00	0.00	0.00	0.00	0.00	710,000.00	0.00	0.00
Monitoring of regulated entities	310100100003000	14,539,482.00	0.00	14,539,482.00	14,539,482.00	0.00	0.00	0.00	14,539,482.00	28,522.00	0.00	0.00	0.00	28,522.00	28,522.00	0.00	0.00	0.00	28,522.00	0.00	14,510,960.00	0.00	0.00
MOOE		13,384,482.00	0.00	13,384,482.00	13,384,482.00	0.00	0.00	0.00	13,384,482.00	28,522.00	0.00	0.00	0.00	28,522.00	28,522.00	0.00	0.00	0.00	28,522.00	0.00	13,355,960.00	0.00	0.00
CO		1,155,000.00	0.00	1,155,000.00	1,155,000.00	0.00	0.00	0.00	1,155,000.00	0.00	0.00	0.00	0.00	0.00	0.00	0.00	0.00	0.00	0.00	0.00	1,155,000.00	0.00	0.00
Consumer Education and Protection Program	310100100004000	26,472,269.00	0.00	26,472,269.00	26,472,269.00	0.00	0.00	0.00	26,472,269.00	136,699.00	0.00	0.00	0.00	136,699.00	136,699.00	0.00	0.00	0.00	136,699.00	0.00	26,335,570.00	0.00	0.00
PS		15,000.00	0.00	15,000.00	15,000.00	0.00	0.00	0.00	15,000.00	5,000.00	0.00	0.00	0.00	5,000.00	5,000.00	0.00	0.00	0.00	5,000.00	0.00	10,000.00	0.00	0.00
MOOE		9,437,269.00	0.00	9,437,269.00	9,437,269.00	0.00	0.00	0.00	9,437,269.00	131,699.00	0.00	0.00	0.00	131,699.00	131,699.00	0.00	0.00	0.00	131,699.00	0.00	9,305,570.00	0.00	0.00
CO		17,020,000.00	0.00	17,020,000.00	17,020,000.00	0.00	0.00	0.00	17,020,000.00	0.00	0.00	0.00	0.00	0.00	0.00	0.00	0.00	0.00	0.00	0.00	17,020,000.00	0.00	0.00

Department: Other Executive Offices
 Agency: Energy Regulatory Commission
 Operating Unit: < not applicable >
 Organization Code: 26 008 0000000
 Fund Cluster: 01 Regular Agency Fund
 (e.g. UACS Fund Cluster: 01-Regular Agency Fund, 02-Foreign Assisted Projects Fund, 03-Special Account-Locally Funded/Domestic Grants Fund, and 04-Special Account-Foreign Assisted/Foreign Grants Fund)


	Current Appropriations
	Supplemental Appropriations
X	Continuing Appropriations

Particulars	UACS CODE	Appropriations			Allotments					Current Year Obligations					Current Year Disbursements					Balances			
		Authorized Appropriations	Adjustments (Transfer To/From, Realignment)	Adjusted Appropriations	Allotments Received	Adjustments (Withdrawal, Realignment)	Transfer To	Transfer From	Adjusted Total Allotments	1st Quarter Ending March 31	2nd Quarter Ending June 30	3rd Quarter Ending Sept. 30	4th Quarter Ending Dec. 31	TOTAL	1st Quarter Ending March 31	2nd Quarter Ending June 30	3rd Quarter Ending Sept. 30	4th Quarter Ending Dec. 31	TOTAL	Unreleased Appro	Unobligated Allotments	Unpaid Obligations (15-20)=(23+24)	
																						Due and Demandable	Not Due and Demandable
1	2	3	4	5=(3+4)	6	7	8	9	10=[(6+(-)7)-8+9]	11	12	13	14	15=(11+12+13+14)	16	17	18	19	20=(16+17+18+19)	21=(5-10)	22=(10-15)	23	24
Sub-Total, Operations		77,963,852.00	0.00	77,963,852.00	77,963,852.00	0.00	0.00	0.00	77,963,852.00	242,254.00	0.00	0.00	0.00	242,254.00	242,254.00	0.00	0.00	0.00	242,254.00	0.00	77,721,598.00	0.00	0.00
PS		15,000.00	0.00	15,000.00	15,000.00	0.00	0.00	0.00	15,000.00	5,000.00	0.00	0.00	0.00	5,000.00	5,000.00	0.00	0.00	0.00	5,000.00	0.00	10,000.00	0.00	0.00
MOOE		55,051,852.00	0.00	55,051,852.00	55,051,852.00	0.00	0.00	0.00	55,051,852.00	237,254.00	0.00	0.00	0.00	237,254.00	237,254.00	0.00	0.00	0.00	237,254.00	0.00	54,814,598.00	0.00	0.00
FinEx (if Applicable)		0.00	0.00	0.00	0.00	0.00	0.00	0.00	0.00	0.00	0.00	0.00	0.00	0.00	0.00	0.00	0.00	0.00	0.00	0.00	0.00	0.00	0.00
CO		22,897,000.00	0.00	22,897,000.00	22,897,000.00	0.00	0.00	0.00	22,897,000.00	0.00	0.00	0.00	0.00	0.00	0.00	0.00	0.00	0.00	0.00	0.00	22,897,000.00	0.00	0.00
GRAND TOTAL		217,482,414.00	0.00	217,482,414.00	217,482,414.00	0.00	0.00	0.00	217,482,414.00	1,561,074.00	0.00	0.00	0.00	1,561,074.00	1,081,898.00	0.00	0.00	0.00	1,081,898.00	0.00	215,921,340.00	479,176.00	0.00
PS		680,408.00	0.00	680,408.00	680,408.00	0.00	0.00	0.00	680,408.00	269,808.00	0.00	0.00	0.00	269,808.00	269,808.00	0.00	0.00	0.00	269,808.00	0.00	410,600.00	0.00	0.00
MOOE		129,351,019.00	0.00	129,351,019.00	129,351,019.00	0.00	0.00	0.00	129,351,019.00	1,291,266.00	0.00	0.00	0.00	1,291,266.00	812,090.00	0.00	0.00	0.00	812,090.00	0.00	128,059,753.00	479,176.00	0.00
FinEx (if Applicable)		0.00	0.00	0.00	0.00	0.00	0.00	0.00	0.00	0.00	0.00	0.00	0.00	0.00	0.00	0.00	0.00	0.00	0.00	0.00	0.00	0.00	0.00
CO		87,450,987.00	0.00	87,450,987.00	87,450,987.00	0.00	0.00	0.00	87,450,987.00	0.00	0.00	0.00	0.00	0.00	0.00	0.00	0.00	0.00	0.00	0.00	87,450,987.00	0.00	0.00


Certified Correct:


 RANAY ZIERLA MARIE SO
 Chief Budget Division
 Date:


Certified Correct:


 CABALBAG LUZVIMINDA NONO
 Chief Accounting Division
 Date:

Recommendation Approval:


 MONTANER SHARON OCAMPO
 OIC Director, FAS
 Date:

Approved By:


 DEVANADER AGNES VST
 Chairperson and CEO
 Date: