

STATEMENT OF APPROPRIATIONS, ALLOTMENTS, OBLIGATIONS, DISBURSEMENTS AND BALANCES

As at the Quarter Ending December 31, 2020

Department : Other Executive Offices
 Agency/Entity : Energy Regulatory Commission
 Operating Unit : < not applicable >
 Organization Code (UACS) : 26 008 0000000
 Fund Cluster : 01 Regular Agency Fund
 (e.g. UACS Fund Cluster: 01-Regular Agency Fund, 02-Foreign Assisted Projects Fund, 03-Special Account-Locally Funded/Domestic Grants Fund, and 04-Special Account-Foreign Assisted/Foreign Grants Fund)

X	Current Year Appropriations
	Supplemental Appropriations
	Continuing Appropriations

Particulars	UACS CODE	Appropriations			Allotments					Current Year Obligations					Current Year Disbursements					Balances			
		Authorized Appropriations	Adjustments (Transfer To/From, Modifications/)	Adjusted Appropriations	Allotments Received	Adjustments (Reductions, Modifications/)	Transfer To	Transfer From	Adjusted Total Allotments	1st Quarter Ending March 31	2nd Quarter Ending June 30	3rd Quarter Ending Sept. 30	4th Quarter Ending Dec. 31	TOTAL	1st Quarter Ending March 31	2nd Quarter Ending June 30	3rd Quarter Ending Sept. 30	4th Quarter Ending Dec. 31	TOTAL	Unreleased Appro	Unobligated Allotments	Unpaid Obligations	
																						Due and Demandable	Not Yet Due and Demandable
1	2	3	4	5=(3+4)	6	7	8	9	10=[(6+(-)7)-8+9]	11	12	13	14	15=(11+12+13+14)	16	17	18	19	20=(16+17+18+19)	21	22	23	24
I. Agency Specific Budget		849,778,000.00	(55,742,748.00)	794,035,252.00	481,497,252.00	0.00	0.00	0.00	481,497,252.00	101,772,525.00	92,791,585.00	70,334,002.00	142,581,301.00	407,479,413.00	99,569,606.00	88,413,719.00	73,578,960.00	89,546,367.00	351,108,652.00	312,538,000.00	74,017,839.00	56,370,761.00	0.00
General Administration and Support	1000000000000000	397,945,000.00	(36,198,882.00)	361,746,118.00	249,988,118.00	0.00	0.00	0.00	249,988,118.00	58,422,141.00	48,525,714.00	38,567,787.00	59,307,268.00	204,822,910.00	58,074,257.00	44,242,880.00	41,436,841.00	50,532,929.00	194,286,907.00	111,758,000.00	45,165,208.00	10,536,003.00	0.00
General Management and Supervision	100000100001000	397,660,000.00	(36,198,882.00)	361,461,118.00	249,703,118.00	0.00	0.00	0.00	249,703,118.00	58,422,141.00	48,525,714.00	38,522,001.00	59,235,253.00	204,705,109.00	58,074,257.00	44,242,880.00	41,391,055.00	50,460,914.00	194,169,106.00	111,758,000.00	44,998,009.00	10,536,003.00	0.00
PS		96,919,000.00	2,780,000.00	99,699,000.00	96,919,000.00	2,780,000.00	0.00	0.00	99,699,000.00	26,960,351.00	26,876,835.00	20,540,370.00	25,321,422.00	99,698,978.00	26,960,351.00	25,804,993.00	20,481,253.00	26,180,368.00	99,426,965.00	0.00	22.00	272,013.00	0.00
MOOE		251,671,000.00	(32,764,182.00)	218,906,818.00	139,488,818.00	(2,780,000.00)	0.00	0.00	136,708,818.00	31,461,790.00	14,570,847.00	22,007,137.00	28,324,043.00	96,363,817.00	31,113,906.00	11,359,855.00	24,935,308.00	24,280,546.00	91,689,615.00	82,198,000.00	40,345,001.00	4,674,202.00	0.00
CO		49,070,000.00	(6,214,700.00)	42,855,300.00	13,295,300.00	0.00	0.00	0.00	13,295,300.00	0.00	7,078,032.00	(4,025,506.00)	5,589,788.00	8,642,314.00	0.00	7,078,032.00	(4,025,506.00)	0.00	3,052,526.00	29,560,000.00	4,652,986.00	5,589,788.00	0.00
Administration of Personnel Benefits	100000100002000	285,000.00	0.00	285,000.00	285,000.00	0.00	0.00	0.00	285,000.00	0.00	0.00	45,786.00	72,015.00	117,801.00	0.00	0.00	45,786.00	72,015.00	117,801.00	0.00	167,199.00	0.00	0.00
PS		285,000.00	0.00	285,000.00	285,000.00	0.00	0.00	0.00	285,000.00	0.00	0.00	45,786.00	72,015.00	117,801.00	0.00	0.00	45,786.00	72,015.00	117,801.00	0.00	167,199.00	0.00	0.00
Sub-Total, General Administration and Support		397,945,000.00	(36,198,882.00)	361,746,118.00	249,988,118.00	0.00	0.00	0.00	249,988,118.00	58,422,141.00	48,525,714.00	38,567,787.00	59,307,268.00	204,822,910.00	58,074,257.00	44,242,880.00	41,436,841.00	50,532,929.00	194,286,907.00	111,758,000.00	45,165,208.00	10,536,003.00	0.00
PS		97,204,000.00	2,780,000.00	99,984,000.00	97,204,000.00	2,780,000.00	0.00	0.00	99,984,000.00	26,960,351.00	26,876,835.00	20,586,156.00	25,393,437.00	99,816,779.00	26,960,351.00	25,804,993.00	20,527,039.00	26,252,383.00	99,544,766.00	0.00	167,221.00	272,013.00	0.00
MOOE		251,671,000.00	(32,764,182.00)	218,906,818.00	139,488,818.00	(2,780,000.00)	0.00	0.00	136,708,818.00	31,461,790.00	14,570,847.00	22,007,137.00	28,324,043.00	96,363,817.00	31,113,906.00	11,359,855.00	24,935,308.00	24,280,546.00	91,689,615.00	82,198,000.00	40,345,001.00	4,674,202.00	0.00
FinEx (if Applicable)		0.00	0.00	0.00	0.00	0.00	0.00	0.00	0.00	0.00	0.00	0.00	0.00	0.00	0.00	0.00	0.00	0.00	0.00	0.00	0.00	0.00	0.00
CO		49,070,000.00	(6,214,700.00)	42,855,300.00	13,295,300.00	0.00	0.00	0.00	13,295,300.00	0.00	7,078,032.00	(4,025,506.00)	5,589,788.00	8,642,314.00	0.00	7,078,032.00	(4,025,506.00)	0.00	3,052,526.00	29,560,000.00	4,652,986.00	5,589,788.00	0.00
Operations	3000000000000000	451,833,000.00	(19,543,866.00)	432,289,134.00	231,509,134.00	0.00	0.00	0.00	231,509,134.00	43,350,384.00	44,265,871.00	31,766,215.00	83,274,033.00	202,656,503.00	41,495,349.00	44,170,839.00	32,142,119.00	39,013,438.00	156,821,745.00	200,780,000.00	28,852,631.00	45,834,758.00	0.00
OO : Quality and reliability of electricity supply, and reasonable pricing ensured		451,833,000.00	(19,543,866.00)	432,289,134.00	231,509,134.00	0.00	0.00	0.00	231,509,134.00	43,350,384.00	44,265,871.00	31,766,215.00	83,274,033.00	202,656,503.00	41,495,349.00	44,170,839.00	32,142,119.00	39,013,438.00	156,821,745.00	200,780,000.00	28,852,631.00	45,834,758.00	0.00
ELECTRIC POWER INDUSTRY REGULATORY PROGRAM		451,833,000.00	(19,543,866.00)	432,289,134.00	231,509,134.00	0.00	0.00	0.00	231,509,134.00	43,350,384.00	44,265,871.00	31,766,215.00	83,274,033.00	202,656,503.00	41,495,349.00	44,170,839.00	32,142,119.00	39,013,438.00	156,821,745.00	200,780,000.00	28,852,631.00	45,834,758.00	0.00
Regulation of energy related industries through screening and registration	310100100001000	253,213,000.00	4,842,017.00	258,055,017.00	57,372,730.00	10,989,287.00	0.00	0.00	68,362,017.00	13,231,113.00	13,390,614.00	8,763,800.00	20,743,696.00	56,129,223.00	13,219,894.00	12,971,244.00	8,742,865.00	8,472,497.00	43,406,500.00	189,693,000.00	12,232,794.00	12,722,723.00	0.00
PS		35,905,000.00	1,187,000.00	37,092,000.00	35,905,000.00	1,187,000.00	0.00	0.00	37,092,000.00	10,351,116.00	10,149,923.00	8,454,114.00	8,074,845.00	37,029,998.00	10,351,116.00	9,754,923.00	8,401,439.00	8,472,497.00	36,979,975.00	0.00	62,002.00	50,023.00	0.00
MOOE		215,171,000.00	3,655,017.00	218,826,017.00	19,330,730.00	9,802,287.00	0.00	0.00	29,133,017.00	2,879,997.00	3,240,691.00	309,686.00	12,668,851.00	19,099,225.00	2,868,778.00	3,216,321.00	341,426.00	0.00	6,426,525.00	189,693,000.00	10,033,792.00	12,672,700.00	0.00
CO		2,137,000.00	0.00	2,137,000.00	2,137,000.00	0.00	0.00	0.00	2,137,000.00	0.00	0.00	0.00	0.00	0.00	0.00	0.00	0.00	0.00	0.00	0.00	2,137,000.00	0.00	0.00
Enforcement of rules and regulations	310100100002000	30,064,000.00	(4,042,119.00)	26,021,881.00	28,545,931.00	(2,524,050.00)	0.00	0.00	26,021,881.00	5,903,677.00	6,686,235.00	5,040,420.00	7,507,002.00	25,137,334.00	5,903,677.00	6,221,697.00	5,226,963.00	7,783,963.00	25,136,300.00	0.00	884,547.00	1,034.00	0.00
PS		22,452,000.00	775,000.00	23,227,000.00	22,452,000.00	775,000.00	0.00	0.00	23,227,000.00	5,412,684.00	6,303,955.00	4,601,374.00	6,908,987.00	23,227,000.00	5,412,684.00	5,846,457.00	4,780,877.00	7,186,851.00	23,226,869.00	0.00	0.00	131.00	0.00
MOOE		7,612,000.00	(4,817,119.00)	2,794,881.00	6,093,931.00	(3,299,050.00)	0.00	0.00	2,794,881.00	490,993.00	382,280.00	439,046.00	598,015.00	1,910,334.00	490,993.00	375,240.00	446,086.00	597,112.00	1,909,431.00	0.00	884,547.00	903.00	0.00
Monitoring of regulated entities	310100100003000	43,351,000.00	(8,089,473.00)	35,261,527.00	38,958,092.00	(4,765,565.00)	0.00	0.00	34,192,527.00	8,801,905.00	10,253,968.00	6,759,924.00	7,849,962.00	33,665,759.00	8,758,089.00	9,845,195.00	6,871,780.00	8,163,695.00	33,638,759.00	1,069,000.00	526,768.00	27,000.00	0.00
PS		28,036,000.00	881,000.00	28,917,000.00	28,036,000.00	881,000.00	0.00	0.00	28,917,000.00	7,343,561.00	7,735,529.00	6,245,246.00	7,220,837.00	28,545,173.00	7,343,561.00	7,362,529.00	6,280,813.00	7,531,270.00	28,518,173.00	0.00	371,827.00	27,000.00	0.00

Department : Other Executive Offices
 Agency/Entity : Energy Regulatory Commission
 Operating Unit : < not applicable >
 Organization Code (UACS) : 26 008 0000000
 Fund Cluster : 01 Regular Agency Fund

X	Current Year Appropriations
	Supplemental Appropriations
	Continuing Appropriations

(e.g. UACS Fund Cluster: 01-Regular Agency Fund, 02-Foreign Assisted Projects Fund, 03-Special Account-Locally Funded/Domestic Grants Fund, and 04-Special Account-Foreign Assisted/Foreign Grants Fund)



Particulars	UACS CODE	Appropriations			Allotments					Current Year Obligations					Current Year Disbursements					Balances			
		Authorized Appropriations	Adjustments (Transfer To/From, Modifications/)	Adjusted Appropriations	Allotments Received	Adjustments (Reductions, Modifications/)	Transfer To	Transfer From	Adjusted Total Allotments	1st Quarter Ending March 31	2nd Quarter Ending June 30	3rd Quarter Ending Sept. 30	4th Quarter Ending Dec. 31	TOTAL	1st Quarter Ending March 31	2nd Quarter Ending June 30	3rd Quarter Ending Sept. 30	4th Quarter Ending Dec. 31	TOTAL	Unreleased Appro	Unobligated Allotments	Unpaid Obligations	
																						Due and Demandable	Not Yet Due and Demandable
1	2	3	4	5=(3+4)	6	7	8	9	10=[(6+(-)7)-8+9]	11	12	13	14	15=(11+12+13+14)	16	17	18	19	20=(16+17+18+19)	21	22	23	24
MOOE		15,315,000.00	(8,970,473.00)	6,344,527.00	10,922,092.00	(5,646,565.00)	0.00	0.00	5,275,527.00	1,458,344.00	2,518,439.00	514,678.00	629,125.00	5,120,586.00	1,414,528.00	2,482,666.00	590,967.00	632,425.00	5,120,586.00	1,069,000.00	154,941.00	0.00	0.00
Consumer Education and Protection Program	310100100004000	125,205,000.00	(12,254,291.00)	112,950,709.00	106,632,381.00	(3,699,672.00)	0.00	0.00	102,932,709.00	15,413,689.00	13,935,054.00	11,202,071.00	47,173,373.00	87,724,187.00	13,613,689.00	15,132,703.00	11,300,511.00	14,593,283.00	54,640,186.00	10,018,000.00	15,208,522.00	33,084,001.00	0.00
PS		43,261,000.00	1,562,000.00	44,823,000.00	43,261,000.00	1,562,000.00	0.00	0.00	44,823,000.00	11,519,649.00	11,912,943.00	9,304,774.00	11,699,244.00	44,436,610.00	11,519,649.00	11,330,942.00	9,404,828.00	12,081,557.00	44,336,976.00	0.00	386,390.00	99,634.00	0.00
MOOE		32,944,000.00	(8,916,291.00)	24,027,709.00	19,271,381.00	(5,261,672.00)	0.00	0.00	14,009,709.00	3,894,040.00	2,022,111.00	1,897,297.00	5,965,402.00	13,778,850.00	2,094,040.00	3,801,761.00	1,895,683.00	2,511,726.00	10,303,210.00	10,018,000.00	230,859.00	3,475,640.00	0.00
CO		49,000,000.00	(4,900,000.00)	44,100,000.00	44,100,000.00	0.00	0.00	0.00	44,100,000.00	0.00	0.00	0.00	29,508,727.00	29,508,727.00	0.00	0.00	0.00	0.00	0.00	0.00	14,591,273.00	29,508,727.00	0.00
Sub-Total, Operations		451,833,000.00	(19,543,866.00)	432,289,134.00	231,509,134.00	0.00	0.00	0.00	231,509,134.00	43,350,384.00	44,265,871.00	31,766,215.00	83,274,033.00	202,656,503.00	41,495,349.00	44,170,839.00	32,142,119.00	39,013,438.00	156,821,745.00	200,780,000.00	28,852,631.00	45,834,758.00	0.00
PS		129,654,000.00	4,405,000.00	134,059,000.00	129,654,000.00	4,405,000.00	0.00	0.00	134,059,000.00	34,627,010.00	36,102,350.00	28,605,508.00	33,903,913.00	133,238,781.00	34,627,010.00	34,294,851.00	28,867,957.00	35,272,175.00	133,061,993.00	0.00	820,219.00	176,788.00	0.00
MOOE		271,042,000.00	(19,048,866.00)	251,993,134.00	55,618,134.00	(4,405,000.00)	0.00	0.00	51,213,134.00	8,723,374.00	8,163,521.00	3,160,707.00	19,861,393.00	39,908,995.00	6,868,339.00	9,875,988.00	3,274,162.00	3,741,263.00	23,759,752.00	200,780,000.00	11,304,139.00	16,149,243.00	0.00
FinEx (if Applicable)		0.00	0.00	0.00	0.00	0.00	0.00	0.00	0.00	0.00	0.00	0.00	0.00	0.00	0.00	0.00	0.00	0.00	0.00	0.00	0.00	0.00	0.00
CO		51,137,000.00	(4,900,000.00)	46,237,000.00	46,237,000.00	0.00	0.00	0.00	46,237,000.00	0.00	0.00	0.00	29,508,727.00	29,508,727.00	0.00	0.00	0.00	0.00	0.00	0.00	16,728,273.00	29,508,727.00	0.00
Sub-Total, I. Agency Specific Budget		849,778,000.00	(55,742,748.00)	794,035,252.00	481,497,252.00	0.00	0.00	0.00	481,497,252.00	101,772,525.00	92,791,585.00	70,334,002.00	142,581,301.00	407,479,413.00	99,569,606.00	88,413,719.00	73,578,960.00	89,546,367.00	351,108,652.00	312,538,000.00	74,017,839.00	56,370,761.00	0.00
PS		226,858,000.00	7,185,000.00	234,043,000.00	226,858,000.00	7,185,000.00	0.00	0.00	234,043,000.00	61,587,361.00	62,979,185.00	49,191,664.00	59,297,350.00	233,055,560.00	61,587,361.00	60,099,844.00	49,394,996.00	61,524,558.00	232,606,759.00	0.00	987,440.00	448,801.00	0.00
MOOE		522,713,000.00	(51,813,048.00)	470,899,952.00	195,106,952.00	(7,185,000.00)	0.00	0.00	187,921,952.00	40,185,164.00	22,734,368.00	25,167,844.00	48,185,436.00	136,272,812.00	37,982,245.00	21,235,843.00	28,209,470.00	28,021,809.00	115,449,367.00	282,978,000.00	51,649,140.00	20,823,445.00	0.00
FinEx (if Applicable)		0.00	0.00	0.00	0.00	0.00	0.00	0.00	0.00	0.00	0.00	0.00	0.00	0.00	0.00	0.00	0.00	0.00	0.00	0.00	0.00	0.00	0.00
CO		100,207,000.00	(11,114,700.00)	89,092,300.00	59,532,300.00	0.00	0.00	0.00	59,532,300.00	0.00	7,078,032.00	(4,025,506.00)	35,098,515.00	38,151,041.00	0.00	7,078,032.00	(4,025,506.00)	0.00	3,052,526.00	29,560,000.00	21,381,259.00	35,098,515.00	0.00
II. Automatic Appropriations		20,181,000.00	(14,916,138.00)	5,264,862.00	20,399,862.00	(15,135,000.00)	0.00	0.00	5,264,862.00	4,799,244.00	152,680.00	47,719.00	265,219.00	5,264,862.00	4,799,244.00	(75,829.00)	88,241.00	453,206.00	5,264,862.00	0.00	0.00	0.00	0.00
Specific Budgets of National Government Agencies		20,181,000.00	(14,916,138.00)	5,264,862.00	20,399,862.00	(15,135,000.00)	0.00	0.00	5,264,862.00	4,799,244.00	152,680.00	47,719.00	265,219.00	5,264,862.00	4,799,244.00	(75,829.00)	88,241.00	453,206.00	5,264,862.00	0.00	0.00	0.00	0.00
Retirement and Life Insurance Premiums		20,181,000.00	(14,916,138.00)	5,264,862.00	20,399,862.00	(15,135,000.00)	0.00	0.00	5,264,862.00	4,799,244.00	152,680.00	47,719.00	265,219.00	5,264,862.00	4,799,244.00	(75,829.00)	88,241.00	453,206.00	5,264,862.00	0.00	0.00	0.00	0.00
PS		20,181,000.00	(14,916,138.00)	5,264,862.00	20,399,862.00	(15,135,000.00)	0.00	0.00	5,264,862.00	4,799,244.00	152,680.00	47,719.00	265,219.00	5,264,862.00	4,799,244.00	(75,829.00)	88,241.00	453,206.00	5,264,862.00	0.00	0.00	0.00	0.00
Sub-total II. Automatic Appropriations		20,181,000.00	(14,916,138.00)	5,264,862.00	20,399,862.00	(15,135,000.00)	0.00	0.00	5,264,862.00	4,799,244.00	152,680.00	47,719.00	265,219.00	5,264,862.00	4,799,244.00	(75,829.00)	88,241.00	453,206.00	5,264,862.00	0.00	0.00	0.00	0.00
PS		20,181,000.00	(14,916,138.00)	5,264,862.00	20,399,862.00	(15,135,000.00)	0.00	0.00	5,264,862.00	4,799,244.00	152,680.00	47,719.00	265,219.00	5,264,862.00	4,799,244.00	(75,829.00)	88,241.00	453,206.00	5,264,862.00	0.00	0.00	0.00	0.00
MOOE		0.00	0.00	0.00	0.00	0.00	0.00	0.00	0.00	0.00	0.00	0.00	0.00	0.00	0.00	0.00	0.00	0.00	0.00	0.00	0.00	0.00	0.00
FinEx		0.00	0.00	0.00	0.00	0.00	0.00	0.00	0.00	0.00	0.00	0.00	0.00	0.00	0.00	0.00	0.00	0.00	0.00	0.00	0.00	0.00	0.00
CO		0.00	0.00	0.00	0.00	0.00	0.00	0.00	0.00	0.00	0.00	0.00	0.00	0.00	0.00	0.00	0.00	0.00	0.00	0.00	0.00	0.00	0.00
III. Special Purpose Fund		0.00	80,716,835.00	80,716,835.00	0.00	80,716,835.00	0.00	0.00	80,716,835.00	28,459,439.00	7,654,672.00	30,523,654.00	13,648,586.00	80,286,351.00	24,873,439.00	11,240,672.00	15,787,456.00	28,384,784.00	80,286,351.00	0.00	430,484.00	0.00	0.00
Pension and Gratuity Fund		0.00	80,716,835.00	80,716,835.00	0.00	80,716,835.00	0.00	0.00	80,716,835.00	28,459,439.00	7,654,672.00	30,523,654.00	13,648,586.00	80,286,351.00	24,873,439.00	11,240,672.00	15,787,456.00	28,384,784.00	80,286,351.00	0.00	430,484.00	0.00	0.00
PS		0.00	80,716,835.00	80,716,835.00	0.00	80,716,835.00	0.00	0.00	80,716,835.00	28,459,439.00	7,654,672.00	30,523,654.00	13,648,586.00	80,286,351.00	24,873,439.00	11,240,672.00	15,787,456.00	28,384,784.00	80,286,351.00	0.00	430,484.00	0.00	0.00


Department : Other Executive Offices
 Agency/Entity : Energy Regulatory Commission
 Operating Unit : < not applicable >
 Organization Code (UACS) : 26 008 0000000
 Fund Cluster : 01 Regular Agency Fund

X	Current Year Appropriations
	Supplemental Appropriations
	Continuing Appropriations



(e.g. UACS Fund Cluster: 01-Regular Agency Fund, 02-Foreign Assisted Projects Fund, 03-Special Account-Locally Funded/Domestic Grants Fund, and 04-Special Account-Foreign Assisted/Foreign Grants Fund)

Particulars	UACS CODE	Appropriations			Allotments					Current Year Obligations					Current Year Disbursements					Balances			
		Authorized Appropriations	Adjustments (Transfer To/From, Modifications/)	Adjusted Appropriations	Allotments Received	Adjustments (Reductions, Modifications/)	Transfer To	Transfer From	Adjusted Total Allotments	1st Quarter Ending March 31	2nd Quarter Ending June 30	3rd Quarter Ending Sept. 30	4th Quarter Ending Dec. 31	TOTAL	1st Quarter Ending March 31	2nd Quarter Ending June 30	3rd Quarter Ending Sept. 30	4th Quarter Ending Dec. 31	TOTAL	Unreleased Appro	Unobligated Allotments	Unpaid Obligations	
																						Due and Demandable	Not Yet Due and Demandable
1	2	3	4	5=(3+4)	6	7	8	9	10=[(6+(-)7)-8+9]	11	12	13	14	15=(11+12+13+14)	16	17	18	19	20=(16+17+18+19)	21	22	23	24
Sub-Total III. Special Purpose Fund		0.00	80,716,835.00	80,716,835.00	0.00	80,716,835.00	0.00	0.00	80,716,835.00	28,459,439.00	7,654,672.00	30,523,654.00	13,648,586.00	80,286,351.00	24,873,439.00	11,240,672.00	15,787,456.00	28,384,784.00	80,286,351.00	0.00	430,484.00	0.00	0.00
PS		0.00	80,716,835.00	80,716,835.00	0.00	80,716,835.00	0.00	0.00	80,716,835.00	28,459,439.00	7,654,672.00	30,523,654.00	13,648,586.00	80,286,351.00	24,873,439.00	11,240,672.00	15,787,456.00	28,384,784.00	80,286,351.00	0.00	430,484.00	0.00	0.00
MOOE		0.00	0.00	0.00	0.00	0.00	0.00	0.00	0.00	0.00	0.00	0.00	0.00	0.00	0.00	0.00	0.00	0.00	0.00	0.00	0.00	0.00	0.00
FinEx		0.00	0.00	0.00	0.00	0.00	0.00	0.00	0.00	0.00	0.00	0.00	0.00	0.00	0.00	0.00	0.00	0.00	0.00	0.00	0.00	0.00	0.00
CO		0.00	0.00	0.00	0.00	0.00	0.00	0.00	0.00	0.00	0.00	0.00	0.00	0.00	0.00	0.00	0.00	0.00	0.00	0.00	0.00	0.00	0.00
GRAND TOTAL		869,959,000.00	10,057,949.00	880,016,949.00	501,897,114.00	65,581,835.00	0.00	0.00	567,478,949.00	135,031,208.00	100,598,937.00	100,905,375.00	156,495,106.00	493,030,626.00	129,242,289.00	99,578,562.00	89,454,657.00	118,384,357.00	436,659,865.00	312,538,000.00	74,448,323.00	56,370,761.00	0.00
PS		247,039,000.00	72,985,697.00	320,024,697.00	247,257,862.00	72,766,835.00	0.00	0.00	320,024,697.00	94,846,044.00	70,786,537.00	79,763,037.00	73,211,155.00	318,606,773.00	91,260,044.00	71,264,687.00	65,270,693.00	90,362,548.00	318,157,972.00	0.00	1,417,924.00	448,801.00	0.00
MOOE		522,713,000.00	(51,813,048.00)	470,899,952.00	195,106,952.00	(7,185,000.00)	0.00	0.00	187,921,952.00	40,185,164.00	22,734,368.00	25,167,844.00	48,185,436.00	136,272,812.00	37,982,245.00	21,235,843.00	28,209,470.00	28,021,809.00	115,449,367.00	282,978,000.00	51,649,140.00	20,823,445.00	0.00
CO		100,207,000.00	(11,114,700.00)	89,092,300.00	59,532,300.00	0.00	0.00	0.00	59,532,300.00	0.00	7,078,032.00	(4,025,506.00)	35,098,515.00	38,151,041.00	0.00	7,078,032.00	(4,025,506.00)	0.00	3,052,526.00	29,560,000.00	21,381,259.00	35,098,515.00	0.00
Recapitulation by OO:																							
I. Agency Specific Budget		451,833,000.00	(19,543,866.00)	432,289,134.00	231,509,134.00	0.00	0.00	0.00	231,509,134.00	43,350,384.00	44,265,871.00	31,766,215.00	83,274,033.00	202,656,503.00	41,495,349.00	44,170,839.00	32,142,119.00	39,013,438.00	156,821,745.00	200,780,000.00	28,852,631.00	45,834,758.00	0.00
ELECTRIC POWER INDUSTRY REGULATORY PROGRAM		451,833,000.00	(19,543,866.00)	432,289,134.00	231,509,134.00	0.00	0.00	0.00	231,509,134.00	43,350,384.00	44,265,871.00	31,766,215.00	83,274,033.00	202,656,503.00	41,495,349.00	44,170,839.00	32,142,119.00	39,013,438.00	156,821,745.00	200,780,000.00	28,852,631.00	45,834,758.00	0.00



 RAMAY ZIERLA MARIE SO
 Chief Budget Division
 Date: 


 ALDEZA JOSEPHINE ROJAS
 OIC Accounting Division
 Date:


 MONTANER SHARON OCAMPO
 OI Financial and Administrative Service
 Date: 2021-03-15


 DEVANADERA AGNES VST
 Chairperson and CEO
 Date: 

ERC
 Office of the Chairperson



AVSTD-2021-03-210-0007