

FINANCIAL REPORT OF OPERATIONS

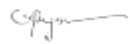
For the Quarter Ending December 31, 2020

Department : **Other Executive Office**
 Agency : **Energy Regulatory Commission**
 Fund Code : **Fund 101**


Sheet 1 of 5

PARTICULARS (1)	ALLOTMENT RECEIVED			OBLIGATIONS INCURRED Oct. - Dec. 2020 (5)	UNOBLIGATED ALLOTMENT BALANCE December 31, 2020 (6)	REMARKS (7)
	2020 BALANCE PREVIOUS QUARTER (2)	2020 RELEASE THIS QUARTER Oct. - Dec. (3)	TOTAL (4)			
A. CURRENT YEAR'S ALLOTMENT:						
Personnel Services	53,146,147.81	7,403,862.00	60,550,009.81	59,562,569.32	987,440.49	
Maintenance & Other Operating Expenses	107,019,575.63	(7,185,000.00)	99,834,575.63	48,185,436.06	51,649,139.57	
Capital Outlay	56,479,774.32	-	56,479,774.32	35,098,515.00	21,381,259.32	
Pension & Gratuity Fund	1,342,516.63	12,736,553.00	14,079,069.63	13,648,585.91	430,483.72	
Total, Current Year's Allotment	217,988,014.39	12,955,415.00	230,943,429.39	156,495,106.29	74,448,323.10	
B. PRIOR YEAR'S ALLOTMENT:						
Continuing Appropriations:						
Personnel Services						
Basic Salary - Civilian	0.00	2,531,440.00	2,531,440.00	1,116,054.85	1,415,385.15	
PERA	0.00	268,885.00	268,885.00	67,472.75	201,412.25	
Representation Allowance (RA)	0.00	80,000.00	80,000.00	61,250.00	18,750.00	
Transportation Allowance (TA)	255,600.52	(55,500.00)	200,100.52	13,750.00	186,350.52	
Clothing/Uniform Allowance	20,000.00	0.00	20,000.00	0.00	20,000.00	
Hazard Pay	19,000.00	64,000.00	83,000.00	64,000.00	19,000.00	
Year-End Bonus	0.00	463,554.00	463,554.00	394,670.05	68,883.95	
Cash Gift	0.00	89,500.00	89,500.00	70,750.00	18,750.00	
Service Recognition Incentive (SRI)	0.00	2,740,000.00	2,740,000.00	2,740,000.00	0.00	
Life & Retirement Insurance Premium	0.00	(264,807.97)	(264,807.97)	(264,807.97)	0.00	
PAG-IBIG Contributions	0.00	30,000.00	30,000.00	28,200.00	1,800.00	
Philhealth - Civilian	0.00	200,000.00	200,000.00	185,066.49	14,933.51	
ECIP - Civilian	0.00	30,000.00	30,000.00	28,800.00	1,200.00	
OPB - Loyalty Award	5,000.00	10,000.00	15,000.00	15,000.00	0.00	
Subtotal, PS	299,600.52	6,187,071.03	6,486,671.55	4,520,206.17	1,966,465.38	
Maintenance & Other Operating Expenses:						
Travelling Expenses	2,030,838.11	(2,030,838.11)	0.00	0.00	0.00	
Trainings & Scholarship Expenses	1,768,816.04	(721,940.88)	1,046,875.16	0.00	1,046,875.16	
ICT Training Expenses	273,686.40	-	273,686.40	120,000.00	153,686.40	
Office Supplies Expenses	3,035,365.63	(45,160.00)	2,990,205.63	2,990,205.63	0.00	
Fuel, Oil & Lubricants Expenses	18,023.16	401,976.84	420,000.00	111,927.90	308,072.10	
Water Expenses	79,146.24	(79,146.24)	0.00	0.00	0.00	
Electricity Expenses	760,296.70	(760,296.70)	0.00	0.00	0.00	
Postage and Courier Services	568,746.10	0.00	568,746.10	0.00	568,746.10	
Internet Subscription Expenses	8,044,644.78	(732,228.16)	7,312,416.62	558,183.46	6,754,233.16	
Extraordinary Expenses	0.00	0.00	0.00	0.00	0.00	
Professional/Consultancy Services	43,755,277.44	31,187,959.90	74,943,237.34	40,957,424.35	33,985,812.99	
Environmental/Sanitary Services	2,061,996.90	0.00	2,061,996.90	188,097.60	1,873,899.30	
Janitorial Services	396,609.19	0.00	396,609.19	396,609.19	0.00	
Security Services	0.00	0.00	0.00	0.00	0.00	
Other General Services - ICT Services	541,500.01	0.00	541,500.01	0.00	541,500.01	
Repairs & Maintenance - Office Equipme	179,362.84	0.00	179,362.84	0.00	179,362.84	
Repairs & Maintenance - ICT Equipment	5,301,600.00	(3,206,455.34)	2,095,144.66	0.00	2,095,144.66	
Repairs & Maintenance - Technical & Sci	40,851.00	9,149.00	50,000.00	0.00	50,000.00	
Repairs & Maintenance - Motor Vehicles	0.00	0.00	0.00	0.00	0.00	
Repairs & Maintenance - Furniture & Fixt	0.00	0.00	0.00	0.00	0.00	
Insurance Expenses	0.00	0.00	0.00	0.00	0.00	
Printing & Binding Expenses	130,641.76	(130,641.76)	0.00	0.00	0.00	
Representation Expenses	542,171.12	(400,000.00)	142,171.12	58,153.00	84,018.12	
Rent Expense - Buildings	4,349,074.58	(1,100,000.00)	3,249,074.58	900,000.00	2,349,074.58	
Rent Expense - Equipments	1,901,896.02	(1,900,000.00)	1,896.02	0.00	1,896.02	
Other Subscription Expenses	492,378.55	(492,378.55)	0.00	0.00	0.00	
ICT Software Subscription	24,933,875.40	(20,000,000.00)	4,933,875.40	181,440.00	4,752,435.40	
Subtotal, MOOE	101,206,797.97	0.00	101,206,797.97	46,462,041.13	54,744,756.84	
Capital Outlay:						
ICT Equipment Outlay	31,025,685.80	0.00	31,025,685.80	5,328,800.00	25,696,885.80	
Office Equipment	2,379,604.50	0.00	2,379,604.50	0.00	2,379,604.50	
Technical & Scientific Equipment	14,310,000.00	0.00	14,310,000.00	7,844,044.00	6,465,956.00	
Furnitures, Fixtures & Books Outlay	18,027,000.00	(6,451,879.00)	11,575,121.00	0.00	11,575,121.00	
Subtotal, CO	65,742,290.30	(6,451,879.00)	59,290,411.30	13,172,844.00	46,117,567.30	
Total Continuing Appropriations	167,248,688.79	(264,807.97)	166,983,880.82	64,155,091.30	102,828,789.52	
GRANDTOTAL	385,236,703.18	12,690,607.03	397,927,310.21	220,650,197.59	177,277,112.62	

Prepared by :


CATHERINE P. YSON
 Budget Officer III
 /fro2020.xls@bfiles/report

Certified Correct :


SHARON O. MONTAÑER
 OIC, Financial and Administrative Service

Submitted by :


AGNES VSTEVANADERA
 Chairperson and CEO



Department : Other Executive Office
 Agency : Energy Regulatory Commission
 Fund Code : Fund 101

UACS Codes P/A/P	PARTICULARS	ALLOTMENT RECEIVED			OBLIGATIONS INCURRED Oct. - Dec.2020	UNOBLIGATED ALLOTMENT BALANCE December 31, 2020	REMARK
		2020 BALANCE PREVIOUS QUARTER	2020 RELEASE THIS QUARTER Oct. - Dec.	TOTAL			
(1)	(2)	(3)	(4)	(5)	(6)	(7)	(8)
100000000	GAS						
	Personnel Services	22,969,628.80	2,998,862.00	25,968,490.80	25,801,269.35	167,221.45	
	Maintenance & Other Operating Expenses	71,449,043.86	(2,780,000.00)	68,669,043.86	28,324,043.50	40,345,000.36	
	Capital Outlay	10,242,774.32	0.00	10,242,774.32	5,589,788.00	4,652,986.32	
	Pension & Gratuity Fund	1,342,516.63	12,736,553.00	14,079,069.63	13,648,585.91	430,483.72	
	Subtotal	106,003,963.61	12,955,415.00	118,959,378.61	73,363,686.76	45,595,691.85	
300000000	OPERATIONS						
	Personnel Services	30,176,519.01	4,405,000.00	34,581,519.01	33,761,299.97	820,219.04	
	Maintenance & Other Operating Expenses	35,570,531.77	(4,405,000.00)	31,165,531.77	19,861,392.56	11,304,139.21	
	Capital Outlay	46,237,000.00	0.00	46,237,000.00	29,508,727.00	16,728,273.00	
	Pension & Gratuity Fund	0.00	0.00	0.00	0.00	0.00	
	Subtotal	111,984,050.78	0.00	111,984,050.78	83,131,419.53	28,852,631.25	
A.	CURRENT YEAR'S ALLOTMENT:						
	Personnel Services	53,146,147.81	7,403,862.00	60,550,009.81	59,562,569.32	987,440.49	
	Maintenance & Other Operating Expenses	107,019,575.63	(7,185,000.00)	99,834,575.63	48,185,436.06	51,649,139.57	
	Capital Outlay	56,479,774.32	0.00	56,479,774.32	35,098,515.00	21,381,259.32	
	Pension & Gratuity Fund	1,342,516.63	12,736,553.00	14,079,069.63	13,648,585.91	430,483.72	
	Total , Current Years' Allotment	217,988,014.39	12,955,415.00	230,943,429.39	156,495,106.29	74,448,323.10	
B.	PRIOR YEAR'S ALLOTMENT:						
	Continuing Appropriations:						
	Personnel Services						
	Basic Salary - Civilian	0.00	2,531,440.00	2,531,440.00	1,116,054.85	1,415,385.15	
	PERA	0.00	268,885.00	268,885.00	67,472.75	201,412.25	
	Representation Allowance (RA)	0.00	80,000.00	80,000.00	61,250.00	18,750.00	
	Transportation Allowance (TA)	255,600.52	(55,500.00)	200,100.52	13,750.00	186,350.52	
	Clothing/Uniform Allowance	20,000.00	0.00	20,000.00	0.00	20,000.00	
	Hazard Pay	19,000.00	64,000.00	83,000.00	64,000.00	19,000.00	
	Year-end Bonus	0.00	463,554.00	463,554.00	394,670.05	68,883.95	
	Cash Gift	0.00	89,500.00	89,500.00	70,750.00	18,750.00	
	Service Recognition Incentive (SRI)	0.00	2,740,000.00	2,740,000.00	2,740,000.00	0.00	
	Life & Retirement Insurance Premiums	0.00	(264,807.97)	(264,807.97)	(264,807.97)	0.00	
	PAG-IBIG Contributions	0.00	30,000.00	30,000.00	28,200.00	1,800.00	
	Philhealth - Civilian	0.00	200,000.00	200,000.00	185,066.49	14,933.51	
	ECIP - Civilian	0.00	30,000.00	30,000.00	28,800.00	1,200.00	
	OPB - Loyalty Award	5,000.00	10,000.00	15,000.00	15,000.00	0.00	
	Subtotal, PS	299,600.52	6,187,071.03	6,486,671.55	4,520,206.17	1,966,465.38	
	Maintenance & Other Operating Expenses:						
	Travelling Expenses	2,030,838.11	(2,030,838.11)	0.00	0.00	0.00	
	Trainings & Scholarship Expenses	1,768,816.04	(721,940.88)	1,046,875.16	0.00	1,046,875.16	
	ICT Training Expenses	273,686.40	-	273,686.40	120,000.00	153,686.40	
	Office Supplies Expenses	3,035,365.63	(45,160.00)	2,990,205.63	2,990,205.63	0.00	
	Fuel, Oil & Lubricants Expenses	18,023.16	401,976.84	420,000.00	111,927.90	308,072.10	
	Water Expenses	79,146.24	(79,146.24)	0.00	0.00	0.00	
	Electricity Expenses	760,296.70	(760,296.70)	0.00	0.00	0.00	
	Postage and Courier Services	568,746.10	0.00	568,746.10	0.00	568,746.10	
	Internet Subscription Expenses	8,044,644.78	(732,228.16)	7,312,416.62	558,183.46	6,754,233.16	
	Professional/Consultancy Services	43,755,277.44	31,187,959.90	74,943,237.34	40,957,424.35	33,985,812.99	
	Environmental/Sanitary Services	2,061,996.90	0.00	2,061,996.90	188,097.60	1,873,899.30	
	Janitorial Services	396,609.19	0.00	396,609.19	396,609.19	0.00	
	Other General Services - ICT Services	541,500.01	0.00	541,500.01	0.00	541,500.01	
	Repairs & Maintenance - Office Equipm	179,362.84	0.00	179,362.84	0.00	179,362.84	
	Repairs & Maintenance - ICT Equipme	5,301,600.00	(3,206,455.34)	2,095,144.66	0.00	2,095,144.66	
	Repairs & Maintenance - Technical &	40,851.00	9,149.00	50,000.00	0.00	50,000.00	
	Printing & Binding Expenses	130,641.76	(130,641.76)	0.00	0.00	0.00	
	Representation Expenses	542,171.12	(400,000.00)	142,171.12	58,153.00	84,018.12	
	Rent Expense - Buildings	4,349,074.58	(1,100,000.00)	3,249,074.58	900,000.00	2,349,074.58	
	Rent Expense - Equipments	1,901,896.02	(1,900,000.00)	1,896.02	0.00	1,896.02	
	Other Subscription Expenses	492,378.55	(492,378.55)	0.00	0.00	0.00	
	ICT Software Subscription	24,933,875.40	(20,000,000.00)	4,933,875.40	181,440.00	4,752,435.40	
	Subtotal, MOOE	101,206,797.97	0.00	101,206,797.97	46,462,041.13	54,744,756.84	
	Capital Outlay:						
	ICT Equipment Outlay	31,025,685.80	0.00	31,025,685.80	5,328,800.00	25,696,885.80	
	Office Equipment	2,379,604.50	0.00	2,379,604.50	0.00	2,379,604.50	
	Technical & Scientific Equipment	14,310,000.00	0.00	14,310,000.00	7,844,044.00	6,465,956.00	
	Furnitures, Fixtures & Books Outlay	18,027,000.00	(6,451,879.00)	11,575,121.00	0.00	11,575,121.00	
	Subtotal, CO	65,742,290.30	(6,451,879.00)	59,290,411.30	13,172,844.00	46,117,567.30	
	Total Continuing Appropriations	167,248,688.79	(264,807.97)	166,983,880.82	64,155,091.30	102,828,789.52	
	GRANDTOTAL	385,236,703.18	12,690,607.03	397,927,310.21	220,650,197.59	177,277,112.62	

Department
Agency
Fund Code

: Other Executive Office
: Energy Regulatory Commission
: Fund 101

PARTICULARS (1)	ALLOTMENT RECEIVED			OBLIGATIONS INCURRED Oct. - Dec. (5)	UNOBLIGATED ALLOTMENT BALANCE December 31, 2020 (6)	REMARKS (7)
	2020 BALANCE PREVIOUS QUARTER (2)	2020 RELEASE THIS QUARTER Oct.- Dec. (3)	TOTAL (4)			
A. CURRENT YEAR'S ALLOTMENT						
PERSONNEL SERVICES :						
Basic Salary - Civilian	32,022,042.10	0.00	32,022,042.10	31,870,238.91	151,803.19	
Lump-sum for Step Increments	390,401.23	(134,500.00)	255,901.23	109,757.45	146,143.78	
Other Compensation:						
P E R A	980,663.62	200,000.00	1,180,663.62	1,180,663.62	0.00	
Representation Allowance (RA)	522,965.91	(30,000.00)	492,965.91	483,750.00	9,215.91	
Transportation Allowance (TA)	1,097,365.68	(368,500.00)	728,865.68	294,000.00	434,865.68	
Clothing/Uniform Allowance	66,000.00	0.00	66,000.00	36,000.00	30,000.00	
Hazard Pay	6,000.00	30,000.00	36,000.00	30,000.00	6,000.00	
Mid-Year Bonus - Civilian	0.00	0.00	0.00	0.00	0.00	
Year-End Bonus	14,776,812.00	0.00	14,776,812.00	14,776,812.00	0.00	
Cash Gift	1,360,000.00	0.00	1,360,000.00	1,360,000.00	0.00	
Collective Negotiation Agreement Incentive (CNAI)	0.00	7,185,000.00	7,185,000.00	7,185,000.00	0.00	
Productivity Enhancement Incentive - Civilian	1,360,000.00	18,000.00	1,378,000.00	1,378,000.00	0.00	
Life and Retirement Insurance Premium	46,357.17	218,862.00	265,219.17	265,219.16	0.01	
PAG-IBIG Contributions	75,700.00	0.00	75,700.00	58,700.00	17,000.00	
PhilHealth - Civilian	111,525.72	285,000.00	396,525.72	387,912.90	8,612.82	
ECIP - Civilian	76,100.00	0.00	76,100.00	59,500.00	16,600.00	
Terminal Leave Benefits - Civilian	239,214.38	0.00	239,214.38	72,015.28	167,199.10	
Other Personnel Benefits - Loyalty Award	15,000.00	0.00	15,000.00	15,000.00	0.00	
Sub-Total Other Compensation	20,733,704.48	7,538,362.00	28,272,066.48	27,582,572.96	689,493.52	
TOTAL, PS	53,146,147.81	7,403,862.00	60,550,009.81	59,562,569.32	987,440.49	

Department : Other Executive Office
 Agency : Energy Regulatory Commission
 Fund Code : Fund 101

PARTICULARS (1)	ALLOTMENT RECEIVED			OBLIGATIONS INCURRED Oct.-Dec.2020 (5)	UNOBLIGATED ALLOTMENT BALANCE December 31, 2020 (6)	REMARKS (7)
	2020 BALANCE PREVIOUS QUARTER (2)	2020 RELEASE THIS QUARTER Oct. - Dec. (3)	TOTAL (4)			
MAINT. & OTHER OPERATING EXPENSES:						
Travelling Expenses - Local	11,313,718.99	(9,831,793.11)	1,481,925.88	277,338.00	1,204,587.88	
Training & Scholarship Expenses	3,917,795.44	(1,423,570.57)	2,494,224.87	522,812.95	1,971,411.92	
ICT Training Expenses	265,650.00	-	265,650.00	99,456.00	166,194.00	
Office Supplies Expense	17,648,470.73	(2,616,500.00)	15,031,970.73	5,641,773.43	9,390,197.30	
Fuel, Oil and Lubricants Expenses	649,268.61	(272,661.75)	376,606.86	375,825.72	781.14	
Water Expenses	626,813.23	(40,000.00)	586,813.23	181,275.05	405,538.18	
Electricity Expenses	5,428,520.83	(718,233.00)	4,710,287.83	1,393,273.04	3,317,014.79	
Postage and Courier Services	461,086.00	(200,000.00)	261,086.00	79,375.48	181,710.52	
Telephone Expenses - Landline	250,238.40	(49,213.00)	201,025.40	175,050.22	25,975.18	
Telephone Expenses - Mobile	259,803.62	(66,000.00)	193,803.62	193,066.67	736.95	
Internet Subscription Expenses	5,709,403.07	(1,173,818.80)	4,535,584.27	1,558,485.81	2,977,098.46	
Confidential Expenses	5,000,000.00	-	5,000,000.00	5,000,000.00	0.00	
Extraordinary & Miscellaneous Expenses	758,600.00	-	758,600.00	471,600.00	287,000.00	
Auditing Services	226,869.89	-	226,869.89	70,437.95	156,431.94	
Professional/Consultancy Services	3,122,795.38	13,326,560.56	16,449,355.94	13,028,026.16	3,421,329.78	
Other Professional Services	4,868,151.65	(1,539,489.39)	3,328,662.26	1,914,281.64	1,414,380.62	
Environmental/Sanitary Services	407,751.75	-	407,751.75	0.00	407,751.75	
Janitorial Services	2,864,204.08	-	2,864,204.08	1,350,926.41	1,513,277.67	
Security Services	5,998,533.34	(1,314,560.94)	4,683,972.40	4,210,740.55	473,231.85	
ICT Services	1,623,280.19	-	1,623,280.19	1,434,011.18	189,269.01	
Other General Services	880,000.00	-	880,000.00	0.00	880,000.00	
Repairs & Maintenance - Office Equipment	273,100.00	-	273,100.00	40,800.00	232,300.00	
Repairs & Maintenance - ICT Equipment	410,000.00	-	410,000.00	0.00	410,000.00	
Repairs & Maintenance - Tech. & Scientific Equipment	350,000.00	-	350,000.00	0.00	350,000.00	
Repairs & Maintenance - Transpo. Equipment	988,304.95	-	988,304.95	797,111.12	191,193.83	
Repairs & Maintenance - Furniture & Fixtures	180,000.00	(170,000.00)	10,000.00	0.00	10,000.00	
Taxes, Duties and Licenses	330,498.46	-	330,498.46	36,639.85	293,858.61	
Fidelity Bond Premiums	53,056.25	-	53,056.25	53,056.25	0.00	
Insurance Expenses	600,205.75	-	600,205.75	0.00	600,205.75	
Advertising Expenses	2,430,000.00	(500,000.00)	1,930,000.00	801,360.00	1,128,640.00	
Printing & Publication Expenses	349,386.60	(99,774.00)	249,612.60	137,400.00	112,212.60	
Rents - Buildings and Structures	13,173,980.30	-	13,173,980.30	5,812,452.58	7,361,527.72	
Rents - Equipment	1,625,955.42	-	1,625,955.42	1,394,400.00	231,555.42	
Other Subscription Expenses	1,441,732.70	(495,946.00)	945,786.70	2,660.00	943,126.70	
ICT Software Subscription	2,241,400.00	-	2,241,400.00	1,131,800.00	1,109,600.00	
Cloud Computing Services	10,291,000.00	-	10,291,000.00	0.00	10,291,000.00	
Total, MOOE	107,019,575.63	(7,185,000.00)	99,834,575.63	48,185,436.06	51,649,139.57	
CAPITAL OUTLAY:						
ICT Equipment Outlay	12,379,774.32	0.00	12,379,774.32	5,589,788.00	6,789,986.32	
Technical & Scientific Equipment	44,100,000.00	0.00	44,100,000.00	29,508,727.00	14,591,273.00	
Total, CO	56,479,774.32	0.00	56,479,774.32	35,098,515.00	21,381,259.32	
PENSION & GRATUITY FUND (PGF):						
Pension Benefits - Civilian	922,412.00	11,995,055.00	12,917,467.00	12,686,864.00	230,603.00	
Retirement Gratuity - Civilian	0.53	0.00	0.53	0.00	0.53	
Terminal Leave Benefits - Civilian	420,104.10	741,498.00	1,161,602.10	961,721.91	199,880.19	
Total, PGF	1,342,516.63	12,736,553.00	14,079,069.63	13,648,585.91	430,483.72	
TOTAL, Current Years' Allotment	217,988,014.39	12,955,415.00	230,943,429.39	156,495,106.29	74,448,323.10	

Department
Agency
Fund Code

: Other Executive Office
: Energy Regulatory Commission
: Fund 101

PARTICULARS (1)	ALLOTMENT RECEIVED			OBLIGATIONS INCURRED Oct. - Dec. (5)	UNOBLIGATED ALLOTMENT BALANCE December 31, 2020 (6)	REMARKS (7)
	2020 BALANCE PREVIOUS QUARTER (2)	2020 RELEASE THIS QUARTER Oct. - Dec. (3)	TOTAL (4)			
B. PRIOR YEAR'S ALLOTMENT:						
Continuing Appropriations:						
Personnel Services						
Basic Salary - Civilian	0.00	2,531,440.00	2,531,440.00	1,116,054.85	1,415,385.15	
PERA	0.00	268,885.00	268,885.00	67,472.75	201,412.25	
Representation Allowance (RA)	0.00	80,000.00	80,000.00	61,250.00	18,750.00	
Transportation Allowance (TA)	255,600.52	(55,500.00)	200,100.52	13,750.00	186,350.52	
Clothing/Uniform Allowance	20,000.00	0.00	20,000.00	0.00	20,000.00	
Hazard Pay	19,000.00	64,000.00	83,000.00	64,000.00	19,000.00	
Year-end Bonus	0.00	463,554.00	463,554.00	394,670.05	68,883.95	
Cash Gift	0.00	89,500.00	89,500.00	70,750.00	18,750.00	
Service Recognition Incentive (SRI)	0.00	2,740,000.00	2,740,000.00	2,740,000.00	0.00	
Life & Retirement Insurance Premiums	0.00	(264,807.97)	(264,807.97)	(264,807.97)	0.00	
PAG-IBIG Contributions	0.00	30,000.00	30,000.00	28,200.00	1,800.00	
Philhealth - Civilian	0.00	200,000.00	200,000.00	185,066.49	14,933.51	
ECIP - Civilian	0.00	30,000.00	30,000.00	28,800.00	1,200.00	
OPB - Loyalty Award	5,000.00	10,000.00	15,000.00	15,000.00	0.00	
Subtotal, PS	299,600.52	6,187,071.03	6,486,671.55	4,520,206.17	1,966,465.38	
Maintenance & Other Operating Expenses:						
Travelling Expenses	2,030,838.11	(2,030,838.11)	0.00	0.00	0.00	
Trainings & Scholarship Expenses	1,768,816.04	(721,940.88)	1,046,875.16	0.00	1,046,875.16	
ICT Training Expenses	273,686.40	-	273,686.40	120,000.00	153,686.40	
Office Supplies Expenses	3,035,365.63	(45,160.00)	2,990,205.63	2,990,205.63	0.00	
Fuel, Oil & Lubricants Expenses	18,023.16	401,976.84	420,000.00	111,927.90	308,072.10	
Water Expenses	79,146.24	(79,146.24)	0.00	0.00	0.00	
Electricity Expenses	760,296.70	(760,296.70)	0.00	0.00	0.00	
Postage and Courier Services	568,746.10	0.00	568,746.10	0.00	568,746.10	
Internet Subscription Expenses	8,044,644.78	(732,228.16)	7,312,416.62	558,183.46	6,754,233.16	
Extraordinary Expenses	0.00	0.00	0.00	0.00	0.00	
Professional/Consultancy Services	43,755,277.44	31,187,959.90	74,943,237.34	40,957,424.35	33,985,812.99	
Environmental/Sanitary Services	2,061,996.90	0.00	2,061,996.90	188,097.60	1,873,899.30	
Janitorial Services	396,609.19	0.00	396,609.19	396,609.19	0.00	
Security Services	0.00	0.00	0.00	0.00	0.00	
Other General Services - ICT Services	541,500.01	0.00	541,500.01	0.00	541,500.01	
Repairs & Maintenance - Office Equipment	179,362.84	0.00	179,362.84	0.00	179,362.84	
Repairs & Maintenance - ICT Equipment	5,301,600.00	(3,206,455.34)	2,095,144.66	0.00	2,095,144.66	
Repairs & Maintenance - Technical & Scientific	40,851.00	9,149.00	50,000.00	0.00	50,000.00	
Repairs & Maintenance - Motor Vehicles	0.00	0.00	0.00	0.00	0.00	
Repairs & Maintenance - Furniture & Fixtures	0.00	0.00	0.00	0.00	0.00	
Insurance Expenses	0.00	0.00	0.00	0.00	0.00	
Advertising Expenses	0.00	0.00	0.00	0.00	0.00	
Printing & Binding Expenses	130,641.76	(130,641.76)	0.00	0.00	0.00	
Representation Expenses	542,171.12	(400,000.00)	142,171.12	58,153.00	84,018.12	
Rent Expense - Buildings	4,349,074.58	(1,100,000.00)	3,249,074.58	900,000.00	2,349,074.58	
Rent Expense - Equipments	1,901,896.02	(1,900,000.00)	1,896.02	0.00	1,896.02	
Other Subscription Expenses	492,378.55	(492,378.55)	0.00	0.00	0.00	
ICT Software Subscription	24,933,875.40	(20,000,000.00)	4,933,875.40	181,440.00	4,752,435.40	
Subtotal, MOOE	101,206,797.97	0.00	101,206,797.97	46,462,041.13	54,744,756.84	
Capital Outlay:						
ICT Equipment Outlay	31,025,685.80	0.00	31,025,685.80	5,328,800.00	25,696,885.80	
Office Equipment	2,379,604.50	0.00	2,379,604.50	0.00	2,379,604.50	
Technical & Scientific Equipment	14,310,000.00	0.00	14,310,000.00	7,844,044.00	6,465,956.00	
Furnitures, Fixtures & Books Outlay	18,027,000.00	(6,451,879.0)	11,575,121.00	0.00	11,575,121.00	
Subtotal, CO	65,742,290.30	(6,451,879.0)	59,290,411.30	13,172,844.00	46,117,567.30	
Total Continuing Appropriations	167,248,688.79	(264,807.97)	166,983,880.82	64,155,091.30	102,828,789.52	
GRANDTOTAL	385,236,703.18	12,690,607.03	397,927,310.21	220,650,197.59	177,277,112.62	

FINANCIAL REPORT OF OPERATIONS
For the Quarter Ending December 31, 2020

Department : Other Executive Office
 Agency : Energy Regulatory Commission
 Fund Code : Fund 101


PROGRAM / ACTIVITY / PROJECT ALLOTMENT CLASS	ALLOTMENT RECEIVED			OBLIGATIONS INCURRED THIS QUARTER Oct.-Dec. 2020	UNOBLIGATED BALANCE OF ALLOTMENT December 31, 2020	REMARKS
	2020 BALANCE PREVIOUS QUARTER	2020 RELEASE THIS QUARTER Oct.-Dec.	TOTAL			
A. CURRENT YEAR'S ALLOTMENT:						
100000000 GAS						
Personnel Services	22,969,628.80	2,998,862.00	25,968,490.80	25,801,269.35	167,221.45	
Maintenance & Other Operating Expenses	71,449,043.86	(2,780,000.00)	68,669,043.86	28,324,043.50	40,345,000.36	
Capital Outlay	10,242,774.32	0.00	10,242,774.32	5,589,788.00	4,652,986.32	
Pension & Gratuity Fund	1,342,516.63	12,736,553.00	14,079,069.63	13,648,585.91	430,483.72	
Subtotal	106,003,963.61	12,955,415.00	118,959,378.61	73,363,686.76	45,595,691.85	
300000000 OPERATIONS						
Personnel Services	30,176,519.01	4,405,000.00	34,581,519.01	33,761,299.97	820,219.04	
Maintenance & Other Operating Expenses	35,570,531.77	(4,405,000.00)	31,165,531.77	19,861,392.56	11,304,139.21	
Capital Outlay	46,237,000.00	0.00	46,237,000.00	29,508,727.00	16,728,273.00	
Pension & Gratuity Fund	0.00	0.00	0.00	0.00	0.00	
Subtotal	111,984,050.78	0.00	111,984,050.78	83,131,419.53	28,852,631.25	
Total, Current Years' Allotment	217,988,014.39	12,955,415.00	230,943,429.39	156,495,106.29	74,448,323.10	
B. PRIOR YEAR'S ALLOTMENT:						
Continuing Appropriations:						
Personnel Services						
Basic Salary - Civilian	0.00	2,531,440.00	2,531,440.00	1,116,054.85	1,415,385.15	
PERA	0.00	268,885.00	268,885.00	67,472.75	201,412.25	
Representation Allowance (RA)	0.00	80,000.00	80,000.00	61,250.00	18,750.00	
Transportation Allowance (TA)	255,600.52	(55,500.00)	200,100.52	13,750.00	186,350.52	
Clothing/Uniform Allowance	20,000.00	0.00	20,000.00	0.00	20,000.00	
Hazard Pay	19,000.00	64,000.00	83,000.00	64,000.00	19,000.00	
Year-end Bonus	0.00	463,554.00	463,554.00	394,670.05	68,883.95	
Cash Gift	0.00	89,500.00	89,500.00	70,750.00	18,750.00	
Service Recognition Incentive (SRI)	0.00	2,740,000.00	2,740,000.00	2,740,000.00	0.00	
Life & Retirement Insurance Premiums	0.00	(264,807.97)	(264,807.97)	(264,807.97)	0.00	
PAG-IBIG Contributions	0.00	30,000.00	30,000.00	28,200.00	1,800.00	
Philhealth - Civilia	0.00	200,000.00	200,000.00	185,066.49	14,933.51	
ECIP - Civilian	0.00	30,000.00	30,000.00	28,800.00	1,200.00	
Other Personnel Benefits - Loyalty Award	5,000.00	10,000.00	15,000.00	15,000.00	0.00	
Subtotal, PS	299,600.52	6,187,071.03	6,486,671.55	4,520,206.17	1,966,465.38	
Maintenance & Other Operating Expenses:						
Travelling Expenses	2,030,838.11	(2,030,838.11)	0.00	0.00	0.00	
Trainings & Scholarship Expenses	1,768,816.04	(721,940.88)	1,046,875.16	0.00	1,046,875.16	
ICT Training Expenses	273,686.40	-	273,686.40	120,000.00	153,686.40	
Office Supplies Expenses	3,035,365.63	(45,160.00)	2,990,205.63	2,990,205.63	0.00	
Fuel, Oil & Lubricants Expenses	18,023.16	401,976.84	420,000.00	111,927.90	308,072.10	
Water Expenses	79,146.24	(79,146.24)	0.00	0.00	0.00	
Electricity Expenses	760,296.70	(760,296.70)	0.00	0.00	0.00	
Postage and Courier Services	568,746.10	0.00	568,746.10	0.00	568,746.10	
Internet Subscription Expenses	8,044,644.78	(732,228.16)	7,312,416.62	558,183.46	6,754,233.16	
Professional/Consultancy Services	43,755,277.44	31,187,959.90	74,943,237.34	40,957,424.35	33,985,812.99	
Environmental/Sanitary Services	2,061,996.90	0.00	2,061,996.90	188,097.60	1,873,899.30	
Janitorial Services	396,609.19	0.00	396,609.19	396,609.19	0.00	
Other General Services - ICT Services	541,500.01	0.00	541,500.01	0.00	541,500.01	
Repairs & Maintenance - Office Equipmen	179,362.84	0.00	179,362.84	0.00	179,362.84	
Repairs & Maintenance - ICT Equipment	5,301,600.00	(3,206,455.34)	2,095,144.66	0.00	2,095,144.66	
Repairs & Maintenance - Technical & Scie	40,851.00	9,149.00	50,000.00	0.00	50,000.00	
Printing & Binding Expenses	130,641.76	(130,641.76)	0.00	0.00	0.00	
Representation Expenses	542,171.12	(400,000.00)	142,171.12	58,153.00	84,018.12	
Rent Expense - Buildings	4,349,074.58	(1,100,000.00)	3,249,074.58	900,000.00	2,349,074.58	
Rent Expense - Equipments	1,901,896.02	(1,900,000.00)	1,896.02	0.00	1,896.02	
Other Subscription Expenses	492,378.55	(492,378.55)	0.00	0.00	0.00	
ICT Software Subscription	24,933,875.40	(20,000,000.00)	4,933,875.40	181,440.00	4,752,435.40	
Subtotal, MOOE	101,206,797.97	0.00	101,206,797.97	46,462,041.13	54,744,756.84	
Capital Outlay:						
ICT Equipment Outlay	31,025,685.80	0.00	31,025,685.80	5,328,800.00	25,696,885.80	
Office Equipment	2,379,604.50	0.00	2,379,604.50	0.00	2,379,604.50	
Technical & Scientific Equipment	14,310,000.00	0.00	14,310,000.00	7,844,044.00	6,465,956.00	
Furniture, Fixtures & Books Outlay	18,027,000.00	(6,451,879.00)	11,575,121.00	0.00	11,575,121.00	
Subtotal, CO	65,742,290.30	(6,451,879.00)	59,290,411.30	13,172,844.00	46,117,567.30	
Total Continuing Appropriations	167,248,688.79	(264,807.97)	166,983,880.82	64,155,091.30	102,828,789.52	
GRANDTOTAL	385,236,703.18	12,690,607.03	397,927,310.21	220,650,197.59	177,277,112.62	

Prepared by :

Certified Correct :

Submitted by :


CATHERINE P. YSON
 Budget Officer III


SHARON O. MONTAÑER
 OIC, Financial and Administrative Service


AGNES VST DEVANADERA
 Chairperson and CEO



9 I

21