

## **Appendices to these OATS Rules: Sample Billing Computations**

### **APPENDIX**

- 1 Sample Transmission Power Bill for Firm Service  
(External Generation)**
- 2 Formula for Transmission Charges, Ancillary Service  
Charges for Firm Service (External Generation)**
- 3 Sample Transmission Power Bill for Non-Firm Service  
(External Generation)**
- 4 Formula for Transmission Charges for Non-Firm Service  
(External Generation)**
- 5 Formula for Ancillary Service Charges for Non-Firm Service  
(External Generation)**
- 6 Transmission Charges Computation Sheet  
for Non-Firm Service (External Generation)**
- 7 Ancillary Service Charges Computation Sheet  
for Non-Firm Service (External Generation)**
- 8 Intra-Regional Grid Cross-Subsidy and Systems Operation Charges**
  - (a) for Non-Firm Service (External Generation)**
  - (b) for Firm Service (Internal Generation)**
  - (c) for Non-Firm Service (Internal Generation)**
  - (d) for Firm Service (Internal Generation with Backup)**
  - (e) for Non-Firm Service (Internal Generation with Backup)**
- 9 Summary of Imbalance Charges for Firm Service  
(External Generation)**
- 10 Imbalance Calculations/Formula for Firm Service  
(External Generation)**
- 11 Sample Imbalance Calculations (Inclusive of Back-Up) – Daily Interval  
(External Generation)**
- 12 Sample Imbalance Calculations (Inclusive of Back-Up) – Hourly  
Interval (External Generation)**

- 13 **Summary of Imbalance Charges for Non-Firm Service  
(External Generation)**
- 14 **Imbalance Calculations/Formula for Non-Firm Service  
(External Generation)**
- 15 **Sample Imbalance Calculations (Inclusive of Back-Up) – Daily Interval  
(External Generation)**
- 16 **Sample Imbalance Calculations (Inclusive of Back-Up) – Hourly  
Interval (External Generation)**
- 17 **Sample Transmission Power Bill for Firm Service  
(Internal Generation)**
- 18 **Sample Transmission Power Bill for Firm Service  
(Internal Generation with Backup)**
- 19 **Formula for Transmission Charges for Firm Service  
(Internal Generation)**
- 20 **Formula for Ancillary Service Charges for Firm Service  
(Internal Generation)**
- 21 **Formula for Intra-Regional Grid Cross-Subsidy and System  
Operations Charges for Firm Service (Internal Generation)**
- 22 **Sample Transmission Power Bill for Non-Firm Service  
(Internal Generation)**
- 23 **Sample Transmission Power Bill for Non-Firm Service  
(Internal Generation with Backup)**
- 24 **Formula for Transmission Charges for Non-Firm Service  
(Internal Generation)**
- 25 **Formula for Ancillary Service Charges for Non-Firm Service  
(Internal Generation)**
- 26 **Formula for Intra-Regional Grid Cross-Subsidy and System  
Operations Charges for Non-Firm Service (Internal Generation)**
- 27 **Transmission & Ancillary Service Charges Computation Sheet  
for Non-Firm Service (Internal Generation)**

- 28**            **Transmission & Ancillary Service Charges Computation  
Sheet for Non-Firm Service (Internal Generation with Backup)**
- 29**            **Summary of Backup Charges**



TransCo  
National Transmission Corporation  
( REGION )

## TRANSMISSION POWER BILL

(Firm Service)

Customer: \_\_\_\_\_ Power Bill No.: \_\_\_\_\_  
 Address: \_\_\_\_\_ Billing Period: April 26,2002 - May 25,2002  
 Customer Classification: Meralco

Please Pay the Transmission Corporation for the following:

### BILLING PARTICULARS

Scheduled Output, kWh	<u>450,661,000.00</u>	System Loss (L/V/M)	:	<u>2.98%</u>
Actual Output, kWh	<u>434,259,500.00</u>			
Availed BackUp, kWh	<u>0.00</u>			

BASIC CHARGES	BILLING DETERMINANTS	RATES	AMOUNT
<b>I. Transmission Charges (P/ kW):</b>			<b>219,398,453.48</b>
1. Transmission Delivery	915,000	221.4900 P	202,663,350.00
2. Sub-Transmission Delivery	642,916	26.0300 P	16,735,103.48
<b>II. Ancillary Services Charges:</b>			<b>130,044,750.00</b>
1. Load Following and Frequency Regulation (P/ kW)	1,433,000	19.2500 P	27,585,250.00
2. Spinning Reserve (P/ kW)	1,433,000	71.5000 P	102,459,500.00
3. Back-Up Power	1,433,000	134.74	193,082,420.00
<b>III. Imbalance Charges*</b>			<b>198,199,714.37</b>
1. Additional Capacity, kW	629,220	225.4900 P	141,882,817.80
2. Net Allowable Shortage, kWh	5,491,500	2.3813 P	12,687,217.06
3. Penalized Imbalance, kWh	12,589,700	3.5720 P	43,629,679.50
<b>IV. Cross Subsidy Charges:</b>			<b>52,906,314.40</b>
1. Intra-Regional Grid Cross Subsidy (P/ kWh)	437,231,302	0.5033 P	220,058,514.40
2. Intra-Regional Grid Cross Subsidy (P/ kW)	915,000	(182.68) P	(167,152,200.00)
<b>V. System Operations Charge (P/ kW)</b>	915,000	12.5000 P	<b>11,437,500.00</b>
<b>TOTAL AMOUNT DUE</b>			<b>611,986,732.24</b>

APPENDIX 2

**Calculations for Open Access Transmission Services (OATS) Charges  
(Firm Service)**

Data Used	Derivation of value
DLY_SCHED	Hourly values of Scheduled loads
DLY_TOT_DEL	15 – minute values of TOT_DEL metered loads
DLY_230 kV	15 – minute values of TOT_230 kV metered loads
DLY_115 kV	15 – minute values (TOT_DEL – TOT_230 kV)
DLY_Balintawak	15 – minute values of TOT_BAL metered loads
DLY_ACT	15 – minute values of metered loads
Rates, PhP/kW	Applicable ERC approved rates

**Report Name: Open Access Transmission Services (OATS) Charges**

Title	Derivation of value
Scheduled Output, kWh	$SCHED_h^{SUM}$ , total scheduled load for the billing period measured at plant gate.
Actual Output, kWh	$ACT_{15\min}^{SUM}$ , total actual meter load for the billing period measured at plant gate.
Contract Demand, kW	$CONTRACT\_DEMAND$ , contracted transmission capacity
Scheduled Demand, kW	$SCHED_h^{MAX}$ , maximum scheduled load for the billing period
Actual Demand, kW	$ACT_h^{MAX}$ , maximum actual meter load for the billing period
Transmission Factor	$TF$ , total energy load delivered to 230 kV / Total energy load delivered to Customer’s System

Basic Charges	
Transmission Charges (P/kW)	
Transmission Delivery	If ( $SCHED_h^{MAX} > ACT_h^{MAX}$ , $SCHED_h^{MAX}$ , $ACT_h^{MAX}$ ) * Transmission Delivery Rate
Sub – Transmission Delivery	{[If ( $SCHED_h^{MAX} > ACT_h^{MAX}$ , $SCHED_h^{MAX}$ , $ACT_h^{MAX}$ )] * (1 – TF)} * Sub-transmission Rate
Ancillary Services Charges (P/kW)	
Load Following and Frequency Regulation	If ( $SCHED_h^{MAX} > CONTRACT\_DEMAND$ , $SCHED_h^{MAX}$ , $CONTRACT\_DEMAND$ ) * LFFR Rate
Spinning Reserve	If ( $SCHED_h^{MAX} > CONTRACT\_DEMAND$ , $SCHED_h^{MAX}$ , $CONTRACT\_DEMAND$ ) * SR Rate
BackUp	If ( $SCHED_h^{MAX} > CONTRACT\_DEMAND$ , $SCHED_h^{MAX}$ , $CONTRACT\_DEMAND$ ) * BUP Rate
System Operations Charge (P/kW)	If ( $SCHED_h^{MAX} > ACT_h^{MAX}$ , $SCHED_h^{MAX}$ , $ACT_h^{MAX}$ ) * SO Rate
Cross Subsidy Charges	
Intra-Regional Grid Cross Subsidy (P/kWh)	{[If ( $SCHED_h^{SUM} > ACT_{15\min}^{SUM}$ , $SCHED_h^{SUM}$ , $ACT_{15\min}^{SUM}$ )] * (1 – 2.98%)} * Cross Subsidy Energy Rate
Intra- Regional Grid Cross Subsidy (P/kW)	If ( $SCHED_h^{MAX} > ACT_h^{MAX}$ , $SCHED_h^{MAX}$ , $ACT_h^{MAX}$ ) * Cross Subsidy Demand Rate



TransCo  
National Transmission Corporation  
( REGION )

## TRANSMISSION POWER BILL

(Non - Firm)

Customer: \_\_\_\_\_ Power Bill No.: \_\_\_\_\_  
 Address: \_\_\_\_\_ Billing Period: April 26,2002 - May 25,2002  
 Customer Classification: Meralco

Please Pay the Transmission Corporation for the following:

### BILLING PARTICULARS

Scheduled Output, kWh	<u>450,661,000.00</u>	System Loss (L/V/M)	:	<u>2.98%</u>
Actual Output, kWh	<u>434,259,500.00</u>			
Availed BackUp, kWh	<u>0.00</u>			

BASIC CHARGES	BILLING DETERMINANTS	RATES	AMOUNT
<b>I. Transmission Charges (P/ kW):</b>			<b>160,698,744.95</b>
1. Transmission Delivery	20,384,000	7.2819 P	148,433,495.67
2. Sub-Transmission Delivery	14,332,232	0.8558 P	12,265,249.28
<b>II. Ancillary Services Charges:</b>			<b>82,026,133.37</b>
1. Load Following and Frequency Regulation (P/ kW)	20,384,000	0.6329 P	12,900,558.90
2. Spinning Reserve (P/ kW)	20,384,000	2.3507 P	47,916,361.64
3. Back-Up Power			
BackUp Capacity	1,198,000	7.4134	8,881,253.20
BackUp Energy	5,336,000	2.3813	12,327,959.62
<b>III. Imbalance Charges*</b>			<b>63,228,409.39</b>
1. Additional Capacity, kW	932,300	7.4134 P	6,911,512.82
2. Net Allowable Shortage, kWh	5,491,500	2.3813 P	12,687,217.06
3. Penalized Imbalance, kWh	12,589,700	3.5720 P	43,629,679.50
<b>IV. Cross Subsidy Charges:</b>			<b>97,633,885.79</b>
1. Intra-Regional Grid Cross Subsidy (P/ kWh)	450,661,000	0.5033 P	220,058,514.40
2. Intra-Regional Grid Cross Subsidy (P/ kW)	20,384,000	(6.01) P	(122,424,628.60)
<b>V. System Operations Charge (P/ kW)</b>	20,384,000	0.4110 P	<b>8,376,986.30</b>
<b>TOTAL AMOUNT DUE</b>			<b>411,964,159.80</b>

APPENDIX 4

**Calculations for Power Delivery Service Charges  
(Non – Firm Service)**

Data Used	Derivation of value
DLY_SCHED	Hourly values of Scheduled loads
DLY_TOT_DEL	15 – minute values of TOT_DEL metered loads
DLY_230 kV	15 – minute values of TOT_230 kV metered loads
DLY_115 kV	15 – minute values (TOT_DEL – TOT_230 kV)
DLY_Balintawak	15 – minute values of TOT_BAL metered loads
Rates, PhP/kW	Applicable ERC approved rates

**Report Name: Transmission Charges**

Column Name	Derivation of Value
Date	Date within the billing period
Sched, kWh	$DLY\_SCHED_h^{SUM}$ , scheduled load for the day
Total Delivery to Customer’s System, kWh	$DLY\_TOT\_DEL_{15min}^{SUM}$ , daily sum of energy delivered to Customer’s System
Actual Deliveries, kWh	
Balintawak (kWh)	$DLY\_BAL_{15min}^{SUM}$ , daily sum of energy delivered to Balintawak
230kV, kWh	$DLY\_230kV_{15min}^{SUM}$ , daily sum of energy delivered to 230 kV
115kV, (kWh)	$DLY\_115kV_{15MIN}^{SUM} (DLY\_TOT\_DEL - DLY\_230kV)$ , daily sum of energy delivered to 115 kV
TF	$\left( \frac{DLY\_230kV_{15min}^{SUM}}{DLY\_TOT\_DEL_{15min}^{SUM}} \right)$
Max Sched (kW)	$DLY\_SCHED_h^{SUM}$ , maximum scheduled load for the day
Power Delivery Service Charges, PhP	
Transmission Delivery	$DLY\_SCHED_h^{SUM} * \text{Transmission Delivery Rate (TD Rate)}$
Sub – transmission Delivery	$[ DLY\_SCHED_h^{SUM} * (1-TF) ] * \text{Sub-transmission Rate (STD Rate)}$
Total	Transmission Delivery Charges + Sub–transmission Delivery Charges

APPENDIX 5

**Calculations for Ancillary Service Charges**  
(Non – Firm Service)

Data Used	Derivation of value
DLY_SCHED	Hourly values of Scheduled loads
DLY_BUP	Hourly values of BackUp Availment Scheduled Loads
ERAS Rates, PhP/kWh	Applicable total generation charge per grid plus any approved FOREX adjustments.
Rates, P/kW	Applicable ERC approved rates

**Report Name: Ancillary Services Charges**

Column Name	Derivation of Value
Date	Date within the billing period
Scheduled Generation	
Sum, kWh	$DLY\_SCHED_h^{SUM}$ , scheduled load for the day
Maximum, kW	$DLY\_SCHED_h^{MAX}$ , maximum scheduled load for the day
Availed BackUp	
Sum, kWh	$DLY\_BUP_h^{SUM}$ , availed backup load for the day
Maximum, kW	$DLY\_BUP_h^{MAX}$ , maximum availed backup load for the day
Daily Charges, PhP	
LFFR	$DLY\_SCHED_h^{SUM}$ * LFFR Rate
SR	$DLY\_SCHED_h^{SUM}$ * SR Rate
BackUp Charges	
Capacity, kW	$DLY\_BUP_h^{MAX}$ * BUP Rate
Energy, kWh	[ $DLY\_BUP_h^{SUM}$ * (1-2.98%) ] * ERAS Rate
Total	(LFFR + SR + BackUp Capacity + BackUp Energy) Charges

APPENDIX 6

Transmission Charges for _____ (inclusive of BackUp)								Billing Period: April 26, 2002 - May 25, 2002		
(Unbundled Power Rates) Non-Firm										
Date	Scheduled Load, kWh	Total Delivery to Customer's System, kWh	Actual Deliveries, kWh			TF	Max Sched kW	Power Delivery Service Charges, PHP		
			Balintawak	230 kV	115 kV			Transmission Delivery	Sub-transmission Delivery	Total
26-Apr-02	11,600,000.00	72,856,244.13	10,861,277.83	21,627,353.84	51,228,890.29	0.29684969	500,000.00	3,640,931.51	300,871.14	3,941,802.65
27-Apr-02	12,000,000.00	66,224,779.90	10,186,859.88	20,070,603.70	46,154,176.20	0.30306788	500,000.00	3,640,931.51	298,210.52	3,939,142.03
28-Apr-02	14,125,000.00	59,283,746.59	9,035,534.52	17,524,373.88	41,759,372.72	0.29560166	750,000.00	5,461,397.26	452,108.15	5,913,505.41
29-Apr-02	9,960,000.00	73,492,512.11	10,706,708.91	20,934,806.66	52,557,705.45	0.28485632	500,000.00	3,640,931.51	306,003.26	3,946,934.77
30-Apr-02	9,600,000.00	73,260,861.90	11,360,215.40	21,652,513.51	51,608,348.39	0.29555363	400,000.00	2,912,745.21	241,141.06	3,153,886.27
1-May-02	9,800,000.00	61,010,798.65	9,371,071.80	17,953,728.29	43,057,070.37	0.29427132	500,000.00	3,640,931.51	301,974.24	3,942,905.75
2-May-02	12,000,000.00	72,945,457.92	11,228,893.89	21,699,385.92	51,246,072.01	0.29747412	500,000.00	3,640,931.51	300,604.14	3,941,535.65
3-May-02	13,630,000.00	74,667,644.10	11,332,659.44	22,117,385.85	52,550,258.26	0.29621111	750,000.00	5,461,397.26	451,717.06	5,913,114.32
4-May-02	16,980,000.00	67,936,102.11	10,359,365.73	20,381,967.32	47,554,134.79	0.30001673	750,000.00	5,461,397.26	449,273.81	5,910,671.07
5-May-02	16,980,000.00	59,040,297.58	8,877,435.89	17,359,257.67	41,681,039.91	0.29402389	750,000.00	5,461,397.26	453,120.54	5,914,517.80
6-May-02	16,980,000.00	72,995,710.95	11,147,584.66	21,493,143.22	51,502,567.73	0.29444392	750,000.00	5,461,397.26	452,850.97	5,914,248.23
7-May-02	17,850,000.00	75,983,229.04	11,847,781.83	22,793,179.43	53,190,049.62	0.29997645	750,000.00	5,461,397.26	449,300.34	5,910,697.60
8-May-02	14,400,000.00	75,881,526.29	11,638,112.05	22,534,551.17	53,346,975.12	0.29697019	600,000.00	4,369,117.81	360,983.75	4,730,101.56
9-May-02	13,400,000.00	75,625,936.97	11,920,501.06	22,931,071.29	52,694,865.68	0.30321702	600,000.00	4,369,117.81	357,776.29	4,726,894.10
10-May-02	15,597,000.00	76,718,579.10	11,889,861.54	22,852,916.20	53,865,662.89	0.29787982	879,000.00	6,400,757.59	528,157.12	6,928,914.70
11-May-02	13,980,000.00	70,746,037.00	11,165,393.28	21,547,473.07	49,198,563.93	0.30457498	600,000.00	4,369,117.81	357,078.83	4,726,196.64
12-May-02	11,600,000.00	62,187,901.80	9,501,061.19	18,368,788.08	43,819,113.72	0.29537559	500,000.00	3,640,931.51	301,501.85	3,942,433.36
13-May-02	15,219,000.00	76,067,512.20	11,808,261.81	22,635,160.06	53,432,352.14	0.29756672	750,000.00	5,461,397.26	450,846.73	5,912,243.99
14-May-02	14,640,000.00	79,002,216.65	12,446,444.94	24,005,376.76	54,996,839.89	0.30385700	665,000.00	4,842,438.90	396,170.89	5,238,609.80
15-May-02	15,280,000.00	80,011,315.16	12,759,059.87	24,241,878.19	55,769,436.96	0.30298062	665,000.00	4,842,438.90	396,669.82	5,239,108.72
16-May-02	15,365,000.00	78,861,050.12	12,251,814.04	23,735,995.72	55,125,054.40	0.30098503	665,000.00	4,842,438.90	397,805.44	5,240,244.34
17-May-02	16,640,000.00	77,420,812.64	12,191,287.94	23,556,110.68	53,864,701.97	0.30426070	750,000.00	5,461,397.26	446,549.86	5,907,947.12
18-May-02	17,490,000.00	70,921,676.24	11,048,654.63	21,622,137.52	49,299,538.72	0.30487347	750,000.00	5,461,397.26	446,157.05	5,907,554.31
19-May-02	17,055,000.00	62,876,683.08	9,226,715.05	18,219,152.66	44,657,530.42	0.28976008	750,000.00	5,461,397.26	455,857.33	5,917,254.59
20-May-02	17,320,000.00	74,597,673.07	11,718,943.91	22,378,313.50	52,219,359.57	0.29998675	750,000.00	5,461,397.26	449,293.49	5,910,690.75
21-May-02	17,320,000.00	50,888,477.24	6,128,984.29	13,150,242.35	37,738,234.89	0.25841297	750,000.00	5,461,397.26	475,976.74	5,937,374.00
22-May-02	18,000,000.00	73,338,165.06	10,799,427.41	21,242,177.42	52,095,987.64	0.28964697	750,000.00	5,461,397.26	455,930.07	5,917,327.33
23-May-02	18,000,000.00	75,120,650.47	11,413,321.51	22,472,130.00	52,648,520.48	0.29914717	750,000.00	5,461,397.26	449,832.63	5,911,229.89
24-May-02	19,780,000.00	75,206,065.17	11,488,232.59	22,581,357.89	52,624,707.28	0.30025980	915,000.00	6,662,904.66	547,923.94	7,210,828.60
25-May-02	18,070,000.00	68,960,524.31	10,718,412.89	20,920,840.18	48,039,684.13	0.30337415	895,000.00	6,517,267.40	533,562.23	7,050,829.62
<b>Totals</b>	<b>450,661,000.00</b>	<b>2,134,130,187.51</b>	<b>326,429,879.73</b>	<b>634,603,371.98</b>	<b>1,499,526,815.53</b>		<b>20,384,000.00</b>	<b>148,433,495.67</b>	<b>12,265,249.28</b>	<b>160,698,744.95</b>


APPENDIX 7

**Ancillary Services Charges for \_\_\_\_\_ (inclusive of BackUp) Billing Period: April 26, 2002 - May 25, 2002**

(Unbundled Power Rates)\_Non-Firm

Date	Scheduled Generation		BackUp		Daily Charges				Total Charges
	Sum, kWh	Maximum, kW	Sum,kWh	Maximum, kW	LFFR	SR	BackUp		
							Capacity, kW	Energy, Kwh	
26-Apr-2002	11,600,000.00	500,000.00	987,000.00	200,000.00	316,438.36	1,175,342.47	1,482,680.00	2,280,302.88	5,254,763.70
27-Apr-2002	12,000,000.00	500,000.00	250,000.00	25,000.00	316,438.36	1,175,342.47	185,335.00	577,584.32	2,254,700.14
28-Apr-2002	14,125,000.00	750,000.00	40,000.00	10,000.00	474,657.53	1,763,013.70	74,134.00	92,413.49	2,404,218.72
29-Apr-2002	9,960,000.00	500,000.00	0.00	0.00	316,438.36	1,175,342.47	0.00	0.00	1,491,780.82
30-Apr-2002	9,600,000.00	400,000.00	0.00	0.00	253,150.68	940,273.97	0.00	0.00	1,193,424.66
1-May-2002	9,800,000.00	500,000.00	638,000.00	319,000.00	316,438.36	1,175,342.47	2,364,874.60	1,473,995.17	5,330,650.59
2-May-2002	12,000,000.00	500,000.00	606,000.00	319,000.00	316,438.36	1,175,342.47	2,364,874.60	1,400,064.38	5,256,719.80
3-May-2002	13,630,000.00	750,000.00	35,000.00	35,000.00	474,657.53	1,763,013.70	259,469.00	80,861.80	2,578,002.04
4-May-2002	16,980,000.00	750,000.00	0.00	0.00	474,657.53	1,763,013.70	0.00	0.00	2,237,671.23
5-May-2002	16,980,000.00	750,000.00	0.00	0.00	474,657.53	1,763,013.70	0.00	0.00	2,237,671.23
6-May-2002	16,980,000.00	750,000.00	0.00	0.00	474,657.53	1,763,013.70	0.00	0.00	2,237,671.23
7-May-2002	17,850,000.00	750,000.00	0.00	0.00	474,657.53	1,763,013.70	0.00	0.00	2,237,671.23
8-May-2002	14,400,000.00	600,000.00	1,500,000.00	100,000.00	379,726.03	1,410,410.96	741,340.00	3,465,505.89	5,996,982.88
9-May-2002	13,400,000.00	600,000.00	0.00	0.00	379,726.03	1,410,410.96	0.00	0.00	1,790,136.99
10-May-2002	15,597,000.00	879,000.00	0.00	0.00	556,298.63	2,066,252.05	0.00	0.00	2,622,550.68
11-May-2002	13,980,000.00	600,000.00	0.00	0.00	379,726.03	1,410,410.96	0.00	0.00	1,790,136.99
12-May-2002	11,600,000.00	500,000.00	0.00	0.00	316,438.36	1,175,342.47	0.00	0.00	1,491,780.82
13-May-2002	15,219,000.00	750,000.00	0.00	0.00	474,657.53	1,763,013.70	0.00	0.00	2,237,671.23
14-May-2002	14,640,000.00	665,000.00	0.00	0.00	420,863.01	1,563,205.48	0.00	0.00	1,984,068.49
15-May-2002	15,280,000.00	665,000.00	680,000.00	85,000.00	420,863.01	1,563,205.48	630,139.00	1,571,029.34	4,185,236.83
16-May-2002	15,365,000.00	665,000.00	0.00	0.00	420,863.01	1,563,205.48	0.00	0.00	1,984,068.49
17-May-2002	16,640,000.00	750,000.00	0.00	0.00	474,657.53	1,763,013.70	0.00	0.00	2,237,671.23
18-May-2002	17,490,000.00	750,000.00	0.00	0.00	474,657.53	1,763,013.70	0.00	0.00	2,237,671.23
19-May-2002	17,055,000.00	750,000.00	0.00	0.00	474,657.53	1,763,013.70	0.00	0.00	2,237,671.23
20-May-2002	17,320,000.00	750,000.00	0.00	0.00	474,657.53	1,763,013.70	0.00	0.00	2,237,671.23
21-May-2002	17,320,000.00	750,000.00	0.00	0.00	474,657.53	1,763,013.70	0.00	0.00	2,237,671.23
22-May-2002	18,000,000.00	750,000.00	0.00	0.00	474,657.53	1,763,013.70	0.00	0.00	2,237,671.23
23-May-2002	18,000,000.00	750,000.00	0.00	0.00	474,657.53	1,763,013.70	0.00	0.00	2,237,671.23
24-May-2002	19,780,000.00	915,000.00	580,000.00	85,000.00	579,082.19	2,150,876.71	630,139.00	1,339,995.61	4,700,093.51
25-May-2002	18,070,000.00	895,000.00	20,000.00	20,000.00	566,424.66	2,103,863.01	148,268.00	46,206.75	2,864,762.42
<b>Totals</b>	<b>450,661,000.00</b>	<b>20,384,000.00</b>	<b>5,336,000.00</b>	<b>1,198,000.00</b>	<b>12,900,558.90</b>	<b>47,916,361.64</b>	<b>8,881,253.20</b>	<b>12,327,959.62</b>	<b>82,026,133.37</b>

## APPENDIX 8(a)



National Transmission Corporation


## Intra - Regional Grid Cross - Subsidy and Systems Operation Charges

Customer  
Billing Period

APRIL 26, 2002 - MAY 25, 2002

(Unbundled Power Rates\_Non Firm)

Date	Scheduled Generation		Cross Subsidy Charges, PhP		SO Charges
	Sum, kWh	Maximum, kW	kWh	kW	
26-Apr-2002	11,600,000	500,000	5,664,299.26	(3,002,958.90)	205,479.45
27-Apr-2002	12,000,000	500,000	5,859,619.92	(3,002,958.90)	205,479.45
28-Apr-2002	14,125,000	750,000	6,897,260.95	(4,504,438.36)	308,219.18
29-Apr-2002	9,960,000	500,000	4,863,484.53	(3,002,958.90)	205,479.45
30-Apr-2002	9,600,000	400,000	4,687,695.94	(2,402,367.12)	164,383.56
1-May-2002	9,800,000	500,000	4,785,356.27	(3,002,958.90)	205,479.45
2-May-2002	12,000,000	500,000	5,859,619.92	(3,002,958.90)	205,479.45
3-May-2002	13,630,000	750,000	6,655,551.63	(4,504,438.36)	308,219.18
4-May-2002	16,980,000	750,000	8,291,362.19	(4,504,438.36)	308,219.18
5-May-2002	16,980,000	750,000	8,291,362.19	(4,504,438.36)	308,219.18
6-May-2002	16,980,000	750,000	8,291,362.19	(4,504,438.36)	308,219.18
7-May-2002	17,850,000	750,000	8,716,184.63	(4,504,438.36)	308,219.18
8-May-2002	14,400,000	600,000	7,031,543.90	(3,603,550.68)	246,575.34
9-May-2002	13,400,000	600,000	6,543,242.24	(3,603,550.68)	246,575.34
10-May-2002	15,597,000	879,000	7,616,040.79	(5,279,201.75)	361,232.88
11-May-2002	13,980,000	600,000	6,826,457.21	(3,603,550.68)	246,575.34
12-May-2002	11,600,000	500,000	5,664,299.26	(3,002,958.90)	205,479.45
13-May-2002	15,219,000	750,000	7,431,463.06	(4,504,438.36)	308,219.18
14-May-2002	14,640,000	665,000	7,148,736.30	(3,993,935.34)	273,287.67
15-May-2002	15,280,000	665,000	7,461,249.36	(3,993,935.34)	273,287.67
16-May-2002	15,365,000	665,000	7,502,755.01	(3,993,935.34)	273,287.67
17-May-2002	16,640,000	750,000	8,125,339.62	(4,504,438.36)	308,219.18
18-May-2002	17,490,000	750,000	8,540,396.03	(4,504,438.36)	308,219.18
19-May-2002	17,055,000	750,000	8,327,984.81	(4,504,438.36)	308,219.18
20-May-2002	17,320,000	750,000	8,457,384.75	(4,504,438.36)	308,219.18
21-May-2002	17,320,000	750,000	8,457,384.75	(4,504,438.36)	308,219.18
22-May-2002	18,000,000	750,000	8,789,429.88	(4,504,438.36)	308,219.18
23-May-2002	18,000,000	750,000	8,789,429.88	(4,504,438.36)	308,219.18
24-May-2002	19,780,000	915,000	9,658,606.83	(5,495,414.79)	376,027.40
25-May-2002	18,070,000	895,000	8,823,611.00	(5,375,296.44)	367,808.22
<b>Totals</b>	<b>450,661,000</b>	<b>20,384,000</b>	<b>220,058,514.30</b>	<b>-122,424,628.60</b>	<b>8,376,986.30</b>



National Transmission Corporation

### Intra - Regional Grid Cross - Subsidy and Systems Operation Charges (Internal Generation)

Customer :

Billing Period : NOVEMBER 26, 2002 - DECEMBER 25, 2002

(Unbundled Power Rates)

Date	Actual Generation		SO Charges
	Maximum, kW	Sum, kWh	
26-Nov-2002	17,892	350,541	7,353.61
27-Nov-2002	17,318	186,066	7,117.70
28-Nov-2002	10,397	151,996	4,273.17
29-Nov-2002	9,661	214,228	3,970.67
30-Nov-2002	16,925	264,108	6,956.18
1-Dec-2002	16,919	372,932	6,953.71
2-Dec-2002	17,469	280,153	7,179.76
3-Dec-2002	17,555	328,302	7,215.11
4-Dec-2002	17,612	337,656	7,238.53
5-Dec-2002	14,061	274,559	5,779.07
6-Dec-2002	17,437	382,154	7,166.61
7-Dec-2002	17,880	396,825	7,348.68
8-Dec-2002	17,075	391,218	7,017.83
9-Dec-2002	17,898	366,102	7,356.08
10-Dec-2002	17,867	376,753	7,343.34
11-Dec-2002	17,743	398,841	7,292.37
12-Dec-2002	17,818	398,254	7,323.20
13-Dec-2002	21,194	404,369	8,710.73
14-Dec-2002	17,524	389,783	7,202.36
15-Dec-2002	16,969	388,481	6,974.26
16-Dec-2002	21,312	357,244	8,759.23
17-Dec-2002	21,563	463,792	8,862.39
18-Dec-2002	17,812	399,071	7,320.73
19-Dec-2002	17,575	401,154	7,223.33
20-Dec-2002	17,561	397,376	7,217.57
21-Dec-2002	18,741	398,659	7,702.55
22-Dec-2002	16,919	376,856	6,953.71
23-Dec-2002	20,707	398,762	8,510.58
24-Dec-2002	17,812	324,360	7,320.73
25-Dec-2002	9,218	134,146	3,788.60
<b>Totals</b>	<b>21,563</b>	<b>10,304,741</b>	<b>211,432.37</b>


***Intra - Regional Grid Cross - Subsidy Charges:***

Demand Charge:

**(4,929,517.43)**

Energy Charge:

**5,161,644.77**



**TransCo**

National Transmission Corporation


### Intra - Regional Grid Cross - Subsidy and Systems Operation Charges (Internal Generation)

Customer :

Billing Period : NOVEMBER 26, 2002 - DECEMBER 25, 2002

(Unbundled Power Rates)

Date	Billing Determinants		SO Charges
	Maximum, kW	Sum, kWh	
26-Nov-2002	17,892	350,541	7,353.61
27-Nov-2002	17,318	186,066	7,117.70
28-Nov-2002	10,397	151,996	4,273.17
29-Nov-2002	9,661	214,228	3,970.67
30-Nov-2002	16,925	264,108	6,956.18
1-Dec-2002	16,919	372,932	6,953.71
2-Dec-2002	17,469	280,153	7,179.76
3-Dec-2002	17,555	328,302	7,215.11
4-Dec-2002	17,612	337,656	7,238.53
5-Dec-2002	14,061	274,559	5,779.07
6-Dec-2002	17,437	382,154	7,166.61
7-Dec-2002	17,880	396,825	7,348.68
8-Dec-2002	17,075	391,218	7,017.83
9-Dec-2002	17,898	366,102	7,356.08
10-Dec-2002	17,867	376,753	7,343.34
11-Dec-2002	17,743	398,841	7,292.37
12-Dec-2002	17,818	398,254	7,323.20
13-Dec-2002	21,194	404,369	8,710.73
14-Dec-2002	17,524	389,783	7,202.36
15-Dec-2002	16,969	388,481	6,974.26
16-Dec-2002	21,312	357,244	8,759.23
17-Dec-2002	21,563	463,792	8,862.39
18-Dec-2002	17,812	399,071	7,320.73
19-Dec-2002	17,575	401,154	7,223.33
20-Dec-2002	17,561	397,376	7,217.57
21-Dec-2002	18,741	398,659	7,702.55
22-Dec-2002	16,919	376,856	6,953.71
23-Dec-2002	20,707	398,762	8,510.58
24-Dec-2002	17,812	324,360	7,320.73
25-Dec-2002	9,218	134,146	3,788.60
<b>Totals</b>	<b>514,434</b>	<b>10,304,741</b>	<b>211,432.37</b>
<b><i>Intra - Regional Grid Cross - Subsidy Charges:</i></b>			
Demand Charge:			<b>(3,866,434.50)</b>
Energy Charge:			<b>5,161,644.77</b>



National Transmission Corporation

### Intra - Regional Grid Cross - Subsidy and Systems Operation Charges (Internal Generation with Backup)

Customer :

Billing Period : NOVEMBER 26, 2002 - DECEMBER 25, 2002

(Unbundled Power Rates)

Date	Billing Determinants		SO Charges
	Maximum, kW	Sum, kWh	
26-Nov-2002	17,892	350,541	7,353.61
27-Nov-2002	17,318	186,066	7,117.70
28-Nov-2002	10,397	151,996	4,273.17
29-Nov-2002	9,661	214,228	3,970.67
30-Nov-2002	16,925	264,108	6,956.18
1-Dec-2002	16,919	372,932	6,953.71
2-Dec-2002	17,469	280,153	7,179.76
3-Dec-2002	17,555	328,302	7,215.11
4-Dec-2002	17,612	337,656	7,238.53
5-Dec-2002	14,061	274,559	5,779.07
6-Dec-2002	17,437	382,154	7,166.61
7-Dec-2002	17,880	396,825	7,348.68
8-Dec-2002	18,000	419,126	7,398.00
9-Dec-2002	18,000	419,126	7,398.00
10-Dec-2002	18,000	419,126	7,398.00
11-Dec-2002	18,000	419,126	7,398.00
12-Dec-2002	17,818	398,254	7,323.20
13-Dec-2002	21,194	404,369	8,710.73
14-Dec-2002	17,524	389,783	7,202.36
15-Dec-2002	16,969	388,481	6,974.26
16-Dec-2002	21,312	357,244	8,759.23
17-Dec-2002	21,563	463,792	8,862.39
18-Dec-2002	17,812	399,071	7,320.73
19-Dec-2002	17,575	401,154	7,223.33
20-Dec-2002	17,561	397,376	7,217.57
21-Dec-2002	18,741	398,659	7,702.55
22-Dec-2002	16,919	376,856	6,953.71
23-Dec-2002	20,707	398,762	8,510.58
24-Dec-2002	17,812	324,360	7,320.73
25-Dec-2002	9,218	134,146	3,788.60
<b>Totals</b>	<b>21,563</b>	<b>10,448,331</b>	<b>212,014.76</b>


***Intra - Regional Grid Cross - Subsidy Charges:***

Demand Charge:

**(4,929,517.43)**

Energy Charge:

**5,233,569.00**



**TransCo**

National Transmission Corporation

### Intra - Regional Grid Cross - Subsidy and Systems Operation Charges (Internal Generation with Backup)

Customer :

Billing Period : NOVEMBER 26, 2002 - DECEMBER 25, 2002

(Unbundled Power Rates)

Date	Billing Determinants		SO Charges
	Maximum, kW	Sum, kWh	
26-Nov-2002	17,892	350,541	7,353.61
27-Nov-2002	17,318	186,066	7,117.70
28-Nov-2002	10,397	151,996	4,273.17
29-Nov-2002	9,661	214,228	3,970.67
30-Nov-2002	16,925	264,108	6,956.18
1-Dec-2002	16,919	372,932	6,953.71
2-Dec-2002	17,469	280,153	7,179.76
3-Dec-2002	17,555	328,302	7,215.11
4-Dec-2002	17,612	337,656	7,238.53
5-Dec-2002	14,061	274,559	5,779.07
6-Dec-2002	17,437	382,154	7,166.61
7-Dec-2002	17,880	396,825	7,348.68
8-Dec-2002	18,000	419,126	7,398.00
9-Dec-2002	18,000	419,126	7,398.00
10-Dec-2002	18,000	419,126	7,398.00
11-Dec-2002	18,000	419,126	7,398.00
12-Dec-2002	17,818	398,254	7,323.20
13-Dec-2002	21,194	404,369	8,710.73
14-Dec-2002	17,524	389,783	7,202.36
15-Dec-2002	16,969	388,481	6,974.26
16-Dec-2002	21,312	357,244	8,759.23
17-Dec-2002	21,563	463,792	8,862.39
18-Dec-2002	17,812	399,071	7,320.73
19-Dec-2002	17,575	401,154	7,223.33
20-Dec-2002	17,561	397,376	7,217.57
21-Dec-2002	18,741	398,659	7,702.55
22-Dec-2002	16,919	376,856	6,953.71
23-Dec-2002	20,707	398,762	8,510.58
24-Dec-2002	17,812	324,360	7,320.73
25-Dec-2002	9,218	134,146	3,788.60
<b>Totals</b>	<b>515,851</b>	<b>10,448,331</b>	<b>212,014.76</b>

***Intra - Regional Grid Cross - Subsidy Charges:***

Demand Charge: **(3,877,084.53)**  
 Energy Charge: **5,233,569.00**

APPENDIX 9



National Transmission Corporation

### Summary of Imbalance Charges

Customer

Billing Period

APRIL 26, 2002 TO MAY 25, 2002

(Firm Service)

Scheduled Output, kWh	450,661,000.00
Actual Output, kWh	434,259,500.00

No Credit Over Generation, kWh	1,679,700.00
Net Actual Output, kWh	432,579,800.00
Scheduled minus Net Actual Output, kWh	18,081,200.00
Allowable Shortage, kWh	5,799,300.00
Allowable Excess, kWh	307,800.00
Net Allowable Shortage, kWh	5,491,500.00
Penalized Imbalance Energy, kWh	12,589,700.00
Total Imbalance Capacity, kW	750,000.00
Credited Imbalance Capacity (LFFR), kW	120,780.00
Net Imbalance Capacity, kW	<b>629,220.00</b>
Rates, PhP/kWh	2.3813
Penalized Imbalance Energy Factor	1.50
<b>Additional Capacity Charges, PhP</b>	<b>141,882,817.80</b>
<b>Net Allowable Shortage Energy Charge, PhP</b>	<b>12,687,217.06</b>
<b>Penalized Imbalance Energy Charge, PhP</b>	<b>43,629,679.50</b>
<b>Total Imbalance Charges, PhP</b>	<b>198,199,714.37</b>

APPENDIX 10

**Calculations for Imbalance Charges**  
(Firm Service)

Data Used	Derivation of Value
DLY_SCHED	Hourly values of Scheduled loads
12908522	15 – minute values of metered loads
QPLLINE2	15 – minute values of metered loads
BackUp	BackUp Availment Scheduled loads
ERAS Rates, PhP/kWh	Applicable total generation charge per grid plus any approved FOREX adjustments.
Rates, PhP/kW	Applicable ERC approved rates

Report Name: **Imbalance Calculations (Daily Interval)**

Column Name	Derivation of Value
Time	Date within the billing period
<b>Loads, kWh (w/o TL Loss)</b> Scheduled Actual	$DLY\_SCHED_h^{SUM}$ $DLY\_ACT_{15min}^{SUM} [(1290852 + QPLLINE2) + BackUp]$
Load Limits	$(DLY\_SCHED_h^{SUM} * 1.5\%)$
Act – Sched	Actual – Scheduled
Over	If Act – Sch is greater than or equal to 0 Then Over = Act – Sch else Over = 0
Under	If Act – Sch is less than 0 then Under = - (Act – Sch) Else Under = 0
Credit	If Over > = Load Limits then Credit = Load Limits else Credit = Over
Debit	If Under > = Load Limits then Debit = Load Limits else Debit = Under
Imbalance	If Under > Load Limits then Imbalance = Under – Load Limits else Imbalance = 0
No Credit	If Over > Load Limits then No Credit = Over – Load Limits else No Credit = 0
Max Sched, (kW)	Maximum scheduled load for the billing period
Max Under (kW)	Maximum under for the billing period
Credited Imbalance (kW)	If Max Under < 0.132 * Max Sched Then Credited Imbalance (kW) =Max Under, else Credited Imbalance (kW) = 0.132 * Max Sched
Net Imbalance Capacity (kW)	Max Under- Credited Imbalance (kW)
<b>Energy Charge, (PhP/kWh)</b>	
Credit	[Credit * (1-2.98%)] * ERAS Rate
Debit	[Debit * (1-2.98%)] * ERAS Rate
Imbalance	[Imbalance * (1-2.98%)] * ERAS Rate
Additional Capacity Charge, PhP	Net Imbalance Capacity* Imbalance Capacity Rate

See attached Summary of Imbalance Charges and Sample Transmission Power Bill

## Calculations for Imbalance Charges (Firm Service)

Data Used	Derivation of Value
DLY_SCHED	Hourly values of Scheduled loads
12908522	15 – minute values of metered loads
QPLLINE2	15 – minute values of metered loads
ERAS Rate, PhP/kWh	Applicable total generation charge per grid plus any approved FOREX adjustments.
Rates, PhP/kW	Applicable ERC approved rates

Report Name: **Summary of Imbalance Charges**

Title	Derivation of Value
Scheduled Output,kWh	Sum of $DLY\_SCHED_h^{SUM}$
Actual Output, kWh	Sum of $DLY\_ACT_{15\min}^{SUM}$ , $[(1290852 + QPLLINE2) + BackUp]$
No Credit Over Generation, kWh	Sum of No Credit
Net Actual Output, kWh	Sum of $(DLY\_SCHED_h^{SUM} - DLY\_ACT_{15\min}^{SUM})$
Scheduled minus Net Actual Output, kWh	Net Shortage + No Credit Overdeliveries
Allowable Shortage, kWh	Sum of Debit
Allowable Excess, kWh	Sum of Credit
Net Allowable Shortage, kWh	If Allowable Shortage > Allowable Excess then Net Allowable Shortage = Allowable Excess else Net Allowable Shortage = 0
Penalized Imbalance Energy, kWh	(Scheduled minus Net Actual Output) – Net Allowable Shortage
Total Imbalance Capacity (LFFR), Kw	$Monthly\_Under_h^{MAX}$ , Maximum under for the billing period
Credited Imbalance Capacity, Kw	If $Monthly\_Under_h^{MAX} < 0.132 * Monthly\_SCHED_h^{MAX}$ Then Credited Imbalance (kW) = $Monthly\_Under_h^{MAX}$ , else Credited Imbalance (kW) = $0.132 * Monthly\_SCHED_h^{MAX}$
Net Imbalance Capacity, kW	<b>Total Imbalance Capacity – Credited Imbalance Capacity</b>
Rates, PhP/kWh	Applicable total generation charge per grid plus any approved FOREX adjustments.
Penalized Imbalance Energy Factor	IMB_FACTOR
Additional Capacity Charges, PhP	Net Imbalance Capacity * Imbalance Capacity Rate
Net Allowable Shortage Energy Charge, PhP	[Net Allowable Shortage * (1-2.98%)] * ERAS Rate
Penalized Imbalance Charges, PhP	[Penalized Imbalance Energy * (1-2.98%)] * Penalized Imbalance Energy Factor * ERAS Rate
Total Imbalance Charges, PhP	Additional Capacity Charges + Net Allowable Shortage Energy Charge + Penalized Imbalance Energy Charge

See attached Summary of Imbalance Charges and Sample Transmission Power Bill

## Calculations for Imbalance Charges

(Firm Service)

Data Used	Derivation of Value
DLY_SCHED	Hourly values of Scheduled loads
12908522	15 – minute values of metered loads
QPLLINE2	15 – minute values of metered loads
BackUp	BackUp Availment Scheduled loads
ERAS Rate, PhP/kWh	Applicable total generation charge per grid plus any approved FOREX adjustments.
Rates,	Applicable ERC approved rates

Report Name: **Imbalance Calculations (Hourly Interval)**

Column Name	Derivation of Value
Time	Date within the billing period
<b>Loads, kWh (w/o TL Loss)</b>	
Scheduled	<i>HOURLY _ SCHED</i>
Actual	$HOURLY\_ACT_{15\min}^{SUM} \left[ (1290852 + QPLLINE2) + BackUp \right]$
Load Limits	$(HOURLY\_SCHED * 1.5\%)$
Act – Sched	Actual – Scheduled
Over	If Act – Sch is greater than or equal to 0 Then Over = Act – Sch else Over = 0
Under	If Act – Sch is less than 0 then Under = - (Act – Sch) Else Under = 0
Credit	If Over > = Load Limits then Credit = Load Limits else Credit = Over
Debit	If Under > = Load Limits then Debit = Load Limits else Debit = Under
Imbalance	If Under > Load Limits then Imbalance = Under – Load Limits else Imbalance = 0
No Credit	If Over > Load Limits then No Credit = Over – Load Limits else No Credit = 0
Max Sched, (kW)	Maximum scheduled load for the billing period
Max Under (kW)	Maximum under for the billing period
Credited Imbalance (kW)	If Max Under < 0.132 * Max Sched Then Credited Imbalance (kW) =Max Under, else Credited Imbalance (kW) = 0.132 * Max Sched
Net Imbalance Capacity (kW)	Max Under- Credited Imbalance (kW)
<b>Energy Charges,(PhP/kWh)</b>	
Credit	$[Credit * (1-2.98\%)] * ERAS\ Rate$
Debit	$[Debit * (1-2.98\%)] * ERAS\ Rate$
Imbalance	$[Imbalance * (1-2.98\%)] * ERAS\ Rate$
Additional Capacity Charge (PhP)	Net Imbalance Capacity * Imbalance Capacity Rate

See attached Summary of Imbalance Charges and Sample Transmission Power Bill

APPENDIX 11

Imbalance calculations ( Inclusive of BackUp) - Daily Intervals

(Non - Firm Service)

Billing Period: April 26, 2002 - May 26, 2002

Time	Loads, kWh (without TL )		Load Limits	Over	Credit	Imbalance	Max Sched	Credited Imbalance	Energy Charge, PhP / kWh			Additional Capacity Charge PhP
	Scheduled	Actual	Act - Sched	Under	Debit	No Credit	Max Under	Net Imbalance Capacity	Credit	Debit	Imbalance	
			kWh									
26-Apr-02	11,600,000.00	8,542,500.00	174,000.00	46,000.00	21,500.00	2,956,500.00	500,000.00	0.00	55,994.70	382,847.52	7,699,923.03	0.00
			-3,057,500.00	3,103,500.00	147,000.00	24,500.00	272,000.00	0.00				
27-Apr-02	12,000,000.00	11,485,000.00	180,000.00	0.00	0.00	340,000.00	500,000.00	0.00	0.00	455,770.85	885,497.66	0.00
			-515,000.00	515,000.00	175,000.00	0.00	80,000.00	0.00				
28-Apr-02	14,125,000.00	13,739,500.00	211,875.00	61,000.00	30,000.00	299,640.00	<b>750,000.00</b>	0.00	78,132.15	382,482.90	780,383.88	0.00
			-385,500.00	446,500.00	146,860.00	31,000.00	116,000.00	0.00				
29-Apr-02	9,960,000.00	9,948,000.00	149,400.00	95,500.00	12,450.00	3,000.00	500,000.00	0.00	32,424.84	272,160.31	7,813.21	0.00
			-12,000.00	107,500.00	104,500.00	83,050.00	9,500.00	0.00				
30-Apr-02	9,600,000.00	9,420,000.00	144,000.00	0.00	0.00	63,000.00	400,000.00	0.00	0.00	304,715.37	164,077.51	0.00
			-180,000.00	180,000.00	117,000.00	0.00	34,000.00	0.00				
01-May-02	9,800,000.00	10,254,500.00	147,000.00	560,500.00	15,000.00	14,500.00	500,000.00	0.00	39,066.07	238,303.05	37,763.87	0.00
			454,500.00	106,000.00	91,500.00	545,500.00	8,500.00	0.00				
02-May-02	12,000,000.00	12,334,500.00	180,000.00	598,500.00	22,500.00	126,500.00	500,000.00	0.00	58,599.11	358,105.67	329,457.22	0.00
			334,500.00	264,000.00	137,500.00	576,000.00	24,500.00	0.00				
03-May-02	13,630,000.00	13,208,000.00	204,450.00	61,000.00	13,450.00	309,700.00	750,000.00	0.00	35,029.25	451,343.37	806,584.19	0.00
			-422,000.00	483,000.00	173,300.00	47,550.00	107,000.00	0.00				
04-May-02	16,980,000.00	16,567,500.00	254,700.00	4,000.00	4,000.00	183,150.00	750,000.00	0.00	10,417.62	607,737.88	476,996.75	0.00
			-412,500.00	416,500.00	233,350.00	0.00	45,000.00	0.00				
05-May-02	16,980,000.00	16,626,000.00	254,700.00	41,000.00	8,700.00	166,375.00	750,000.00	0.00	22,658.32	595,432.07	433,307.86	0.00
			-354,000.00	395,000.00	228,625.00	32,300.00	54,000.00	0.00				
06-May-02	16,980,000.00	16,659,000.00	254,700.00	14,000.00	13,975.00	120,075.00	750,000.00	0.00	36,396.56	559,751.72	312,723.92	0.00
			-321,000.00	335,000.00	214,925.00	25.00	34,500.00	0.00				
07-May-02	17,850,000.00	17,476,500.00	267,750.00	0.00	0.00	158,250.00	750,000.00	0.00	0.00	560,598.15	412,147.07	0.00
			-373,500.00	373,500.00	215,250.00	0.00	37,500.00	0.00				
08-May-02	14,400,000.00	14,320,500.00	216,000.00	214,500.00	36,000.00	123,000.00	600,000.00	0.00	93,758.58	445,353.23	320,341.80	0.00
			-79,500.00	294,000.00	171,000.00	178,500.00	31,500.00	0.00				
09-May-02	13,400,000.00	12,637,500.00	201,000.00	0.00	0.00	568,000.00	600,000.00	0.00	0.00	506,556.75	1,479,301.97	0.00
			-762,500.00	762,500.00	194,500.00	0.00	115,500.00	0.00				
10-May-02	15,597,000.00	15,322,500.00	233,955.00	81,500.00	19,950.00	162,295.00	879,000.00	0.00	51,957.88	504,486.25	422,681.89	0.00
			-274,500.00	356,000.00	193,705.00	61,550.00	108,000.00	0.00				
11-May-02	13,980,000.00	13,713,000.00	209,700.00	6,000.00	6,000.00	88,725.00	600,000.00	0.00	15,626.43	479,926.71	231,075.82	0.00
			-267,000.00	273,000.00	184,275.00	0.00	55,500.00	0.00				
12-May-02	11,600,000.00	11,308,500.00	174,000.00	37,500.00	13,500.00	174,500.00	500,000.00	0.00	35,159.47	402,380.55	454,468.65	0.00
			-291,500.00	329,000.00	154,500.00	24,000.00	38,000.00	0.00				
13-May-02	15,219,000.00	14,889,000.00	228,285.00	6,500.00	6,500.00	154,740.00	750,000.00	0.00	16,928.63	473,376.63	403,005.61	0.00
			-330,000.00	336,500.00	181,760.00	0.00	48,000.00	0.00				
14-May-02	14,640,000.00	14,239,500.00	219,600.00	37,000.00	7,500.00	229,400.00	665,000.00	0.00	19,533.04	541,976.66	597,450.48	0.00
			-400,500.00	437,500.00	208,100.00	29,500.00	66,500.00	0.00				
15-May-02	15,280,000.00	14,892,500.00	229,200.00	14,000.00	8,700.00	190,875.00	665,000.00	0.00	22,658.32	548,552.78	497,115.78	0.00
			-387,500.00	401,500.00	210,625.00	5,300.00	81,500.00	0.00				
16-May-02	15,365,000.00	15,076,500.00	230,475.00	2,000.00	2,000.00	105,925.00	665,000.00	0.00	5,208.81	480,708.03	275,871.59	0.00
			-288,500.00	290,500.00	184,575.00	0.00	60,500.00	0.00				
17-May-02	16,640,000.00	16,200,000.00	249,600.00	8,000.00	8,000.00	211,450.00	750,000.00	0.00	20,835.24	616,071.97	550,701.41	0.00
			-440,000.00	448,000.00	236,550.00	0.00	60,000.00	0.00				
18-May-02	17,490,000.00	17,047,500.00	262,350.00	5,500.00	5,500.00	196,850.00	750,000.00	0.00	14,324.23	654,096.29	512,677.10	0.00
			-442,500.00	448,000.00	251,150.00	0.00	31,500.00	0.00				
19-May-02	17,055,000.00	16,626,000.00	255,825.00	48,500.00	16,075.00	242,275.00	750,000.00	0.00	41,865.81	612,621.14	630,982.19	0.00
			-429,000.00	477,500.00	235,225.00	32,425.00	54,000.00	0.00				

Time	Loads, kWh (without TL )		Load Limits	Over	Credit	Imbalance	Max Sched	Credited Imbalance	Energy Charge, PhP / kWh			Additional
	Scheduled	Actual	Act - Sched	Under	Debit	No Credit	Max Under	Net Imbalance Capacity	Credit	Debit	Imbalance	Capacity Charge
			kWh									kW
20-May-02	17,320,000.00	16,975,500.00	259,800.00	10,000.00	9,975.00	107,400.00	750,000.00	0.00	25,978.94	643,548.45	279,713.08	0.00
			-344,500.00	354,500.00	247,100.00	25.00	36,000.00	0.00				
21-May-02	17,320,000.00	12,607,500.00	259,800.00	8,500.00	8,500.00	4,473,625.00	750,000.00	0.00	22,137.44	644,264.66	11,651,130.78	0.00
			-4,712,500.00	4,721,000.00	247,375.00	0.00	750,000.00	0.00				
22-May-02	18,000,000.00	17,689,500.00	270,000.00	0.00	0.00	68,250.00	750,000.00	0.00	0.00	630,917.08	177,750.63	0.00
			-310,500.00	310,500.00	242,250.00	0.00	24,000.00	0.00				
23-May-02	18,000,000.00	17,655,000.00	270,000.00	0.00	0.00	135,750.00	750,000.00	0.00	0.00	544,971.72	353,547.96	0.00
			-345,000.00	345,000.00	209,250.00	0.00	33,000.00	0.00				
24-May-02	19,780,000.00	19,249,000.00	296,700.00	21,000.00	12,525.00	326,000.00	915,000.00	0.00	32,620.17	588,595.50	849,035.99	0.00
			-531,000.00	552,000.00	226,000.00	8,475.00	100,000.00	0.00				
25-May-02	18,070,000.00	17,549,000.00	271,050.00	5,500.00	5,500.00	289,950.00	895,000.00	0.00	14,324.23	616,071.97	755,147.19	0.00
			-521,000.00	526,500.00	236,550.00	0.00	63,000.00	0.00				
Report	450,661,000.00	434,259,500.00	6,759,915.00	1,987,500.00	307,800.00	12,589,700.00	915,000.00	120,780.00	801,635.82	15,103,725.22	32,788,676.12	141,882,817.80
Summary			-16,401,500.00	18,389,000.00	5,799,300.00	1,679,700.00	750,000.00	629,220.00				

APPENDIX 12

**Imbalance calculations ( Inclusive of BackUp) - 1 Hour Intervals**

(Non - Firm Service)

**Billing Period: April 26, 2002 - May 26, 2002**

Time	Loads, kWh (without TL )		Load Limits Act - Sch	Over Under	Credit Debit	Imbalance No Credit	Max Sched Max Under	Credited Imbalance Net Imbalance Capacity	Energy Charge, PhP / kWh			Additional Capacity Charge PhP
	Scheduled	Actual	kWh									
								kW	Credit	Debit	Imbalance	
1:00	450,000.00	385,500.00	6,750.00	0.00	0.00	57,750.00	450,000.00	0.00	0.00	17,579.73	150,404.38	0.00
			-64,500.00	64,500.00	6,750.00	0.00	64,500.00	0.00				
2:00	450,000.00	436,000.00	6,750.00	0.00	0.00	7,250.00	450,000.00	0.00	0.00	17,579.73	18,881.94	0.00
			-14,000.00	14,000.00	6,750.00	0.00	14,000.00	0.00				
3:00	450,000.00	474,000.00	6,750.00	24,000.00	6,750.00	0.00	450,000.00	0.00	17,579.73	0.00	0.00	0.00
			24,000.00	0.00	0.00	17,250.00	0.00	0.00				
4:00	450,000.00	464,000.00	6,750.00	14,000.00	6,750.00	0.00	450,000.00	0.00	17,579.73	0.00	0.00	0.00
			14,000.00	0.00	0.00	7,250.00	0.00	0.00				
5:00	450,000.00	451,500.00	6,750.00	1,500.00	1,500.00	0.00	450,000.00	0.00	3,906.61	0.00	0.00	0.00
			1,500.00	0.00	0.00	0.00	0.00	0.00				
6:00	450,000.00	441,500.00	6,750.00	0.00	0.00	1,750.00	450,000.00	0.00	0.00	17,579.73	4,557.71	0.00
			-8,500.00	8,500.00	6,750.00	0.00	8,500.00	0.00				
7:00	450,000.00	437,000.00	6,750.00	0.00	0.00	6,250.00	450,000.00	0.00	0.00	17,579.73	16,277.53	0.00
			-13,000.00	13,000.00	6,750.00	0.00	13,000.00	0.00				
8:00	450,000.00	456,500.00	6,750.00	6,500.00	6,500.00	0.00	450,000.00	0.00	16,928.63	0.00	0.00	0.00
			6,500.00	0.00	0.00	0.00	0.00	0.00				
9:00	500,000.00	255,000.00	7,500.00	0.00	0.00	237,500.00	500,000.00	0.00	0.00	19,533.04	618,546.16	0.00
			-245,000.00	245,000.00	7,500.00	0.00	245,000.00	0.00				
10:00	500,000.00	255,000.00	7,500.00	0.00	0.00	237,500.00	500,000.00	0.00	0.00	19,533.04	618,546.16	0.00
			-245,000.00	245,000.00	7,500.00	0.00	245,000.00	0.00				
11:00	500,000.00	243,000.00	7,500.00	0.00	0.00	249,500.00	500,000.00	0.00	0.00	19,533.04	649,799.02	0.00
			-257,000.00	257,000.00	7,500.00	0.00	257,000.00	0.00				
12:00	500,000.00	228,000.00	7,500.00	0.00	0.00	264,500.00	500,000.00	0.00	0.00	19,533.04	688,865.09	0.00
			-272,000.00	272,000.00	7,500.00	0.00	272,000.00	0.00				
13:00	500,000.00	291,000.00	7,500.00	0.00	0.00	201,500.00	500,000.00	0.00	0.00	19,533.04	524,787.58	0.00
			-209,000.00	209,000.00	7,500.00	0.00	209,000.00	0.00				
14:00	500,000.00	307,500.00	7,500.00	0.00	0.00	185,000.00	500,000.00	0.00	0.00	19,533.04	481,814.90	0.00
			-192,500.00	192,500.00	7,500.00	0.00	192,500.00	0.00				
15:00	500,000.00	289,500.00	7,500.00	0.00	0.00	203,000.00	500,000.00	0.00	0.00	19,533.04	528,694.19	0.00
			-210,500.00	210,500.00	7,500.00	0.00	210,500.00	0.00				
16:00	500,000.00	292,500.00	7,500.00	0.00	0.00	200,000.00	500,000.00	0.00	0.00	19,533.04	520,880.98	0.00
			-207,500.00	207,500.00	7,500.00	0.00	207,500.00	0.00				
17:00	500,000.00	291,000.00	7,500.00	0.00	0.00	201,500.00	500,000.00	0.00	0.00	19,533.04	524,787.58	0.00
			-209,000.00	209,000.00	7,500.00	0.00	209,000.00	0.00				
18:00	500,000.00	327,000.00	7,500.00	0.00	0.00	165,500.00	500,000.00	0.00	0.00	19,533.04	431,029.01	0.00
			-173,000.00	173,000.00	7,500.00	0.00	173,000.00	0.00				
19:00	500,000.00	291,000.00	7,500.00	0.00	0.00	201,500.00	500,000.00	0.00	0.00	19,533.04	524,787.58	0.00
			-209,000.00	209,000.00	7,500.00	0.00	209,000.00	0.00				
20:00	500,000.00	294,000.00	7,500.00	0.00	0.00	198,500.00	500,000.00	0.00	0.00	19,533.04	516,974.37	0.00
			-206,000.00	206,000.00	7,500.00	0.00	206,000.00	0.00				
21:00	500,000.00	291,000.00	7,500.00	0.00	0.00	201,500.00	500,000.00	0.00	0.00	19,533.04	524,787.58	0.00
			-209,000.00	209,000.00	7,500.00	0.00	209,000.00	0.00				
22:00	500,000.00	460,500.00	7,500.00	0.00	0.00	32,000.00	500,000.00	0.00	0.00	19,533.04	83,340.96	0.00
			-39,500.00	39,500.00	7,500.00	0.00	39,500.00	0.00				
23:00	500,000.00	433,500.00	7,500.00	0.00	0.00	59,000.00	500,000.00	0.00	0.00	19,533.04	153,659.89	0.00
			-66,500.00	66,500.00	7,500.00	0.00	66,500.00	0.00				
0:00	500,000.00	447,000.00	7,500.00	0.00	0.00	45,500.00	500,000.00	0.00	0.00	19,533.04	118,500.42	0.00
Summary for the Day			-53,000.00	53,000.00	7,500.00	0.00	53,000.00	0.00				
26-Apr-02	<b>11,600,000.00</b>	<b>8,542,500.00</b>	<b>174,000.00</b>	<b>46,000.00</b>	<b>21,500.00</b>	<b>2,956,500.00</b>	<b>500,000.00</b>	<b>0.00</b>	<b>55,994.70</b>	<b>382,847.52</b>	<b>7,699,923.03</b>	<b>0.00</b>
			<b>-3,057,500.00</b>	<b>3,103,500.00</b>	<b>147,000.00</b>	<b>24,500.00</b>	<b>272,000.00</b>	<b>0.00</b>				

**Imbalance calculations ( Inclusive of BackUp) - 1 Hour Intervals**

(Non - Firm Service)

**Billing Period: April 26, 2002 - May 26, 2002**

Time	Loads, kWh (without TL )		Load Limits Act - Sch	Over Under	Credit Debit	Imbalance No Credit	Max Sched Max Under	Credited Imbalance Net Imbalance Capacity	Energy Charge, PhP / kWh			Additional Capacity Charge PhP
	Scheduled	Actual	kWh			kW			Credit	Debit	Imbalance	
1:00	500,000.00	420,000.00	7,500.00	0.00	0.00	72,500.00	500,000.00	0.00	0.00	19,533.04	188,819.35	0.00
			-80,000.00	80,000.00	7,500.00	0.00	80,000.00	0.00				
2:00	500,000.00	451,500.00	7,500.00	0.00	0.00	41,000.00	500,000.00	0.00	0.00	19,533.04	106,780.60	0.00
			-48,500.00	48,500.00	7,500.00	0.00	48,500.00	0.00				
3:00	500,000.00	481,500.00	7,500.00	0.00	0.00	11,000.00	500,000.00	0.00	0.00	19,533.04	28,648.45	0.00
			-18,500.00	18,500.00	7,500.00	0.00	18,500.00	0.00				
4:00	500,000.00	483,000.00	7,500.00	0.00	0.00	9,500.00	500,000.00	0.00	0.00	19,533.04	24,741.85	0.00
			-17,000.00	17,000.00	7,500.00	0.00	17,000.00	0.00				
5:00	500,000.00	480,000.00	7,500.00	0.00	0.00	12,500.00	500,000.00	0.00	0.00	19,533.04	32,555.06	0.00
			-20,000.00	20,000.00	7,500.00	0.00	20,000.00	0.00				
6:00	500,000.00	478,500.00	7,500.00	0.00	0.00	14,000.00	500,000.00	0.00	0.00	19,533.04	36,461.67	0.00
			-21,500.00	21,500.00	7,500.00	0.00	21,500.00	0.00				
7:00	500,000.00	474,000.00	7,500.00	0.00	0.00	18,500.00	500,000.00	0.00	0.00	19,533.04	48,181.49	0.00
			-26,000.00	26,000.00	7,500.00	0.00	26,000.00	0.00				
8:00	500,000.00	472,500.00	7,500.00	0.00	0.00	20,000.00	500,000.00	0.00	0.00	19,533.04	52,088.10	0.00
			-27,500.00	27,500.00	7,500.00	0.00	27,500.00	0.00				
9:00	500,000.00	475,500.00	7,500.00	0.00	0.00	17,000.00	500,000.00	0.00	0.00	19,533.04	44,274.88	0.00
			-24,500.00	24,500.00	7,500.00	0.00	24,500.00	0.00				
10:00	500,000.00	474,000.00	7,500.00	0.00	0.00	18,500.00	500,000.00	0.00	0.00	19,533.04	48,181.49	0.00
			-26,000.00	26,000.00	7,500.00	0.00	26,000.00	0.00				
11:00	500,000.00	475,500.00	7,500.00	0.00	0.00	17,000.00	500,000.00	0.00	0.00	19,533.04	44,274.88	0.00
			-24,500.00	24,500.00	7,500.00	0.00	24,500.00	0.00				
12:00	500,000.00	472,500.00	7,500.00	0.00	0.00	20,000.00	500,000.00	0.00	0.00	19,533.04	52,088.10	0.00
			-27,500.00	27,500.00	7,500.00	0.00	27,500.00	0.00				
13:00	500,000.00	469,500.00	7,500.00	0.00	0.00	23,000.00	500,000.00	0.00	0.00	19,533.04	59,901.31	0.00
			-30,500.00	30,500.00	7,500.00	0.00	30,500.00	0.00				
14:00	500,000.00	465,000.00	7,500.00	0.00	0.00	27,500.00	500,000.00	0.00	0.00	19,533.04	71,621.13	0.00
			-35,000.00	35,000.00	7,500.00	0.00	35,000.00	0.00				
15:00	500,000.00	491,500.00	7,500.00	0.00	0.00	1,000.00	500,000.00	0.00	0.00	19,533.04	2,604.40	0.00
			-8,500.00	8,500.00	7,500.00	0.00	8,500.00	0.00				
16:00	500,000.00	490,000.00	7,500.00	0.00	0.00	2,500.00	500,000.00	0.00	0.00	19,533.04	6,511.01	0.00
			-10,000.00	10,000.00	7,500.00	0.00	10,000.00	0.00				
17:00	500,000.00	490,000.00	7,500.00	0.00	0.00	2,500.00	500,000.00	0.00	0.00	19,533.04	6,511.01	0.00
			-10,000.00	10,000.00	7,500.00	0.00	10,000.00	0.00				
18:00	500,000.00	491,500.00	7,500.00	0.00	0.00	1,000.00	500,000.00	0.00	0.00	19,533.04	2,604.40	0.00
			-8,500.00	8,500.00	7,500.00	0.00	8,500.00	0.00				
19:00	500,000.00	490,000.00	7,500.00	0.00	0.00	2,500.00	500,000.00	0.00	0.00	19,533.04	6,511.01	0.00
			-10,000.00	10,000.00	7,500.00	0.00	10,000.00	0.00				
20:00	500,000.00	491,500.00	7,500.00	0.00	0.00	1,000.00	500,000.00	0.00	0.00	19,533.04	2,604.40	0.00
			-8,500.00	8,500.00	7,500.00	0.00	8,500.00	0.00				
21:00	500,000.00	488,500.00	7,500.00	0.00	0.00	4,000.00	500,000.00	0.00	0.00	19,533.04	10,417.62	0.00
			-11,500.00	11,500.00	7,500.00	0.00	11,500.00	0.00				
22:00	500,000.00	490,000.00	7,500.00	0.00	0.00	2,500.00	500,000.00	0.00	0.00	19,533.04	6,511.01	0.00
			-10,000.00	10,000.00	7,500.00	0.00	10,000.00	0.00				
23:00	500,000.00	491,500.00	7,500.00	0.00	0.00	1,000.00	500,000.00	0.00	0.00	19,533.04	2,604.40	0.00
			-8,500.00	8,500.00	7,500.00	0.00	8,500.00	0.00				
0:00	500,000.00	497,500.00	7,500.00	0.00	0.00	0.00	500,000.00	0.00	0.00	6,511.01	0.00	0.00
<b>Summary for the Day</b>			-2,500.00	2,500.00	2,500.00	0.00	2,500.00	0.00	0.00			
27-Apr-02	<b>12,000,000.00</b>	<b>11,485,000.00</b>	<b>180,000.00</b>	<b>0.00</b>	<b>0.00</b>	<b>340,000.00</b>	<b>500,000.00</b>	<b>0.00</b>	<b>0.00</b>	<b>455,770.85</b>	<b>885,497.66</b>	<b>0.00</b>
			<b>-515,000.00</b>	<b>515,000.00</b>	<b>175,000.00</b>	<b>0.00</b>	<b>80,000.00</b>	<b>0.00</b>				

**Imbalance calculations ( Inclusive of BackUp) - 1 Hour Intervals**

(Non - Firm Service)

**Billing Period: April 26, 2002 - May 26, 2002**

Time	Loads, kWh (without TL )		Load Limits Act - Sch	Over Under	Credit Debit	Imbalance No Credit	Max Sched Max Under	Credited Imbalance Net Imbalance Capacity	Energy Charge, PhP / kWh			Additional Capacity Charge PhP
	Scheduled	Actual	kWh			kW			Credit	Debit	Imbalance	
1:00	500,000.00	491,500.00	7,500.00	0.00	0.00	1,000.00	500,000.00	0.00	0.00	19,533.04	2,604.40	0.00
			-8,500.00	8,500.00	7,500.00	0.00	8,500.00	0.00				
2:00	500,000.00	490,000.00	7,500.00	0.00	0.00	2,500.00	500,000.00	0.00	0.00	19,533.04	6,511.01	0.00
			-10,000.00	10,000.00	7,500.00	0.00	10,000.00	0.00				
3:00	500,000.00	490,000.00	7,500.00	0.00	0.00	2,500.00	500,000.00	0.00	0.00	19,533.04	6,511.01	0.00
			-10,000.00	10,000.00	7,500.00	0.00	10,000.00	0.00				
4:00	500,000.00	491,500.00	7,500.00	0.00	0.00	1,000.00	500,000.00	0.00	0.00	19,533.04	2,604.40	0.00
			-8,500.00	8,500.00	7,500.00	0.00	8,500.00	0.00				
5:00	400,000.00	409,500.00	6,000.00	9,500.00	6,000.00	0.00	400,000.00	0.00	15,626.43	0.00	0.00	0.00
			9,500.00	0.00	0.00	3,500.00	0.00	0.00				
6:00	400,000.00	396,000.00	6,000.00	0.00	0.00	0.00	400,000.00	0.00	0.00	10,417.62	0.00	0.00
			-4,000.00	4,000.00	4,000.00	0.00	4,000.00	0.00				
7:00	400,000.00	396,000.00	6,000.00	0.00	0.00	0.00	400,000.00	0.00	0.00	10,417.62	0.00	0.00
			-4,000.00	4,000.00	4,000.00	0.00	4,000.00	0.00				
8:00	400,000.00	394,500.00	6,000.00	0.00	0.00	0.00	400,000.00	0.00	0.00	14,324.23	0.00	0.00
			-5,500.00	5,500.00	5,500.00	0.00	5,500.00	0.00				
9:00	500,000.00	384,000.00	7,500.00	0.00	0.00	108,500.00	500,000.00	0.00	0.00	19,533.04	282,577.93	0.00
			-116,000.00	116,000.00	7,500.00	0.00	116,000.00	0.00				
10:00	500,000.00	511,500.00	7,500.00	11,500.00	7,500.00	0.00	500,000.00	0.00	19,533.04	0.00	0.00	0.00
			11,500.00	0.00	0.00	4,000.00	0.00	0.00				
11:00	500,000.00	531,000.00	7,500.00	31,000.00	7,500.00	0.00	500,000.00	0.00	19,533.04	0.00	0.00	0.00
			31,000.00	0.00	0.00	23,500.00	0.00	0.00				
12:00	580,000.00	487,500.00	8,700.00	0.00	0.00	83,800.00	580,000.00	0.00	0.00	22,658.32	218,249.13	0.00
			-92,500.00	92,500.00	8,700.00	0.00	92,500.00	0.00				
13:00	580,000.00	547,500.00	8,700.00	0.00	0.00	23,800.00	580,000.00	0.00	0.00	22,658.32	61,984.84	0.00
			-32,500.00	32,500.00	8,700.00	0.00	32,500.00	0.00				
14:00	665,000.00	619,500.00	9,975.00	0.00	0.00	35,525.00	665,000.00	0.00	0.00	25,978.94	92,521.48	0.00
			-45,500.00	45,500.00	9,975.00	0.00	45,500.00	0.00				
15:00	750,000.00	715,500.00	11,250.00	0.00	0.00	23,250.00	750,000.00	0.00	0.00	29,299.55	60,552.41	0.00
			-34,500.00	34,500.00	11,250.00	0.00	34,500.00	0.00				
16:00	750,000.00	732,000.00	11,250.00	0.00	0.00	6,750.00	750,000.00	0.00	0.00	29,299.55	17,579.73	0.00
			-18,000.00	18,000.00	11,250.00	0.00	18,000.00	0.00				
17:00	750,000.00	741,000.00	11,250.00	0.00	0.00	0.00	750,000.00	0.00	0.00	23,439.64	0.00	0.00
			-9,000.00	9,000.00	9,000.00	0.00	9,000.00	0.00				
18:00	750,000.00	741,000.00	11,250.00	0.00	0.00	0.00	750,000.00	0.00	0.00	23,439.64	0.00	0.00
			-9,000.00	9,000.00	9,000.00	0.00	9,000.00	0.00				
19:00	750,000.00	736,500.00	11,250.00	0.00	0.00	2,250.00	750,000.00	0.00	0.00	29,299.55	5,859.91	0.00
			-13,500.00	13,500.00	11,250.00	0.00	13,500.00	0.00				
20:00	706,000.00	709,500.00	10,590.00	3,500.00	3,500.00	0.00	706,000.00	0.00	9,115.42	0.00	0.00	0.00
			3,500.00	0.00	0.00	0.00	0.00	0.00				
21:00	749,000.00	729,000.00	11,235.00	0.00	0.00	8,765.00	749,000.00	0.00	0.00	29,260.49	22,827.61	0.00
			-20,000.00	20,000.00	11,235.00	0.00	20,000.00	0.00				
22:00	665,000.00	670,500.00	9,975.00	5,500.00	5,500.00	0.00	665,000.00	0.00	14,324.23	0.00	0.00	0.00
			5,500.00	0.00	0.00	0.00	0.00	0.00				
23:00	665,000.00	660,000.00	9,975.00	0.00	0.00	0.00	665,000.00	0.00	0.00	13,022.02	0.00	0.00
			-5,000.00	5,000.00	5,000.00	0.00	5,000.00	0.00				
0:00	665,000.00	664,500.00	9,975.00	0.00	0.00	0.00	665,000.00	0.00	0.00	1,302.20	0.00	0.00
Summary for the Day			-500.00	500.00	500.00	0.00	500.00	0.00				
28-Apr-02	<b>14,125,000.00</b>	<b>13,739,500.00</b>	<b>211,875.00</b>	<b>61,000.00</b>	<b>30,000.00</b>	<b>299,640.00</b>	<b>750,000.00</b>	<b>0.00</b>	<b>78,132.15</b>	<b>382,482.90</b>	<b>780,383.88</b>	<b>0.00</b>
			<b>-385,500.00</b>	<b>446,500.00</b>	<b>146,860.00</b>	<b>31,000.00</b>	<b>116,000.00</b>	<b>0.00</b>				

**Imbalance calculations ( Inclusive of BackUp) - 1 Hour Intervals**

(Non - Firm Service)

**Billing Period: April 26, 2002 - May 26, 2002**

Time	Loads, kWh (without TL )		Load Limits Act - Sch	Over Under	Credit Debit	Imbalance No Credit	Max Sched Max Under	Credited Imbalance Net Imbalance Capacity	Energy Charge, PhP / kWh			Additional Capacity Charge PhP
	Scheduled	Actual	kWh			kW			Credit	Debit	Imbalance	
1:00	500,000.00	528,000.00	7,500.00	28,000.00	7,500.00	0.00	500,000.00	0.00	19,533.04	0.00	0.00	0.00
			28,000.00	0.00	0.00	20,500.00	0.00	0.00				
2:00	500,000.00	493,500.00	7,500.00	0.00	0.00	0.00	500,000.00	0.00	0.00	16,928.63	0.00	0.00
			-6,500.00	6,500.00	6,500.00	0.00	6,500.00	0.00				
3:00	500,000.00	493,500.00	7,500.00	0.00	0.00	0.00	500,000.00	0.00	0.00	16,928.63	0.00	0.00
			-6,500.00	6,500.00	6,500.00	0.00	6,500.00	0.00				
4:00	500,000.00	492,000.00	7,500.00	0.00	0.00	500.00	500,000.00	0.00	0.00	19,533.04	1,302.20	0.00
			-8,000.00	8,000.00	7,500.00	0.00	8,000.00	0.00				
5:00	500,000.00	493,500.00	7,500.00	0.00	0.00	0.00	500,000.00	0.00	0.00	16,928.63	0.00	0.00
			-6,500.00	6,500.00	6,500.00	0.00	6,500.00	0.00				
6:00	500,000.00	495,000.00	7,500.00	0.00	0.00	0.00	500,000.00	0.00	0.00	13,022.02	0.00	0.00
			-5,000.00	5,000.00	5,000.00	0.00	5,000.00	0.00				
7:00	500,000.00	490,500.00	7,500.00	0.00	0.00	2,000.00	500,000.00	0.00	0.00	19,533.04	5,208.81	0.00
			-9,500.00	9,500.00	7,500.00	0.00	9,500.00	0.00				
8:00	500,000.00	493,500.00	7,500.00	0.00	0.00	0.00	500,000.00	0.00	0.00	16,928.63	0.00	0.00
			-6,500.00	6,500.00	6,500.00	0.00	6,500.00	0.00				
9:00	500,000.00	495,000.00	7,500.00	0.00	0.00	0.00	500,000.00	0.00	0.00	13,022.02	0.00	0.00
			-5,000.00	5,000.00	5,000.00	0.00	5,000.00	0.00				
10:00	500,000.00	493,500.00	7,500.00	0.00	0.00	0.00	500,000.00	0.00	0.00	16,928.63	0.00	0.00
			-6,500.00	6,500.00	6,500.00	0.00	6,500.00	0.00				
11:00	500,000.00	492,000.00	7,500.00	0.00	0.00	500.00	500,000.00	0.00	0.00	19,533.04	1,302.20	0.00
			-8,000.00	8,000.00	7,500.00	0.00	8,000.00	0.00				
12:00	500,000.00	493,500.00	7,500.00	0.00	0.00	0.00	500,000.00	0.00	0.00	16,928.63	0.00	0.00
			-6,500.00	6,500.00	6,500.00	0.00	6,500.00	0.00				
13:00	330,000.00	397,500.00	4,950.00	67,500.00	4,950.00	0.00	330,000.00	0.00	12,891.80	0.00	0.00	0.00
			67,500.00	0.00	0.00	62,550.00	0.00	0.00				
14:00	330,000.00	325,500.00	4,950.00	0.00	0.00	0.00	330,000.00	0.00	0.00	11,719.82	0.00	0.00
			-4,500.00	4,500.00	4,500.00	0.00	4,500.00	0.00				
15:00	330,000.00	327,000.00	4,950.00	0.00	0.00	0.00	330,000.00	0.00	0.00	7,813.21	0.00	0.00
			-3,000.00	3,000.00	3,000.00	0.00	3,000.00	0.00				
16:00	330,000.00	327,000.00	4,950.00	0.00	0.00	0.00	330,000.00	0.00	0.00	7,813.21	0.00	0.00
			-3,000.00	3,000.00	3,000.00	0.00	3,000.00	0.00				
17:00	330,000.00	327,000.00	4,950.00	0.00	0.00	0.00	330,000.00	0.00	0.00	7,813.21	0.00	0.00
			-3,000.00	3,000.00	3,000.00	0.00	3,000.00	0.00				
18:00	330,000.00	328,500.00	4,950.00	0.00	0.00	0.00	330,000.00	0.00	0.00	3,906.61	0.00	0.00
			-1,500.00	1,500.00	1,500.00	0.00	1,500.00	0.00				
19:00	330,000.00	325,500.00	4,950.00	0.00	0.00	0.00	330,000.00	0.00	0.00	11,719.82	0.00	0.00
			-4,500.00	4,500.00	4,500.00	0.00	4,500.00	0.00				
20:00	330,000.00	327,000.00	4,950.00	0.00	0.00	0.00	330,000.00	0.00	0.00	7,813.21	0.00	0.00
			-3,000.00	3,000.00	3,000.00	0.00	3,000.00	0.00				
21:00	330,000.00	328,500.00	4,950.00	0.00	0.00	0.00	330,000.00	0.00	0.00	3,906.61	0.00	0.00
			-1,500.00	1,500.00	1,500.00	0.00	1,500.00	0.00				
22:00	330,000.00	325,500.00	4,950.00	0.00	0.00	0.00	330,000.00	0.00	0.00	11,719.82	0.00	0.00
			-4,500.00	4,500.00	4,500.00	0.00	4,500.00	0.00				
23:00	330,000.00	328,500.00	4,950.00	0.00	0.00	0.00	330,000.00	0.00	0.00	3,906.61	0.00	0.00
			-1,500.00	1,500.00	1,500.00	0.00	1,500.00	0.00				
0:00	330,000.00	327,000.00	4,950.00	0.00	0.00	0.00	330,000.00	0.00	0.00	7,813.21	0.00	0.00
			-3,000.00	3,000.00	3,000.00	0.00	3,000.00	0.00				
<b>Summary for the Day</b>												
29-Apr-02	<b>9,960,000.00</b>	<b>9,948,000.00</b>	<b>149,400.00</b>	<b>95,500.00</b>	<b>12,450.00</b>	<b>3,000.00</b>	<b>500,000.00</b>	<b>0.00</b>	<b>32,424.84</b>	<b>272,160.31</b>	<b>7,813.21</b>	<b>0.00</b>
			<b>-12,000.00</b>	<b>107,500.00</b>	<b>104,500.00</b>	<b>83,050.00</b>	<b>9,500.00</b>	<b>0.00</b>				

**Imbalance calculations ( Inclusive of BackUp) - 1 Hour Intervals**

(Non - Firm Service)

**Billing Period: April 26, 2002 - May 26, 2002**

Time	Loads, kWh (without TL )		Load Limits Act - Sch	Over Under	Credit Debit	Imbalance No Credit	Max Sched Max Under	Credited Imbalance Net Imbalance Capacity	Energy Charge, PhP / kWh			Additional Capacity Charge PhP
	Scheduled	Actual	kWh			kW			Credit	Debit	Imbalance	
1:00	400,000.00	366,000.00	6,000.00	0.00	0.00	28,000.00	400,000.00	0.00	0.00	15,626.43	72,923.34	0.00
			-34,000.00	34,000.00	6,000.00	0.00	34,000.00	0.00				
2:00	400,000.00	396,000.00	6,000.00	0.00	0.00	0.00	400,000.00	0.00	0.00	10,417.62	0.00	0.00
			-4,000.00	4,000.00	4,000.00	0.00	4,000.00	0.00				
3:00	400,000.00	396,000.00	6,000.00	0.00	0.00	0.00	400,000.00	0.00	0.00	10,417.62	0.00	0.00
			-4,000.00	4,000.00	4,000.00	0.00	4,000.00	0.00				
4:00	400,000.00	397,500.00	6,000.00	0.00	0.00	0.00	400,000.00	0.00	0.00	6,511.01	0.00	0.00
			-2,500.00	2,500.00	2,500.00	0.00	2,500.00	0.00				
5:00	400,000.00	397,500.00	6,000.00	0.00	0.00	0.00	400,000.00	0.00	0.00	6,511.01	0.00	0.00
			-2,500.00	2,500.00	2,500.00	0.00	2,500.00	0.00				
6:00	400,000.00	394,500.00	6,000.00	0.00	0.00	0.00	400,000.00	0.00	0.00	14,324.23	0.00	0.00
			-5,500.00	5,500.00	5,500.00	0.00	5,500.00	0.00				
7:00	400,000.00	397,500.00	6,000.00	0.00	0.00	0.00	400,000.00	0.00	0.00	6,511.01	0.00	0.00
			-2,500.00	2,500.00	2,500.00	0.00	2,500.00	0.00				
8:00	400,000.00	393,000.00	6,000.00	0.00	0.00	1,000.00	400,000.00	0.00	0.00	15,626.43	2,604.40	0.00
			-7,000.00	7,000.00	6,000.00	0.00	7,000.00	0.00				
9:00	400,000.00	390,000.00	6,000.00	0.00	0.00	4,000.00	400,000.00	0.00	0.00	15,626.43	10,417.62	0.00
			-10,000.00	10,000.00	6,000.00	0.00	10,000.00	0.00				
10:00	400,000.00	393,000.00	6,000.00	0.00	0.00	1,000.00	400,000.00	0.00	0.00	15,626.43	2,604.40	0.00
			-7,000.00	7,000.00	6,000.00	0.00	7,000.00	0.00				
11:00	400,000.00	384,000.00	6,000.00	0.00	0.00	10,000.00	400,000.00	0.00	0.00	15,626.43	26,044.05	0.00
			-16,000.00	16,000.00	6,000.00	0.00	16,000.00	0.00				
12:00	400,000.00	391,500.00	6,000.00	0.00	0.00	2,500.00	400,000.00	0.00	0.00	15,626.43	6,511.01	0.00
			-8,500.00	8,500.00	6,000.00	0.00	8,500.00	0.00				
13:00	400,000.00	394,500.00	6,000.00	0.00	0.00	0.00	400,000.00	0.00	0.00	14,324.23	0.00	0.00
			-5,500.00	5,500.00	5,500.00	0.00	5,500.00	0.00				
14:00	400,000.00	394,500.00	6,000.00	0.00	0.00	0.00	400,000.00	0.00	0.00	14,324.23	0.00	0.00
			-5,500.00	5,500.00	5,500.00	0.00	5,500.00	0.00				
15:00	400,000.00	393,000.00	6,000.00	0.00	0.00	1,000.00	400,000.00	0.00	0.00	15,626.43	2,604.40	0.00
			-7,000.00	7,000.00	6,000.00	0.00	7,000.00	0.00				
16:00	400,000.00	396,000.00	6,000.00	0.00	0.00	0.00	400,000.00	0.00	0.00	10,417.62	0.00	0.00
			-4,000.00	4,000.00	4,000.00	0.00	4,000.00	0.00				
17:00	400,000.00	399,000.00	6,000.00	0.00	0.00	0.00	400,000.00	0.00	0.00	2,604.40	0.00	0.00
			-1,000.00	1,000.00	1,000.00	0.00	1,000.00	0.00				
18:00	400,000.00	388,500.00	6,000.00	0.00	0.00	5,500.00	400,000.00	0.00	0.00	15,626.43	14,324.23	0.00
			-11,500.00	11,500.00	6,000.00	0.00	11,500.00	0.00				
19:00	400,000.00	394,500.00	6,000.00	0.00	0.00	0.00	400,000.00	0.00	0.00	14,324.23	0.00	0.00
			-5,500.00	5,500.00	5,500.00	0.00	5,500.00	0.00				
20:00	400,000.00	393,000.00	6,000.00	0.00	0.00	1,000.00	400,000.00	0.00	0.00	15,626.43	2,604.40	0.00
			-7,000.00	7,000.00	6,000.00	0.00	7,000.00	0.00				
21:00	400,000.00	390,000.00	6,000.00	0.00	0.00	4,000.00	400,000.00	0.00	0.00	15,626.43	10,417.62	0.00
			-10,000.00	10,000.00	6,000.00	0.00	10,000.00	0.00				
22:00	400,000.00	393,000.00	6,000.00	0.00	0.00	1,000.00	400,000.00	0.00	0.00	15,626.43	2,604.40	0.00
			-7,000.00	7,000.00	6,000.00	0.00	7,000.00	0.00				
23:00	400,000.00	390,000.00	6,000.00	0.00	0.00	4,000.00	400,000.00	0.00	0.00	15,626.43	10,417.62	0.00
			-10,000.00	10,000.00	6,000.00	0.00	10,000.00	0.00				
0:00	400,000.00	397,500.00	6,000.00	0.00	0.00	0.00	400,000.00	0.00	0.00	6,511.01	0.00	0.00
<b>Summary for the Day</b>			-2,500.00	2,500.00	2,500.00	0.00	2,500.00	0.00				
30-Apr-02	<b>9,600,000.00</b>	<b>9,420,000.00</b>	<b>144,000.00</b>	<b>0.00</b>	<b>0.00</b>	<b>63,000.00</b>	<b>400,000.00</b>	<b>0.00</b>	<b>0.00</b>	<b>304,715.37</b>	<b>164,077.51</b>	<b>0.00</b>
			<b>-180,000.00</b>	<b>180,000.00</b>	<b>117,000.00</b>	<b>0.00</b>	<b>34,000.00</b>	<b>0.00</b>				

**Imbalance calculations ( Inclusive of BackUp) - 1 Hour Intervals**

(Non - Firm Service)

**Billing Period: April 26, 2002 - May 26, 2002**

Time	Loads, kWh (without TL )		Load Limits Act - Sch	Over Under	Credit Debit	Imbalance No Credit	Max Sched Max Under	Credited Imbalance Net Imbalance Capacity	Energy Charge, PhP / kWh			Additional Capacity Charge PhP
	Scheduled	Actual	kWh			kW			Credit	Debit	Imbalance	
1:00	400,000.00	396,000.00	6,000.00	0.00	0.00	0.00	400,000.00	0.00	0.00	10,417.62	0.00	0.00
			-4,000.00	4,000.00	4,000.00	0.00	4,000.00	0.00				
2:00	400,000.00	396,000.00	6,000.00	0.00	0.00	0.00	400,000.00	0.00	0.00	10,417.62	0.00	0.00
			-4,000.00	4,000.00	4,000.00	0.00	4,000.00	0.00				
3:00	400,000.00	397,500.00	6,000.00	0.00	0.00	0.00	400,000.00	0.00	0.00	6,511.01	0.00	0.00
			-2,500.00	2,500.00	2,500.00	0.00	2,500.00	0.00				
4:00	400,000.00	397,500.00	6,000.00	0.00	0.00	0.00	400,000.00	0.00	0.00	6,511.01	0.00	0.00
			-2,500.00	2,500.00	2,500.00	0.00	2,500.00	0.00				
5:00	400,000.00	397,500.00	6,000.00	0.00	0.00	0.00	400,000.00	0.00	0.00	6,511.01	0.00	0.00
			-2,500.00	2,500.00	2,500.00	0.00	2,500.00	0.00				
6:00	400,000.00	396,000.00	6,000.00	0.00	0.00	0.00	400,000.00	0.00	0.00	10,417.62	0.00	0.00
			-4,000.00	4,000.00	4,000.00	0.00	4,000.00	0.00				
7:00	400,000.00	396,000.00	6,000.00	0.00	0.00	0.00	400,000.00	0.00	0.00	10,417.62	0.00	0.00
			-4,000.00	4,000.00	4,000.00	0.00	4,000.00	0.00				
8:00	400,000.00	397,500.00	6,000.00	0.00	0.00	0.00	400,000.00	0.00	0.00	6,511.01	0.00	0.00
			-2,500.00	2,500.00	2,500.00	0.00	2,500.00	0.00				
9:00	400,000.00	397,500.00	6,000.00	0.00	0.00	0.00	400,000.00	0.00	0.00	6,511.01	0.00	0.00
			-2,500.00	2,500.00	2,500.00	0.00	2,500.00	0.00				
10:00	400,000.00	396,000.00	6,000.00	0.00	0.00	0.00	400,000.00	0.00	0.00	10,417.62	0.00	0.00
			-4,000.00	4,000.00	4,000.00	0.00	4,000.00	0.00				
11:00	400,000.00	397,500.00	6,000.00	0.00	0.00	0.00	400,000.00	0.00	0.00	6,511.01	0.00	0.00
			-2,500.00	2,500.00	2,500.00	0.00	2,500.00	0.00				
12:00	400,000.00	399,000.00	6,000.00	0.00	0.00	0.00	400,000.00	0.00	0.00	2,604.40	0.00	0.00
			-1,000.00	1,000.00	1,000.00	0.00	1,000.00	0.00				
13:00	400,000.00	396,000.00	6,000.00	0.00	0.00	0.00	400,000.00	0.00	0.00	10,417.62	0.00	0.00
			-4,000.00	4,000.00	4,000.00	0.00	4,000.00	0.00				
14:00	400,000.00	396,000.00	6,000.00	0.00	0.00	0.00	400,000.00	0.00	0.00	10,417.62	0.00	0.00
			-4,000.00	4,000.00	4,000.00	0.00	4,000.00	0.00				
15:00	400,000.00	394,500.00	6,000.00	0.00	0.00	0.00	400,000.00	0.00	0.00	14,324.23	0.00	0.00
			-5,500.00	5,500.00	5,500.00	0.00	5,500.00	0.00				
16:00	400,000.00	391,500.00	6,000.00	0.00	0.00	2,500.00	400,000.00	0.00	0.00	15,626.43	6,511.01	0.00
			-8,500.00	8,500.00	6,000.00	0.00	8,500.00	0.00				
17:00	400,000.00	391,500.00	6,000.00	0.00	0.00	2,500.00	400,000.00	0.00	0.00	15,626.43	6,511.01	0.00
			-8,500.00	8,500.00	6,000.00	0.00	8,500.00	0.00				
18:00	400,000.00	393,000.00	6,000.00	0.00	0.00	1,000.00	400,000.00	0.00	0.00	15,626.43	2,604.40	0.00
			-7,000.00	7,000.00	6,000.00	0.00	7,000.00	0.00				
19:00	400,000.00	391,500.00	6,000.00	0.00	0.00	2,500.00	400,000.00	0.00	0.00	15,626.43	6,511.01	0.00
			-8,500.00	8,500.00	6,000.00	0.00	8,500.00	0.00				
20:00	400,000.00	391,500.00	6,000.00	0.00	0.00	2,500.00	400,000.00	0.00	0.00	15,626.43	6,511.01	0.00
			-8,500.00	8,500.00	6,000.00	0.00	8,500.00	0.00				
21:00	400,000.00	393,000.00	6,000.00	0.00	0.00	1,000.00	400,000.00	0.00	0.00	15,626.43	2,604.40	0.00
			-7,000.00	7,000.00	6,000.00	0.00	7,000.00	0.00				
22:00	400,000.00	391,500.00	6,000.00	0.00	0.00	2,500.00	400,000.00	0.00	0.00	15,626.43	6,511.01	0.00
			-8,500.00	8,500.00	6,000.00	0.00	8,500.00	0.00				
23:00	500,000.00	748,000.00	7,500.00	248,000.00	7,500.00	0.00	500,000.00	0.00	19,533.04	0.00	0.00	0.00
			248,000.00	0.00	0.00	240,500.00	0.00	0.00				
0:00	500,000.00	812,500.00	7,500.00	312,500.00	7,500.00	0.00	500,000.00	0.00	19,533.04	0.00	0.00	0.00
Summary for the Day			312,500.00	0.00	0.00	305,000.00	0.00	0.00				
1-May-02	<b>9,800,000.00</b>	<b>10,254,500.00</b>	<b>147,000.00</b>	<b>560,500.00</b>	<b>15,000.00</b>	<b>14,500.00</b>	<b>500,000.00</b>	<b>0.00</b>	<b>39,066.07</b>	<b>238,303.05</b>	<b>37,763.87</b>	<b>0.00</b>
			<b>454,500.00</b>	<b>106,000.00</b>	<b>91,500.00</b>	<b>545,500.00</b>	<b>8,500.00</b>	<b>0.00</b>				

**Imbalance calculations ( Inclusive of BackUp) - 1 Hour Intervals**

(Non - Firm Service)

**Billing Period: April 26, 2002 - May 26, 2002**

Time	Loads, kWh (without TL )		Load Limits Act - Sch	Over Under	Credit Debit	Imbalance No Credit	Max Sched Max Under	Credited Imbalance Net Imbalance Capacity	Energy Charge, PhP / kWh			Additional Capacity Charge PhP
	Scheduled	Actual	kWh			kW			Credit	Debit	Imbalance	
1:00	500,000.00	817,000.00	7,500.00	317,000.00	7,500.00	0.00	500,000.00	0.00	19,533.04	0.00	0.00	0.00
			317,000.00	0.00	0.00	309,500.00	0.00	0.00				
2:00	500,000.00	697,000.00	7,500.00	197,000.00	7,500.00	0.00	500,000.00	0.00	19,533.04	0.00	0.00	0.00
			197,000.00	0.00	0.00	189,500.00	0.00	0.00				
3:00	500,000.00	584,500.00	7,500.00	84,500.00	7,500.00	0.00	500,000.00	0.00	19,533.04	0.00	0.00	0.00
			84,500.00	0.00	0.00	77,000.00	0.00	0.00				
4:00	500,000.00	499,500.00	7,500.00	0.00	0.00	0.00	500,000.00	0.00	0.00	1,302.20	0.00	0.00
			-500.00	500.00	500.00	0.00	500.00	0.00				
5:00	500,000.00	499,500.00	7,500.00	0.00	0.00	0.00	500,000.00	0.00	0.00	1,302.20	0.00	0.00
			-500.00	500.00	500.00	0.00	500.00	0.00				
6:00	500,000.00	496,500.00	7,500.00	0.00	0.00	0.00	500,000.00	0.00	0.00	9,115.42	0.00	0.00
			-3,500.00	3,500.00	3,500.00	0.00	3,500.00	0.00				
7:00	500,000.00	493,500.00	7,500.00	0.00	0.00	0.00	500,000.00	0.00	0.00	16,928.63	0.00	0.00
			-6,500.00	6,500.00	6,500.00	0.00	6,500.00	0.00				
8:00	500,000.00	493,500.00	7,500.00	0.00	0.00	0.00	500,000.00	0.00	0.00	16,928.63	0.00	0.00
			-6,500.00	6,500.00	6,500.00	0.00	6,500.00	0.00				
9:00	500,000.00	490,500.00	7,500.00	0.00	0.00	2,000.00	500,000.00	0.00	0.00	19,533.04	5,208.81	0.00
			-9,500.00	9,500.00	7,500.00	0.00	9,500.00	0.00				
10:00	500,000.00	490,500.00	7,500.00	0.00	0.00	2,000.00	500,000.00	0.00	0.00	19,533.04	5,208.81	0.00
			-9,500.00	9,500.00	7,500.00	0.00	9,500.00	0.00				
11:00	500,000.00	490,500.00	7,500.00	0.00	0.00	2,000.00	500,000.00	0.00	0.00	19,533.04	5,208.81	0.00
			-9,500.00	9,500.00	7,500.00	0.00	9,500.00	0.00				
12:00	500,000.00	484,500.00	7,500.00	0.00	0.00	8,000.00	500,000.00	0.00	0.00	19,533.04	20,835.24	0.00
			-15,500.00	15,500.00	7,500.00	0.00	15,500.00	0.00				
13:00	500,000.00	484,500.00	7,500.00	0.00	0.00	8,000.00	500,000.00	0.00	0.00	19,533.04	20,835.24	0.00
			-15,500.00	15,500.00	7,500.00	0.00	15,500.00	0.00				
14:00	500,000.00	480,000.00	7,500.00	0.00	0.00	12,500.00	500,000.00	0.00	0.00	19,533.04	32,555.06	0.00
			-20,000.00	20,000.00	7,500.00	0.00	20,000.00	0.00				
15:00	500,000.00	477,000.00	7,500.00	0.00	0.00	15,500.00	500,000.00	0.00	0.00	19,533.04	40,368.28	0.00
			-23,000.00	23,000.00	7,500.00	0.00	23,000.00	0.00				
16:00	500,000.00	477,000.00	7,500.00	0.00	0.00	15,500.00	500,000.00	0.00	0.00	19,533.04	40,368.28	0.00
			-23,000.00	23,000.00	7,500.00	0.00	23,000.00	0.00				
17:00	500,000.00	475,500.00	7,500.00	0.00	0.00	17,000.00	500,000.00	0.00	0.00	19,533.04	44,274.88	0.00
			-24,500.00	24,500.00	7,500.00	0.00	24,500.00	0.00				
18:00	500,000.00	475,500.00	7,500.00	0.00	0.00	17,000.00	500,000.00	0.00	0.00	19,533.04	44,274.88	0.00
			-24,500.00	24,500.00	7,500.00	0.00	24,500.00	0.00				
19:00	500,000.00	478,500.00	7,500.00	0.00	0.00	14,000.00	500,000.00	0.00	0.00	19,533.04	36,461.67	0.00
			-21,500.00	21,500.00	7,500.00	0.00	21,500.00	0.00				
20:00	500,000.00	486,000.00	7,500.00	0.00	0.00	6,500.00	500,000.00	0.00	0.00	19,533.04	16,928.63	0.00
			-14,000.00	14,000.00	7,500.00	0.00	14,000.00	0.00				
21:00	500,000.00	490,500.00	7,500.00	0.00	0.00	2,000.00	500,000.00	0.00	0.00	19,533.04	5,208.81	0.00
			-9,500.00	9,500.00	7,500.00	0.00	9,500.00	0.00				
22:00	500,000.00	492,000.00	7,500.00	0.00	0.00	500.00	500,000.00	0.00	0.00	19,533.04	1,302.20	0.00
			-8,000.00	8,000.00	7,500.00	0.00	8,000.00	0.00				
23:00	500,000.00	489,000.00	7,500.00	0.00	0.00	3,500.00	500,000.00	0.00	0.00	19,533.04	9,115.42	0.00
			-11,000.00	11,000.00	7,500.00	0.00	11,000.00	0.00				
0:00	500,000.00	492,000.00	7,500.00	0.00	0.00	500.00	500,000.00	0.00	0.00	19,533.04	1,302.20	0.00
Summary for the Day			-8,000.00	8,000.00	7,500.00	0.00	8,000.00	0.00				
2-May-02	<b>12,000,000.00</b>	<b>12,334,500.00</b>	<b>180,000.00</b>	<b>598,500.00</b>	<b>22,500.00</b>	<b>126,500.00</b>	<b>500,000.00</b>	<b>0.00</b>	<b>58,599.11</b>	<b>358,105.67</b>	<b>329,457.22</b>	<b>0.00</b>
			<b>334,500.00</b>	<b>264,000.00</b>	<b>137,500.00</b>	<b>576,000.00</b>	<b>24,500.00</b>	<b>0.00</b>				

**Imbalance calculations ( Inclusive of BackUp) - 1 Hour Intervals**

(Non - Firm Service)

**Billing Period: April 26, 2002 - May 26, 2002**

Time	Loads, kWh (without TL )		Load Limits Act - Sch	Over Under	Credit Debit	Imbalance No Credit	Max Sched Max Under	Credited Imbalance Net Imbalance Capacity	Energy Charge, PhP / kWh			Additional Capacity Charge PhP
	Scheduled	Actual	kWh			kW			Credit	Debit	Imbalance	
1:00	500,000.00	492,000.00	7,500.00	0.00	0.00	500.00	500,000.00	0.00	0.00	19,533.04	1,302.20	0.00
			-8,000.00	8,000.00	7,500.00	0.00	8,000.00	0.00				
2:00	500,000.00	490,500.00	7,500.00	0.00	0.00	2,000.00	500,000.00	0.00	0.00	19,533.04	5,208.81	0.00
			-9,500.00	9,500.00	7,500.00	0.00	9,500.00	0.00				
3:00	330,000.00	382,500.00	4,950.00	52,500.00	4,950.00	0.00	330,000.00	0.00	12,891.80	0.00	0.00	0.00
			52,500.00	0.00	0.00	47,550.00	0.00	0.00				
4:00	330,000.00	322,500.00	4,950.00	0.00	0.00	2,550.00	330,000.00	0.00	0.00	12,891.80	6,641.23	0.00
			-7,500.00	7,500.00	4,950.00	0.00	7,500.00	0.00				
5:00	330,000.00	324,000.00	4,950.00	0.00	0.00	1,050.00	330,000.00	0.00	0.00	12,891.80	2,734.63	0.00
			-6,000.00	6,000.00	4,950.00	0.00	6,000.00	0.00				
6:00	330,000.00	321,000.00	4,950.00	0.00	0.00	4,050.00	330,000.00	0.00	0.00	12,891.80	10,547.84	0.00
			-9,000.00	9,000.00	4,950.00	0.00	9,000.00	0.00				
7:00	330,000.00	324,000.00	4,950.00	0.00	0.00	1,050.00	330,000.00	0.00	0.00	12,891.80	2,734.63	0.00
			-6,000.00	6,000.00	4,950.00	0.00	6,000.00	0.00				
8:00	500,000.00	393,000.00	7,500.00	0.00	0.00	99,500.00	500,000.00	0.00	0.00	19,533.04	259,138.29	0.00
			-107,000.00	107,000.00	7,500.00	0.00	107,000.00	0.00				
9:00	500,000.00	484,500.00	7,500.00	0.00	0.00	8,000.00	500,000.00	0.00	0.00	19,533.04	20,835.24	0.00
			-15,500.00	15,500.00	7,500.00	0.00	15,500.00	0.00				
10:00	500,000.00	498,000.00	7,500.00	0.00	0.00	0.00	500,000.00	0.00	0.00	5,208.81	0.00	0.00
			-2,000.00	2,000.00	2,000.00	0.00	2,000.00	0.00				
11:00	580,000.00	553,500.00	8,700.00	0.00	0.00	17,800.00	580,000.00	0.00	0.00	22,658.32	46,358.41	0.00
			-26,500.00	26,500.00	8,700.00	0.00	26,500.00	0.00				
12:00	580,000.00	564,000.00	8,700.00	0.00	0.00	7,300.00	580,000.00	0.00	0.00	22,658.32	19,012.16	0.00
			-16,000.00	16,000.00	8,700.00	0.00	16,000.00	0.00				
13:00	665,000.00	589,500.00	9,975.00	0.00	0.00	65,525.00	665,000.00	0.00	0.00	25,978.94	170,653.63	0.00
			-75,500.00	75,500.00	9,975.00	0.00	75,500.00	0.00				
14:00	750,000.00	694,500.00	11,250.00	0.00	0.00	44,250.00	750,000.00	0.00	0.00	29,299.55	115,244.92	0.00
			-55,500.00	55,500.00	11,250.00	0.00	55,500.00	0.00				
15:00	750,000.00	706,500.00	11,250.00	0.00	0.00	32,250.00	750,000.00	0.00	0.00	29,299.55	83,992.06	0.00
			-43,500.00	43,500.00	11,250.00	0.00	43,500.00	0.00				
16:00	750,000.00	747,500.00	11,250.00	0.00	0.00	0.00	750,000.00	0.00	0.00	6,511.01	0.00	0.00
			-2,500.00	2,500.00	2,500.00	0.00	2,500.00	0.00				
17:00	750,000.00	724,500.00	11,250.00	0.00	0.00	14,250.00	750,000.00	0.00	0.00	29,299.55	37,112.77	0.00
			-25,500.00	25,500.00	11,250.00	0.00	25,500.00	0.00				
18:00	665,000.00	673,500.00	9,975.00	8,500.00	8,500.00	0.00	665,000.00	0.00	22,137.44	0.00	0.00	0.00
			8,500.00	0.00	0.00	0.00	0.00	0.00				
19:00	665,000.00	654,000.00	9,975.00	0.00	0.00	1,025.00	665,000.00	0.00	0.00	25,978.94	2,669.52	0.00
			-11,000.00	11,000.00	9,975.00	0.00	11,000.00	0.00				
20:00	665,000.00	657,000.00	9,975.00	0.00	0.00	0.00	665,000.00	0.00	0.00	20,835.24	0.00	0.00
			-8,000.00	8,000.00	8,000.00	0.00	8,000.00	0.00				
21:00	665,000.00	654,000.00	9,975.00	0.00	0.00	1,025.00	665,000.00	0.00	0.00	25,978.94	2,669.52	0.00
			-11,000.00	11,000.00	9,975.00	0.00	11,000.00	0.00				
22:00	665,000.00	654,000.00	9,975.00	0.00	0.00	1,025.00	665,000.00	0.00	0.00	25,978.94	2,669.52	0.00
			-11,000.00	11,000.00	9,975.00	0.00	11,000.00	0.00				
23:00	665,000.00	651,000.00	9,975.00	0.00	0.00	4,025.00	665,000.00	0.00	0.00	25,978.94	10,482.73	0.00
			-14,000.00	14,000.00	9,975.00	0.00	14,000.00	0.00				
0:00	665,000.00	652,500.00	9,975.00	0.00	0.00	2,525.00	665,000.00	0.00	0.00	25,978.94	6,576.12	0.00
<b>Summary for the Day</b>			-12,500.00	12,500.00	9,975.00	0.00	12,500.00	0.00				
3-May-02	<b>13,630,000.00</b>	<b>13,208,000.00</b>	<b>204,450.00</b>	<b>61,000.00</b>	<b>13,450.00</b>	<b>309,700.00</b>	<b>750,000.00</b>	<b>0.00</b>	<b>35,029.25</b>	<b>451,343.37</b>	<b>806,584.19</b>	<b>0.00</b>
			<b>-422,000.00</b>	<b>483,000.00</b>	<b>173,300.00</b>	<b>47,550.00</b>	<b>107,000.00</b>	<b>0.00</b>				

**Imbalance calculations ( Inclusive of BackUp) - 1 Hour Intervals**

(Non - Firm Service)

**Billing Period: April 26, 2002 - May 26, 2002**

Time	Loads, kWh (without TL )		Load Limits Act - Sch	Over Under	Credit Debit	Imbalance No Credit	Max Sched Max Under	Credited Imbalance Net Imbalance Capacity	Energy Charge, PhP / kWh			Additional Capacity Charge PhP
	Scheduled	Actual	kWh			kW			Credit	Debit	Imbalance	
1:00	665,000.00	654,000.00	9,975.00	0.00	0.00	1,025.00	665,000.00	0.00	0.00	25,978.94	2,669.52	0.00
			-11,000.00	11,000.00	9,975.00	0.00	11,000.00	0.00				
2:00	665,000.00	655,500.00	9,975.00	0.00	0.00	0.00	665,000.00	0.00	0.00	24,741.85	0.00	0.00
			-9,500.00	9,500.00	9,500.00	0.00	9,500.00	0.00				
3:00	665,000.00	654,000.00	9,975.00	0.00	0.00	1,025.00	665,000.00	0.00	0.00	25,978.94	2,669.52	0.00
			-11,000.00	11,000.00	9,975.00	0.00	11,000.00	0.00				
4:00	665,000.00	658,500.00	9,975.00	0.00	0.00	0.00	665,000.00	0.00	0.00	16,928.63	0.00	0.00
			-6,500.00	6,500.00	6,500.00	0.00	6,500.00	0.00				
5:00	665,000.00	654,000.00	9,975.00	0.00	0.00	1,025.00	665,000.00	0.00	0.00	25,978.94	2,669.52	0.00
			-11,000.00	11,000.00	9,975.00	0.00	11,000.00	0.00				
6:00	665,000.00	655,500.00	9,975.00	0.00	0.00	0.00	665,000.00	0.00	0.00	24,741.85	0.00	0.00
			-9,500.00	9,500.00	9,500.00	0.00	9,500.00	0.00				
7:00	665,000.00	652,500.00	9,975.00	0.00	0.00	2,525.00	665,000.00	0.00	0.00	25,978.94	6,576.12	0.00
			-12,500.00	12,500.00	9,975.00	0.00	12,500.00	0.00				
8:00	665,000.00	646,500.00	9,975.00	0.00	0.00	8,525.00	665,000.00	0.00	0.00	25,978.94	22,202.55	0.00
			-18,500.00	18,500.00	9,975.00	0.00	18,500.00	0.00				
9:00	750,000.00	705,000.00	11,250.00	0.00	0.00	33,750.00	750,000.00	0.00	0.00	29,299.55	87,898.66	0.00
			-45,000.00	45,000.00	11,250.00	0.00	45,000.00	0.00				
10:00	750,000.00	726,000.00	11,250.00	0.00	0.00	12,750.00	750,000.00	0.00	0.00	29,299.55	33,206.16	0.00
			-24,000.00	24,000.00	11,250.00	0.00	24,000.00	0.00				
11:00	750,000.00	723,000.00	11,250.00	0.00	0.00	15,750.00	750,000.00	0.00	0.00	29,299.55	41,019.38	0.00
			-27,000.00	27,000.00	11,250.00	0.00	27,000.00	0.00				
12:00	750,000.00	715,500.00	11,250.00	0.00	0.00	23,250.00	750,000.00	0.00	0.00	29,299.55	60,552.41	0.00
			-34,500.00	34,500.00	11,250.00	0.00	34,500.00	0.00				
13:00	750,000.00	714,000.00	11,250.00	0.00	0.00	24,750.00	750,000.00	0.00	0.00	29,299.55	64,459.02	0.00
			-36,000.00	36,000.00	11,250.00	0.00	36,000.00	0.00				
14:00	750,000.00	714,000.00	11,250.00	0.00	0.00	24,750.00	750,000.00	0.00	0.00	29,299.55	64,459.02	0.00
			-36,000.00	36,000.00	11,250.00	0.00	36,000.00	0.00				
15:00	665,000.00	669,000.00	9,975.00	4,000.00	4,000.00	0.00	665,000.00	0.00	10,417.62	0.00	0.00	0.00
			4,000.00	0.00	0.00	0.00	0.00	0.00				
16:00	665,000.00	654,000.00	9,975.00	0.00	0.00	1,025.00	665,000.00	0.00	0.00	25,978.94	2,669.52	0.00
			-11,000.00	11,000.00	9,975.00	0.00	11,000.00	0.00				
17:00	665,000.00	655,500.00	9,975.00	0.00	0.00	0.00	665,000.00	0.00	0.00	24,741.85	0.00	0.00
			-9,500.00	9,500.00	9,500.00	0.00	9,500.00	0.00				
18:00	665,000.00	660,000.00	9,975.00	0.00	0.00	0.00	665,000.00	0.00	0.00	13,022.02	0.00	0.00
			-5,000.00	5,000.00	5,000.00	0.00	5,000.00	0.00				
19:00	750,000.00	709,500.00	11,250.00	0.00	0.00	29,250.00	750,000.00	0.00	0.00	29,299.55	76,178.84	0.00
			-40,500.00	40,500.00	11,250.00	0.00	40,500.00	0.00				
20:00	750,000.00	736,500.00	11,250.00	0.00	0.00	2,250.00	750,000.00	0.00	0.00	29,299.55	5,859.91	0.00
			-13,500.00	13,500.00	11,250.00	0.00	13,500.00	0.00				
21:00	750,000.00	738,000.00	11,250.00	0.00	0.00	750.00	750,000.00	0.00	0.00	29,299.55	1,953.30	0.00
			-12,000.00	12,000.00	11,250.00	0.00	12,000.00	0.00				
22:00	750,000.00	738,000.00	11,250.00	0.00	0.00	750.00	750,000.00	0.00	0.00	29,299.55	1,953.30	0.00
			-12,000.00	12,000.00	11,250.00	0.00	12,000.00	0.00				
23:00	750,000.00	739,500.00	11,250.00	0.00	0.00	0.00	750,000.00	0.00	0.00	27,346.25	0.00	0.00
			-10,500.00	10,500.00	10,500.00	0.00	10,500.00	0.00				
0:00	750,000.00	739,500.00	11,250.00	0.00	0.00	0.00	750,000.00	0.00	0.00	27,346.25	0.00	0.00
Summary for the Day			-10,500.00	10,500.00	10,500.00	0.00	10,500.00	0.00				
4-May-02	<b>16,980,000.00</b>	<b>16,567,500.00</b>	<b>254,700.00</b>	<b>4,000.00</b>	<b>4,000.00</b>	<b>183,150.00</b>	<b>750,000.00</b>	<b>0.00</b>	<b>10,417.62</b>	<b>607,737.88</b>	<b>476,996.75</b>	<b>0.00</b>
			<b>-412,500.00</b>	<b>416,500.00</b>	<b>233,350.00</b>	<b>0.00</b>	<b>45,000.00</b>	<b>0.00</b>				

**Imbalance calculations ( Inclusive of BackUp) - 1 Hour Intervals**

(Non - Firm Service)

**Billing Period: April 26, 2002 - May 26, 2002**

Time	Loads, kWh (without TL )		Load Limits Act - Sch	Over Under	Credit Debit	Imbalance No Credit	Max Sched Max Under	Credited Imbalance Net Imbalance Capacity	Energy Charge, PhP / kWh			Additional Capacity Charge PhP
	Scheduled	Actual	kWh			kW			Credit	Debit	Imbalance	
1:00	750,000.00	739,500.00	11,250.00	0.00	0.00	0.00	750,000.00	0.00	0.00	27,346.25	0.00	0.00
			-10,500.00	10,500.00	10,500.00	0.00	10,500.00	0.00				
2:00	750,000.00	739,500.00	11,250.00	0.00	0.00	0.00	750,000.00	0.00	0.00	27,346.25	0.00	0.00
			-10,500.00	10,500.00	10,500.00	0.00	10,500.00	0.00				
3:00	750,000.00	741,000.00	11,250.00	0.00	0.00	0.00	750,000.00	0.00	0.00	23,439.64	0.00	0.00
			-9,000.00	9,000.00	9,000.00	0.00	9,000.00	0.00				
4:00	750,000.00	741,000.00	11,250.00	0.00	0.00	0.00	750,000.00	0.00	0.00	23,439.64	0.00	0.00
			-9,000.00	9,000.00	9,000.00	0.00	9,000.00	0.00				
5:00	580,000.00	621,000.00	8,700.00	41,000.00	8,700.00	0.00	580,000.00	0.00	22,658.32	0.00	0.00	0.00
			41,000.00	0.00	0.00	32,300.00	0.00	0.00				
6:00	580,000.00	573,000.00	8,700.00	0.00	0.00	0.00	580,000.00	0.00	0.00	18,230.83	0.00	0.00
			-7,000.00	7,000.00	7,000.00	0.00	7,000.00	0.00				
7:00	580,000.00	574,500.00	8,700.00	0.00	0.00	0.00	580,000.00	0.00	0.00	14,324.23	0.00	0.00
			-5,500.00	5,500.00	5,500.00	0.00	5,500.00	0.00				
8:00	580,000.00	570,000.00	8,700.00	0.00	0.00	1,300.00	580,000.00	0.00	0.00	22,658.32	3,385.73	0.00
			-10,000.00	10,000.00	8,700.00	0.00	10,000.00	0.00				
9:00	665,000.00	619,500.00	9,975.00	0.00	0.00	35,525.00	665,000.00	0.00	0.00	25,978.94	92,521.48	0.00
			-45,500.00	45,500.00	9,975.00	0.00	45,500.00	0.00				
10:00	665,000.00	652,500.00	9,975.00	0.00	0.00	2,525.00	665,000.00	0.00	0.00	25,978.94	6,576.12	0.00
			-12,500.00	12,500.00	9,975.00	0.00	12,500.00	0.00				
11:00	665,000.00	654,000.00	9,975.00	0.00	0.00	1,025.00	665,000.00	0.00	0.00	25,978.94	2,669.52	0.00
			-11,000.00	11,000.00	9,975.00	0.00	11,000.00	0.00				
12:00	665,000.00	657,000.00	9,975.00	0.00	0.00	0.00	665,000.00	0.00	0.00	20,835.24	0.00	0.00
			-8,000.00	8,000.00	8,000.00	0.00	8,000.00	0.00				
13:00	750,000.00	696,000.00	11,250.00	0.00	0.00	42,750.00	750,000.00	0.00	0.00	29,299.55	111,338.31	0.00
			-54,000.00	54,000.00	11,250.00	0.00	54,000.00	0.00				
14:00	750,000.00	720,000.00	11,250.00	0.00	0.00	18,750.00	750,000.00	0.00	0.00	29,299.55	48,832.59	0.00
			-30,000.00	30,000.00	11,250.00	0.00	30,000.00	0.00				
15:00	750,000.00	715,500.00	11,250.00	0.00	0.00	23,250.00	750,000.00	0.00	0.00	29,299.55	60,552.41	0.00
			-34,500.00	34,500.00	11,250.00	0.00	34,500.00	0.00				
16:00	750,000.00	724,500.00	11,250.00	0.00	0.00	14,250.00	750,000.00	0.00	0.00	29,299.55	37,112.77	0.00
			-25,500.00	25,500.00	11,250.00	0.00	25,500.00	0.00				
17:00	750,000.00	726,000.00	11,250.00	0.00	0.00	12,750.00	750,000.00	0.00	0.00	29,299.55	33,206.16	0.00
			-24,000.00	24,000.00	11,250.00	0.00	24,000.00	0.00				
18:00	750,000.00	732,000.00	11,250.00	0.00	0.00	6,750.00	750,000.00	0.00	0.00	29,299.55	17,579.73	0.00
			-18,000.00	18,000.00	11,250.00	0.00	18,000.00	0.00				
19:00	750,000.00	735,000.00	11,250.00	0.00	0.00	3,750.00	750,000.00	0.00	0.00	29,299.55	9,766.52	0.00
			-15,000.00	15,000.00	11,250.00	0.00	15,000.00	0.00				
20:00	750,000.00	736,500.00	11,250.00	0.00	0.00	2,250.00	750,000.00	0.00	0.00	29,299.55	5,859.91	0.00
			-13,500.00	13,500.00	11,250.00	0.00	13,500.00	0.00				
21:00	750,000.00	738,000.00	11,250.00	0.00	0.00	750.00	750,000.00	0.00	0.00	29,299.55	1,953.30	0.00
			-12,000.00	12,000.00	11,250.00	0.00	12,000.00	0.00				
22:00	750,000.00	739,500.00	11,250.00	0.00	0.00	0.00	750,000.00	0.00	0.00	27,346.25	0.00	0.00
			-10,500.00	10,500.00	10,500.00	0.00	10,500.00	0.00				
23:00	750,000.00	742,500.00	11,250.00	0.00	0.00	0.00	750,000.00	0.00	0.00	19,533.04	0.00	0.00
			-7,500.00	7,500.00	7,500.00	0.00	7,500.00	0.00				
0:00	750,000.00	738,000.00	11,250.00	0.00	0.00	750.00	750,000.00	0.00	0.00	29,299.55	1,953.30	0.00
Summary for the Day			-12,000.00	12,000.00	11,250.00	0.00	12,000.00	0.00				
5-May-02	<b>16,980,000.00</b>	<b>16,626,000.00</b>	<b>254,700.00</b>	<b>41,000.00</b>	<b>8,700.00</b>	<b>166,375.00</b>	<b>750,000.00</b>	<b>0.00</b>	<b>22,658.32</b>	<b>595,432.07</b>	<b>433,307.86</b>	<b>0.00</b>
			<b>-354,000.00</b>	<b>395,000.00</b>	<b>228,625.00</b>	<b>32,300.00</b>	<b>54,000.00</b>	<b>0.00</b>				

**Imbalance calculations ( Inclusive of BackUp) - 1 Hour Intervals**

(Non - Firm Service)

**Billing Period: April 26, 2002 - May 26, 2002**

Time	Loads, kWh (without TL )		Load Limits Act - Sch	Over Under	Credit Debit	Imbalance No Credit	Max Sched Max Under	Credited Imbalance Net Imbalance Capacity	Energy Charge, PhP / kWh			Additional Capacity Charge PhP
	Scheduled	Actual	kWh			kW			Credit	Debit	Imbalance	
1:00	665,000.00	675,000.00	9,975.00	10,000.00	9,975.00	0.00	665,000.00	0.00	25,978.94	0.00	0.00	0.00
			10,000.00	0.00	0.00	25.00	0.00	0.00				
2:00	665,000.00	654,000.00	9,975.00	0.00	0.00	1,025.00	665,000.00	0.00	0.00	25,978.94	2,669.52	0.00
			-11,000.00	11,000.00	9,975.00	0.00	11,000.00	0.00				
3:00	665,000.00	657,000.00	9,975.00	0.00	0.00	0.00	665,000.00	0.00	0.00	20,835.24	0.00	0.00
			-8,000.00	8,000.00	8,000.00	0.00	8,000.00	0.00				
4:00	665,000.00	657,000.00	9,975.00	0.00	0.00	0.00	665,000.00	0.00	0.00	20,835.24	0.00	0.00
			-8,000.00	8,000.00	8,000.00	0.00	8,000.00	0.00				
5:00	665,000.00	657,000.00	9,975.00	0.00	0.00	0.00	665,000.00	0.00	0.00	20,835.24	0.00	0.00
			-8,000.00	8,000.00	8,000.00	0.00	8,000.00	0.00				
6:00	665,000.00	657,000.00	9,975.00	0.00	0.00	0.00	665,000.00	0.00	0.00	20,835.24	0.00	0.00
			-8,000.00	8,000.00	8,000.00	0.00	8,000.00	0.00				
7:00	665,000.00	657,000.00	9,975.00	0.00	0.00	0.00	665,000.00	0.00	0.00	20,835.24	0.00	0.00
			-8,000.00	8,000.00	8,000.00	0.00	8,000.00	0.00				
8:00	665,000.00	652,500.00	9,975.00	0.00	0.00	2,525.00	665,000.00	0.00	0.00	25,978.94	6,576.12	0.00
			-12,500.00	12,500.00	9,975.00	0.00	12,500.00	0.00				
9:00	750,000.00	715,500.00	11,250.00	0.00	0.00	23,250.00	750,000.00	0.00	0.00	29,299.55	60,552.41	0.00
			-34,500.00	34,500.00	11,250.00	0.00	34,500.00	0.00				
10:00	750,000.00	732,000.00	11,250.00	0.00	0.00	6,750.00	750,000.00	0.00	0.00	29,299.55	17,579.73	0.00
			-18,000.00	18,000.00	11,250.00	0.00	18,000.00	0.00				
11:00	750,000.00	727,500.00	11,250.00	0.00	0.00	11,250.00	750,000.00	0.00	0.00	29,299.55	29,299.55	0.00
			-22,500.00	22,500.00	11,250.00	0.00	22,500.00	0.00				
12:00	750,000.00	727,500.00	11,250.00	0.00	0.00	11,250.00	750,000.00	0.00	0.00	29,299.55	29,299.55	0.00
			-22,500.00	22,500.00	11,250.00	0.00	22,500.00	0.00				
13:00	750,000.00	727,500.00	11,250.00	0.00	0.00	11,250.00	750,000.00	0.00	0.00	29,299.55	29,299.55	0.00
			-22,500.00	22,500.00	11,250.00	0.00	22,500.00	0.00				
14:00	750,000.00	721,500.00	11,250.00	0.00	0.00	17,250.00	750,000.00	0.00	0.00	29,299.55	44,925.98	0.00
			-28,500.00	28,500.00	11,250.00	0.00	28,500.00	0.00				
15:00	665,000.00	669,000.00	9,975.00	4,000.00	4,000.00	0.00	665,000.00	0.00	10,417.62	0.00	0.00	0.00
			4,000.00	0.00	0.00	0.00	0.00	0.00				
16:00	665,000.00	654,000.00	9,975.00	0.00	0.00	1,025.00	665,000.00	0.00	0.00	25,978.94	2,669.52	0.00
			-11,000.00	11,000.00	9,975.00	0.00	11,000.00	0.00				
17:00	665,000.00	657,000.00	9,975.00	0.00	0.00	0.00	665,000.00	0.00	0.00	20,835.24	0.00	0.00
			-8,000.00	8,000.00	8,000.00	0.00	8,000.00	0.00				
18:00	665,000.00	658,500.00	9,975.00	0.00	0.00	0.00	665,000.00	0.00	0.00	16,928.63	0.00	0.00
			-6,500.00	6,500.00	6,500.00	0.00	6,500.00	0.00				
19:00	750,000.00	715,500.00	11,250.00	0.00	0.00	23,250.00	750,000.00	0.00	0.00	29,299.55	60,552.41	0.00
			-34,500.00	34,500.00	11,250.00	0.00	34,500.00	0.00				
20:00	750,000.00	732,000.00	11,250.00	0.00	0.00	6,750.00	750,000.00	0.00	0.00	29,299.55	17,579.73	0.00
			-18,000.00	18,000.00	11,250.00	0.00	18,000.00	0.00				
21:00	750,000.00	735,000.00	11,250.00	0.00	0.00	3,750.00	750,000.00	0.00	0.00	29,299.55	9,766.52	0.00
			-15,000.00	15,000.00	11,250.00	0.00	15,000.00	0.00				
22:00	750,000.00	738,000.00	11,250.00	0.00	0.00	750.00	750,000.00	0.00	0.00	29,299.55	1,953.30	0.00
			-12,000.00	12,000.00	11,250.00	0.00	12,000.00	0.00				
23:00	750,000.00	741,000.00	11,250.00	0.00	0.00	0.00	750,000.00	0.00	0.00	23,439.64	0.00	0.00
			-9,000.00	9,000.00	9,000.00	0.00	9,000.00	0.00				
0:00	750,000.00	741,000.00	11,250.00	0.00	0.00	0.00	750,000.00	0.00	0.00	23,439.64	0.00	0.00
			-9,000.00	9,000.00	9,000.00	0.00	9,000.00	0.00				
<b>Summary for the Day</b>												
6-May-02	<b>16,980,000.00</b>	<b>16,659,000.00</b>	<b>254,700.00</b>	<b>14,000.00</b>	<b>13,975.00</b>	<b>120,075.00</b>	<b>750,000.00</b>	<b>0.00</b>	<b>36,396.56</b>	<b>559,751.72</b>	<b>312,723.92</b>	<b>0.00</b>
			<b>-321,000.00</b>	<b>335,000.00</b>	<b>214,925.00</b>	<b>25.00</b>	<b>34,500.00</b>	<b>0.00</b>				

**Imbalance calculations ( Inclusive of BackUp) - 1 Hour Intervals**

(Non - Firm Service)

**Billing Period: April 26, 2002 - May 26, 2002**

Time	Loads, kWh (without TL )		Load Limits Act - Sch	Over Under	Credit Debit	Imbalance No Credit	Max Sched Max Under	Credited Imbalance Net Imbalance Capacity	Energy Charge, PhP / kWh			Additional Capacity Charge PhP
	Scheduled	Actual	kWh			kW			Credit	Debit	Imbalance	
1:00	750,000.00	742,500.00	11,250.00	0.00	0.00	0.00	750,000.00	0.00	0.00	19,533.04	0.00	0.00
			-7,500.00	7,500.00	7,500.00	0.00	7,500.00	0.00	0.00			
2:00	750,000.00	745,500.00	11,250.00	0.00	0.00	0.00	750,000.00	0.00	0.00	11,719.82	0.00	0.00
			-4,500.00	4,500.00	4,500.00	0.00	4,500.00	0.00	0.00			
3:00	750,000.00	744,000.00	11,250.00	0.00	0.00	0.00	750,000.00	0.00	0.00	15,626.43	0.00	0.00
			-6,000.00	6,000.00	6,000.00	0.00	6,000.00	0.00	0.00			
4:00	750,000.00	744,000.00	11,250.00	0.00	0.00	0.00	750,000.00	0.00	0.00	15,626.43	0.00	0.00
			-6,000.00	6,000.00	6,000.00	0.00	6,000.00	0.00	0.00			
5:00	750,000.00	745,500.00	11,250.00	0.00	0.00	0.00	750,000.00	0.00	0.00	11,719.82	0.00	0.00
			-4,500.00	4,500.00	4,500.00	0.00	4,500.00	0.00	0.00			
6:00	750,000.00	742,500.00	11,250.00	0.00	0.00	0.00	750,000.00	0.00	0.00	19,533.04	0.00	0.00
			-7,500.00	7,500.00	7,500.00	0.00	7,500.00	0.00	0.00			
7:00	750,000.00	742,500.00	11,250.00	0.00	0.00	0.00	750,000.00	0.00	0.00	19,533.04	0.00	0.00
			-7,500.00	7,500.00	7,500.00	0.00	7,500.00	0.00	0.00			
8:00	750,000.00	739,500.00	11,250.00	0.00	0.00	0.00	750,000.00	0.00	0.00	27,346.25	0.00	0.00
			-10,500.00	10,500.00	10,500.00	0.00	10,500.00	0.00	0.00			
9:00	750,000.00	735,000.00	11,250.00	0.00	0.00	3,750.00	750,000.00	0.00	0.00	29,299.55	9,766.52	0.00
			-15,000.00	15,000.00	11,250.00	0.00	15,000.00	0.00	0.00			
10:00	750,000.00	729,000.00	11,250.00	0.00	0.00	9,750.00	750,000.00	0.00	0.00	29,299.55	25,392.95	0.00
			-21,000.00	21,000.00	11,250.00	0.00	21,000.00	0.00	0.00			
11:00	750,000.00	724,500.00	11,250.00	0.00	0.00	14,250.00	750,000.00	0.00	0.00	29,299.55	37,112.77	0.00
			-25,500.00	25,500.00	11,250.00	0.00	25,500.00	0.00	0.00			
12:00	750,000.00	723,000.00	11,250.00	0.00	0.00	15,750.00	750,000.00	0.00	0.00	29,299.55	41,019.38	0.00
			-27,000.00	27,000.00	11,250.00	0.00	27,000.00	0.00	0.00			
13:00	750,000.00	720,000.00	11,250.00	0.00	0.00	18,750.00	750,000.00	0.00	0.00	29,299.55	48,832.59	0.00
			-30,000.00	30,000.00	11,250.00	0.00	30,000.00	0.00	0.00			
14:00	750,000.00	712,500.00	11,250.00	0.00	0.00	26,250.00	750,000.00	0.00	0.00	29,299.55	68,365.63	0.00
			-37,500.00	37,500.00	11,250.00	0.00	37,500.00	0.00	0.00			
15:00	750,000.00	720,000.00	11,250.00	0.00	0.00	18,750.00	750,000.00	0.00	0.00	29,299.55	48,832.59	0.00
			-30,000.00	30,000.00	11,250.00	0.00	30,000.00	0.00	0.00			
16:00	750,000.00	723,000.00	11,250.00	0.00	0.00	15,750.00	750,000.00	0.00	0.00	29,299.55	41,019.38	0.00
			-27,000.00	27,000.00	11,250.00	0.00	27,000.00	0.00	0.00			
17:00	750,000.00	727,500.00	11,250.00	0.00	0.00	11,250.00	750,000.00	0.00	0.00	29,299.55	29,299.55	0.00
			-22,500.00	22,500.00	11,250.00	0.00	22,500.00	0.00	0.00			
18:00	750,000.00	732,000.00	11,250.00	0.00	0.00	6,750.00	750,000.00	0.00	0.00	29,299.55	17,579.73	0.00
			-18,000.00	18,000.00	11,250.00	0.00	18,000.00	0.00	0.00			
19:00	750,000.00	729,000.00	11,250.00	0.00	0.00	9,750.00	750,000.00	0.00	0.00	29,299.55	25,392.95	0.00
			-21,000.00	21,000.00	11,250.00	0.00	21,000.00	0.00	0.00			
20:00	750,000.00	733,500.00	11,250.00	0.00	0.00	5,250.00	750,000.00	0.00	0.00	29,299.55	13,673.13	0.00
			-16,500.00	16,500.00	11,250.00	0.00	16,500.00	0.00	0.00			
21:00	750,000.00	736,500.00	11,250.00	0.00	0.00	2,250.00	750,000.00	0.00	0.00	29,299.55	5,859.91	0.00
			-13,500.00	13,500.00	11,250.00	0.00	13,500.00	0.00	0.00			
22:00	700,000.00	697,500.00	10,500.00	0.00	0.00	0.00	700,000.00	0.00	0.00	6,511.01	0.00	0.00
			-2,500.00	2,500.00	2,500.00	0.00	2,500.00	0.00	0.00			
23:00	700,000.00	694,500.00	10,500.00	0.00	0.00	0.00	700,000.00	0.00	0.00	14,324.23	0.00	0.00
			-5,500.00	5,500.00	5,500.00	0.00	5,500.00	0.00	0.00			
0:00	700,000.00	693,000.00	10,500.00	0.00	0.00	0.00	700,000.00	0.00	0.00	18,230.83	0.00	0.00
			-7,000.00	7,000.00	7,000.00	0.00	7,000.00	0.00	0.00			
<b>Summary for the Day</b>												
7-May-02	<b>17,850,000.00</b>	<b>17,476,500.00</b>	<b>267,750.00</b>	<b>0.00</b>	<b>0.00</b>	<b>158,250.00</b>	<b>750,000.00</b>	<b>0.00</b>	<b>0.00</b>	<b>560,598.15</b>	<b>412,147.07</b>	<b>0.00</b>
			<b>-373,500.00</b>	<b>373,500.00</b>	<b>215,250.00</b>	<b>0.00</b>	<b>37,500.00</b>	<b>0.00</b>				

**Imbalance calculations ( Inclusive of BackUp) - 1 Hour Intervals**

(Non - Firm Service)

**Billing Period: April 26, 2002 - May 26, 2002**

Time	Loads, kWh (without TL )		Load Limits	Over	Credit	Imbalance	Max Sched	Credited Imbalance	Energy Charge, PhP / kWh			Additional Capacity Charge PhP
	Scheduled	Actual	Act - Sch	Under	Debit	No Credit	Max Under	Net Imbalance Capacity	Credit	Debit	Imbalance	
kWh												
kW												
1:00	600,000.00	619,500.00	9,000.00	19,500.00	9,000.00	0.00	600,000.00	0.00	23,439.64	0.00	0.00	0.00
			19,500.00	0.00	0.00	10,500.00	0.00	0.00				
2:00	600,000.00	591,000.00	9,000.00	0.00	0.00	0.00	600,000.00	0.00	0.00	23,439.64	0.00	0.00
			-9,000.00	9,000.00	9,000.00	0.00	9,000.00	0.00				
3:00	600,000.00	610,500.00	9,000.00	10,500.00	9,000.00	0.00	600,000.00	0.00	23,439.64	0.00	0.00	0.00
			10,500.00	0.00	0.00	1,500.00	0.00	0.00				
4:00	600,000.00	742,500.00	9,000.00	142,500.00	9,000.00	0.00	600,000.00	0.00	23,439.64	0.00	0.00	0.00
			142,500.00	0.00	0.00	133,500.00	0.00	0.00				
5:00	600,000.00	642,000.00	9,000.00	42,000.00	9,000.00	0.00	600,000.00	0.00	23,439.64	0.00	0.00	0.00
			42,000.00	0.00	0.00	33,000.00	0.00	0.00				
6:00	600,000.00	595,500.00	9,000.00	0.00	0.00	0.00	600,000.00	0.00	0.00	11,719.82	0.00	0.00
			-4,500.00	4,500.00	4,500.00	0.00	4,500.00	0.00				
7:00	600,000.00	591,000.00	9,000.00	0.00	0.00	0.00	600,000.00	0.00	0.00	23,439.64	0.00	0.00
			-9,000.00	9,000.00	9,000.00	0.00	9,000.00	0.00				
8:00	600,000.00	591,000.00	9,000.00	0.00	0.00	0.00	600,000.00	0.00	0.00	23,439.64	0.00	0.00
			-9,000.00	9,000.00	9,000.00	0.00	9,000.00	0.00				
9:00	600,000.00	568,500.00	9,000.00	0.00	0.00	22,500.00	600,000.00	0.00	0.00	23,439.64	58,599.11	0.00
			-31,500.00	31,500.00	9,000.00	0.00	31,500.00	0.00				
10:00	600,000.00	592,000.00	9,000.00	0.00	0.00	0.00	600,000.00	0.00	0.00	20,835.24	0.00	0.00
			-8,000.00	8,000.00	8,000.00	0.00	8,000.00	0.00				
11:00	600,000.00	587,500.00	9,000.00	0.00	0.00	3,500.00	600,000.00	0.00	0.00	23,439.64	9,115.42	0.00
			-12,500.00	12,500.00	9,000.00	0.00	12,500.00	0.00				
12:00	600,000.00	584,500.00	9,000.00	0.00	0.00	6,500.00	600,000.00	0.00	0.00	23,439.64	16,928.63	0.00
			-15,500.00	15,500.00	9,000.00	0.00	15,500.00	0.00				
13:00	600,000.00	581,500.00	9,000.00	0.00	0.00	9,500.00	600,000.00	0.00	0.00	23,439.64	24,741.85	0.00
			-18,500.00	18,500.00	9,000.00	0.00	18,500.00	0.00				
14:00	600,000.00	575,500.00	9,000.00	0.00	0.00	15,500.00	600,000.00	0.00	0.00	23,439.64	40,368.28	0.00
			-24,500.00	24,500.00	9,000.00	0.00	24,500.00	0.00				
15:00	600,000.00	572,500.00	9,000.00	0.00	0.00	18,500.00	600,000.00	0.00	0.00	23,439.64	48,181.49	0.00
			-27,500.00	27,500.00	9,000.00	0.00	27,500.00	0.00				
16:00	600,000.00	577,000.00	9,000.00	0.00	0.00	14,000.00	600,000.00	0.00	0.00	23,439.64	36,461.67	0.00
			-23,000.00	23,000.00	9,000.00	0.00	23,000.00	0.00				
17:00	600,000.00	578,500.00	9,000.00	0.00	0.00	12,500.00	600,000.00	0.00	0.00	23,439.64	32,555.06	0.00
			-21,500.00	21,500.00	9,000.00	0.00	21,500.00	0.00				
18:00	600,000.00	581,500.00	9,000.00	0.00	0.00	9,500.00	600,000.00	0.00	0.00	23,439.64	24,741.85	0.00
			-18,500.00	18,500.00	9,000.00	0.00	18,500.00	0.00				
19:00	600,000.00	586,000.00	9,000.00	0.00	0.00	5,000.00	600,000.00	0.00	0.00	23,439.64	13,022.02	0.00
			-14,000.00	14,000.00	9,000.00	0.00	14,000.00	0.00				
20:00	600,000.00	589,000.00	9,000.00	0.00	0.00	2,000.00	600,000.00	0.00	0.00	23,439.64	5,208.81	0.00
			-11,000.00	11,000.00	9,000.00	0.00	11,000.00	0.00				
21:00	600,000.00	587,500.00	9,000.00	0.00	0.00	3,500.00	600,000.00	0.00	0.00	23,439.64	9,115.42	0.00
			-12,500.00	12,500.00	9,000.00	0.00	12,500.00	0.00				
22:00	600,000.00	593,500.00	9,000.00	0.00	0.00	0.00	600,000.00	0.00	0.00	16,928.63	0.00	0.00
			-6,500.00	6,500.00	6,500.00	0.00	6,500.00	0.00				
23:00	600,000.00	592,000.00	9,000.00	0.00	0.00	0.00	600,000.00	0.00	0.00	20,835.24	0.00	0.00
			-8,000.00	8,000.00	8,000.00	0.00	8,000.00	0.00				
0:00	600,000.00	590,500.00	9,000.00	0.00	0.00	500.00	600,000.00	0.00	0.00	23,439.64	1,302.20	0.00
			-9,500.00	9,500.00	9,000.00	0.00	9,500.00	0.00				
<b>Summary for the Day</b>												
8-May-02	<b>14,400,000.00</b>	<b>14,320,500.00</b>	<b>216,000.00</b>	<b>214,500.00</b>	<b>36,000.00</b>	<b>123,000.00</b>	<b>600,000.00</b>	<b>0.00</b>	<b>93,758.58</b>	<b>445,353.23</b>	<b>320,341.80</b>	<b>0.00</b>
			<b>-79,500.00</b>	<b>294,000.00</b>	<b>171,000.00</b>	<b>178,500.00</b>	<b>31,500.00</b>	<b>0.00</b>				

**Imbalance calculations ( Inclusive of BackUp) - 1 Hour Intervals**

(Non - Firm Service)

**Billing Period: April 26, 2002 - May 26, 2002**

Time	Loads, kWh (without TL )		Load Limits Act - Sch	Over Under	Credit Debit	Imbalance No Credit	Max Sched Max Under	Credited Imbalance Net Imbalance Capacity	Energy Charge, PhP / kWh			Additional Capacity Charge PhP
	Scheduled	Actual	kWh			kW			Credit	Debit	Imbalance	
1:00	500,000.00	493,500.00	7,500.00	0.00	0.00	0.00	500,000.00	0.00	0.00	16,928.63	0.00	0.00
			-6,500.00	6,500.00	6,500.00	0.00	6,500.00	0.00				
2:00	500,000.00	490,500.00	7,500.00	0.00	0.00	2,000.00	500,000.00	0.00	0.00	19,533.04	5,208.81	0.00
			-9,500.00	9,500.00	7,500.00	0.00	9,500.00	0.00				
3:00	500,000.00	493,500.00	7,500.00	0.00	0.00	0.00	500,000.00	0.00	0.00	16,928.63	0.00	0.00
			-6,500.00	6,500.00	6,500.00	0.00	6,500.00	0.00				
4:00	500,000.00	492,000.00	7,500.00	0.00	0.00	500.00	500,000.00	0.00	0.00	19,533.04	1,302.20	0.00
			-8,000.00	8,000.00	7,500.00	0.00	8,000.00	0.00				
5:00	500,000.00	493,500.00	7,500.00	0.00	0.00	0.00	500,000.00	0.00	0.00	16,928.63	0.00	0.00
			-6,500.00	6,500.00	6,500.00	0.00	6,500.00	0.00				
6:00	500,000.00	493,500.00	7,500.00	0.00	0.00	0.00	500,000.00	0.00	0.00	16,928.63	0.00	0.00
			-6,500.00	6,500.00	6,500.00	0.00	6,500.00	0.00				
7:00	500,000.00	493,500.00	7,500.00	0.00	0.00	0.00	500,000.00	0.00	0.00	16,928.63	0.00	0.00
			-6,500.00	6,500.00	6,500.00	0.00	6,500.00	0.00				
8:00	500,000.00	490,500.00	7,500.00	0.00	0.00	2,000.00	500,000.00	0.00	0.00	19,533.04	5,208.81	0.00
			-9,500.00	9,500.00	7,500.00	0.00	9,500.00	0.00				
9:00	500,000.00	487,500.00	7,500.00	0.00	0.00	5,000.00	500,000.00	0.00	0.00	19,533.04	13,022.02	0.00
			-12,500.00	12,500.00	7,500.00	0.00	12,500.00	0.00				
10:00	500,000.00	487,500.00	7,500.00	0.00	0.00	5,000.00	500,000.00	0.00	0.00	19,533.04	13,022.02	0.00
			-12,500.00	12,500.00	7,500.00	0.00	12,500.00	0.00				
11:00	600,000.00	487,500.00	9,000.00	0.00	0.00	103,500.00	600,000.00	0.00	0.00	23,439.64	269,555.91	0.00
			-112,500.00	112,500.00	9,000.00	0.00	112,500.00	0.00				
12:00	600,000.00	484,500.00	9,000.00	0.00	0.00	106,500.00	600,000.00	0.00	0.00	23,439.64	277,369.12	0.00
			-115,500.00	115,500.00	9,000.00	0.00	115,500.00	0.00				
13:00	600,000.00	498,000.00	9,000.00	0.00	0.00	93,000.00	600,000.00	0.00	0.00	23,439.64	242,209.65	0.00
			-102,000.00	102,000.00	9,000.00	0.00	102,000.00	0.00				
14:00	600,000.00	562,500.00	9,000.00	0.00	0.00	28,500.00	600,000.00	0.00	0.00	23,439.64	74,225.54	0.00
			-37,500.00	37,500.00	9,000.00	0.00	37,500.00	0.00				
15:00	600,000.00	556,500.00	9,000.00	0.00	0.00	34,500.00	600,000.00	0.00	0.00	23,439.64	89,851.97	0.00
			-43,500.00	43,500.00	9,000.00	0.00	43,500.00	0.00				
16:00	600,000.00	558,000.00	9,000.00	0.00	0.00	33,000.00	600,000.00	0.00	0.00	23,439.64	85,945.36	0.00
			-42,000.00	42,000.00	9,000.00	0.00	42,000.00	0.00				
17:00	600,000.00	559,500.00	9,000.00	0.00	0.00	31,500.00	600,000.00	0.00	0.00	23,439.64	82,038.75	0.00
			-40,500.00	40,500.00	9,000.00	0.00	40,500.00	0.00				
18:00	600,000.00	558,000.00	9,000.00	0.00	0.00	33,000.00	600,000.00	0.00	0.00	23,439.64	85,945.36	0.00
			-42,000.00	42,000.00	9,000.00	0.00	42,000.00	0.00				
19:00	600,000.00	559,500.00	9,000.00	0.00	0.00	31,500.00	600,000.00	0.00	0.00	23,439.64	82,038.75	0.00
			-40,500.00	40,500.00	9,000.00	0.00	40,500.00	0.00				
20:00	600,000.00	564,000.00	9,000.00	0.00	0.00	27,000.00	600,000.00	0.00	0.00	23,439.64	70,318.93	0.00
			-36,000.00	36,000.00	9,000.00	0.00	36,000.00	0.00				
21:00	600,000.00	564,000.00	9,000.00	0.00	0.00	27,000.00	600,000.00	0.00	0.00	23,439.64	70,318.93	0.00
			-36,000.00	36,000.00	9,000.00	0.00	36,000.00	0.00				
22:00	600,000.00	586,500.00	9,000.00	0.00	0.00	4,500.00	600,000.00	0.00	0.00	23,439.64	11,719.82	0.00
			-13,500.00	13,500.00	9,000.00	0.00	13,500.00	0.00				
23:00	600,000.00	591,000.00	9,000.00	0.00	0.00	0.00	600,000.00	0.00	0.00	23,439.64	0.00	0.00
			-9,000.00	9,000.00	9,000.00	0.00	9,000.00	0.00				
0:00	600,000.00	592,500.00	9,000.00	0.00	0.00	0.00	600,000.00	0.00	0.00	19,533.04	0.00	0.00
<b>Summary for the Day</b>			<b>-7,500.00</b>	<b>7,500.00</b>	<b>7,500.00</b>	<b>0.00</b>	<b>7,500.00</b>	<b>0.00</b>				
9-May-02	<b>13,400,000.00</b>	<b>12,637,500.00</b>	<b>201,000.00</b>	<b>0.00</b>	<b>0.00</b>	<b>568,000.00</b>	<b>600,000.00</b>	<b>0.00</b>	<b>0.00</b>	<b>506,556.75</b>	<b>1,479,301.97</b>	<b>0.00</b>
			<b>-762,500.00</b>	<b>762,500.00</b>	<b>194,500.00</b>	<b>0.00</b>	<b>115,500.00</b>	<b>0.00</b>				

**Imbalance calculations ( Inclusive of BackUp) - 1 Hour Intervals**

(Non - Firm Service)

**Billing Period: April 26, 2002 - May 26, 2002**

Time	Loads, kWh (without TL )		Load Limits Act - Sch	Over Under	Credit Debit	Imbalance No Credit	Max Sched Max Under	Credited Imbalance Net Imbalance Capacity	Energy Charge, PhP / kWh			Additional Capacity Charge PhP
	Scheduled	Actual	kWh			kW			Credit	Debit	Imbalance	
1:00	600,000.00	580,500.00	9,000.00	0.00	0.00	10,500.00	600,000.00	0.00	0.00	23,439.64	27,346.25	0.00
			-19,500.00	19,500.00	9,000.00	0.00	19,500.00	0.00				
2:00	600,000.00	586,500.00	9,000.00	0.00	0.00	4,500.00	600,000.00	0.00	0.00	23,439.64	11,719.82	0.00
			-13,500.00	13,500.00	9,000.00	0.00	13,500.00	0.00				
3:00	600,000.00	585,000.00	9,000.00	0.00	0.00	6,000.00	600,000.00	0.00	0.00	23,439.64	15,626.43	0.00
			-15,000.00	15,000.00	9,000.00	0.00	15,000.00	0.00				
4:00	600,000.00	586,500.00	9,000.00	0.00	0.00	4,500.00	600,000.00	0.00	0.00	23,439.64	11,719.82	0.00
			-13,500.00	13,500.00	9,000.00	0.00	13,500.00	0.00				
5:00	600,000.00	585,000.00	9,000.00	0.00	0.00	6,000.00	600,000.00	0.00	0.00	23,439.64	15,626.43	0.00
			-15,000.00	15,000.00	9,000.00	0.00	15,000.00	0.00				
6:00	600,000.00	586,500.00	9,000.00	0.00	0.00	4,500.00	600,000.00	0.00	0.00	23,439.64	11,719.82	0.00
			-13,500.00	13,500.00	9,000.00	0.00	13,500.00	0.00				
7:00	600,000.00	586,500.00	9,000.00	0.00	0.00	4,500.00	600,000.00	0.00	0.00	23,439.64	11,719.82	0.00
			-13,500.00	13,500.00	9,000.00	0.00	13,500.00	0.00				
8:00	600,000.00	588,000.00	9,000.00	0.00	0.00	3,000.00	600,000.00	0.00	0.00	23,439.64	7,813.21	0.00
			-12,000.00	12,000.00	9,000.00	0.00	12,000.00	0.00				
9:00	738,000.00	712,500.00	11,070.00	0.00	0.00	14,430.00	738,000.00	0.00	0.00	28,830.76	37,581.56	0.00
			-25,500.00	25,500.00	11,070.00	0.00	25,500.00	0.00				
10:00	879,000.00	771,000.00	13,185.00	0.00	0.00	94,815.00	879,000.00	0.00	0.00	34,339.08	246,936.65	0.00
			-108,000.00	108,000.00	13,185.00	0.00	108,000.00	0.00				
11:00	730,000.00	754,500.00	10,950.00	24,500.00	10,950.00	0.00	730,000.00	0.00	28,518.23	0.00	0.00	0.00
			24,500.00	0.00	0.00	13,550.00	0.00	0.00				
12:00	730,000.00	721,500.00	10,950.00	0.00	0.00	0.00	730,000.00	0.00	0.00	22,137.44	0.00	0.00
			-8,500.00	8,500.00	8,500.00	0.00	8,500.00	0.00				
13:00	730,000.00	720,000.00	10,950.00	0.00	0.00	0.00	730,000.00	0.00	0.00	26,044.05	0.00	0.00
			-10,000.00	10,000.00	10,000.00	0.00	10,000.00	0.00				
14:00	730,000.00	721,500.00	10,950.00	0.00	0.00	0.00	730,000.00	0.00	0.00	22,137.44	0.00	0.00
			-8,500.00	8,500.00	8,500.00	0.00	8,500.00	0.00				
15:00	730,000.00	724,500.00	10,950.00	0.00	0.00	0.00	730,000.00	0.00	0.00	14,324.23	0.00	0.00
			-5,500.00	5,500.00	5,500.00	0.00	5,500.00	0.00				
16:00	730,000.00	709,500.00	10,950.00	0.00	0.00	9,550.00	730,000.00	0.00	0.00	28,518.23	24,872.07	0.00
			-20,500.00	20,500.00	10,950.00	0.00	20,500.00	0.00				
17:00	600,000.00	657,000.00	9,000.00	57,000.00	9,000.00	0.00	600,000.00	0.00	23,439.64	0.00	0.00	0.00
			57,000.00	0.00	0.00	48,000.00	0.00	0.00				
18:00	600,000.00	592,500.00	9,000.00	0.00	0.00	0.00	600,000.00	0.00	0.00	19,533.04	0.00	0.00
			-7,500.00	7,500.00	7,500.00	0.00	7,500.00	0.00				
19:00	600,000.00	592,500.00	9,000.00	0.00	0.00	0.00	600,000.00	0.00	0.00	19,533.04	0.00	0.00
			-7,500.00	7,500.00	7,500.00	0.00	7,500.00	0.00				
20:00	600,000.00	592,500.00	9,000.00	0.00	0.00	0.00	600,000.00	0.00	0.00	19,533.04	0.00	0.00
			-7,500.00	7,500.00	7,500.00	0.00	7,500.00	0.00				
21:00	600,000.00	592,500.00	9,000.00	0.00	0.00	0.00	600,000.00	0.00	0.00	19,533.04	0.00	0.00
			-7,500.00	7,500.00	7,500.00	0.00	7,500.00	0.00				
22:00	600,000.00	591,000.00	9,000.00	0.00	0.00	0.00	600,000.00	0.00	0.00	23,439.64	0.00	0.00
			-9,000.00	9,000.00	9,000.00	0.00	9,000.00	0.00				
23:00	600,000.00	592,500.00	9,000.00	0.00	0.00	0.00	600,000.00	0.00	0.00	19,533.04	0.00	0.00
			-7,500.00	7,500.00	7,500.00	0.00	7,500.00	0.00				
0:00	600,000.00	592,500.00	9,000.00	0.00	0.00	0.00	600,000.00	0.00	0.00	19,533.04	0.00	0.00
<b>Summary for the Day</b>												
10-May-02	<b>15,597,000.00</b>	<b>15,322,500.00</b>	<b>233,955.00</b>	<b>81,500.00</b>	<b>19,950.00</b>	<b>162,295.00</b>	<b>879,000.00</b>	<b>0.00</b>	<b>51,957.88</b>	<b>504,486.25</b>	<b>422,681.89</b>	<b>0.00</b>
			<b>-274,500.00</b>	<b>356,000.00</b>	<b>193,705.00</b>	<b>61,550.00</b>	<b>108,000.00</b>	<b>0.00</b>				

**Imbalance calculations ( Inclusive of BackUp) - 1 Hour Intervals**

(Non - Firm Service)

**Billing Period: April 26, 2002 - May 26, 2002**

Time	Loads, kWh (without TL )		Load Limits Act - Sch	Over Under	Credit Debit	Imbalance No Credit	Max Sched Max Under	Credited Imbalance Net Imbalance Capacity	Energy Charge, PhP / kWh			Additional Capacity Charge PhP
	Scheduled	Actual	kWh			kW			Credit	Debit	Imbalance	
1:00	600,000.00	594,000.00	9,000.00	0.00	0.00	0.00	600,000.00	0.00	0.00	15,626.43	0.00	0.00
			-6,000.00	6,000.00	6,000.00	0.00	6,000.00	0.00				
2:00	600,000.00	591,000.00	9,000.00	0.00	0.00	0.00	600,000.00	0.00	0.00	23,439.64	0.00	0.00
			-9,000.00	9,000.00	9,000.00	0.00	9,000.00	0.00				
3:00	600,000.00	594,000.00	9,000.00	0.00	0.00	0.00	600,000.00	0.00	0.00	15,626.43	0.00	0.00
			-6,000.00	6,000.00	6,000.00	0.00	6,000.00	0.00				
4:00	495,000.00	501,000.00	7,425.00	6,000.00	6,000.00	0.00	495,000.00	0.00	15,626.43	0.00	0.00	0.00
			6,000.00	0.00	0.00	0.00	0.00	0.00				
5:00	495,000.00	483,000.00	7,425.00	0.00	0.00	4,575.00	495,000.00	0.00	0.00	19,337.71	11,915.15	0.00
			-12,000.00	12,000.00	7,425.00	0.00	12,000.00	0.00				
6:00	495,000.00	484,500.00	7,425.00	0.00	0.00	3,075.00	495,000.00	0.00	0.00	19,337.71	8,008.55	0.00
			-10,500.00	10,500.00	7,425.00	0.00	10,500.00	0.00				
7:00	495,000.00	486,000.00	7,425.00	0.00	0.00	1,575.00	495,000.00	0.00	0.00	19,337.71	4,101.94	0.00
			-9,000.00	9,000.00	7,425.00	0.00	9,000.00	0.00				
8:00	600,000.00	544,500.00	9,000.00	0.00	0.00	46,500.00	600,000.00	0.00	0.00	23,439.64	121,104.83	0.00
			-55,500.00	55,500.00	9,000.00	0.00	55,500.00	0.00				
9:00	600,000.00	588,000.00	9,000.00	0.00	0.00	3,000.00	600,000.00	0.00	0.00	23,439.64	7,813.21	0.00
			-12,000.00	12,000.00	9,000.00	0.00	12,000.00	0.00				
10:00	600,000.00	586,500.00	9,000.00	0.00	0.00	4,500.00	600,000.00	0.00	0.00	23,439.64	11,719.82	0.00
			-13,500.00	13,500.00	9,000.00	0.00	13,500.00	0.00				
11:00	600,000.00	588,000.00	9,000.00	0.00	0.00	3,000.00	600,000.00	0.00	0.00	23,439.64	7,813.21	0.00
			-12,000.00	12,000.00	9,000.00	0.00	12,000.00	0.00				
12:00	600,000.00	586,500.00	9,000.00	0.00	0.00	4,500.00	600,000.00	0.00	0.00	23,439.64	11,719.82	0.00
			-13,500.00	13,500.00	9,000.00	0.00	13,500.00	0.00				
13:00	600,000.00	588,000.00	9,000.00	0.00	0.00	3,000.00	600,000.00	0.00	0.00	23,439.64	7,813.21	0.00
			-12,000.00	12,000.00	9,000.00	0.00	12,000.00	0.00				
14:00	600,000.00	589,500.00	9,000.00	0.00	0.00	1,500.00	600,000.00	0.00	0.00	23,439.64	3,906.61	0.00
			-10,500.00	10,500.00	9,000.00	0.00	10,500.00	0.00				
15:00	600,000.00	586,500.00	9,000.00	0.00	0.00	4,500.00	600,000.00	0.00	0.00	23,439.64	11,719.82	0.00
			-13,500.00	13,500.00	9,000.00	0.00	13,500.00	0.00				
16:00	600,000.00	588,000.00	9,000.00	0.00	0.00	3,000.00	600,000.00	0.00	0.00	23,439.64	7,813.21	0.00
			-12,000.00	12,000.00	9,000.00	0.00	12,000.00	0.00				
17:00	600,000.00	586,500.00	9,000.00	0.00	0.00	4,500.00	600,000.00	0.00	0.00	23,439.64	11,719.82	0.00
			-13,500.00	13,500.00	9,000.00	0.00	13,500.00	0.00				
18:00	600,000.00	592,500.00	9,000.00	0.00	0.00	0.00	600,000.00	0.00	0.00	19,533.04	0.00	0.00
			-7,500.00	7,500.00	7,500.00	0.00	7,500.00	0.00				
19:00	600,000.00	594,000.00	9,000.00	0.00	0.00	0.00	600,000.00	0.00	0.00	15,626.43	0.00	0.00
			-6,000.00	6,000.00	6,000.00	0.00	6,000.00	0.00				
20:00	600,000.00	589,500.00	9,000.00	0.00	0.00	1,500.00	600,000.00	0.00	0.00	23,439.64	3,906.61	0.00
			-10,500.00	10,500.00	9,000.00	0.00	10,500.00	0.00				
21:00	600,000.00	594,000.00	9,000.00	0.00	0.00	0.00	600,000.00	0.00	0.00	15,626.43	0.00	0.00
			-6,000.00	6,000.00	6,000.00	0.00	6,000.00	0.00				
22:00	600,000.00	591,000.00	9,000.00	0.00	0.00	0.00	600,000.00	0.00	0.00	23,439.64	0.00	0.00
			-9,000.00	9,000.00	9,000.00	0.00	9,000.00	0.00				
23:00	600,000.00	594,000.00	9,000.00	0.00	0.00	0.00	600,000.00	0.00	0.00	15,626.43	0.00	0.00
			-6,000.00	6,000.00	6,000.00	0.00	6,000.00	0.00				
0:00	600,000.00	592,500.00	9,000.00	0.00	0.00	0.00	600,000.00	0.00	0.00	19,533.04	0.00	0.00
Summary for the Day			-7,500.00	7,500.00	7,500.00	0.00	7,500.00	0.00				
11-May-02	<b>13,980,000.00</b>	<b>13,713,000.00</b>	<b>209,700.00</b>	<b>6,000.00</b>	<b>6,000.00</b>	<b>88,725.00</b>	<b>600,000.00</b>	<b>0.00</b>	<b>15,626.43</b>	<b>479,926.71</b>	<b>231,075.82</b>	<b>0.00</b>
			<b>-267,000.00</b>	<b>273,000.00</b>	<b>184,275.00</b>	<b>0.00</b>	<b>55,500.00</b>	<b>0.00</b>				

**Imbalance calculations ( Inclusive of BackUp) - 1 Hour Intervals**

(Non - Firm Service)

**Billing Period: April 26, 2002 - May 26, 2002**

Time	Loads, kWh (without TL )		Load Limits Act - Sch	Over Under	Credit Debit	Imbalance No Credit	Max Sched Max Under	Credited Imbalance Net Imbalance Capacity	Energy Charge, PhP / kWh			Additional Capacity Charge PhP
	Scheduled	Actual	kWh			kW			Credit	Debit	Imbalance	
1:00	500,000.00	514,500.00	7,500.00	14,500.00	7,500.00	0.00	500,000.00	0.00	19,533.04	0.00	0.00	0.00
			14,500.00	0.00	0.00	7,000.00	0.00	0.00				
2:00	500,000.00	493,500.00	7,500.00	0.00	0.00	0.00	500,000.00	0.00	0.00	16,928.63	0.00	0.00
			-6,500.00	6,500.00	6,500.00	0.00	6,500.00	0.00				
3:00	500,000.00	493,500.00	7,500.00	0.00	0.00	0.00	500,000.00	0.00	0.00	16,928.63	0.00	0.00
			-6,500.00	6,500.00	6,500.00	0.00	6,500.00	0.00				
4:00	500,000.00	496,500.00	7,500.00	0.00	0.00	0.00	500,000.00	0.00	0.00	9,115.42	0.00	0.00
			-3,500.00	3,500.00	3,500.00	0.00	3,500.00	0.00				
5:00	400,000.00	423,000.00	6,000.00	23,000.00	6,000.00	0.00	400,000.00	0.00	15,626.43	0.00	0.00	0.00
			23,000.00	0.00	0.00	17,000.00	0.00	0.00				
6:00	400,000.00	391,500.00	6,000.00	0.00	0.00	2,500.00	400,000.00	0.00	0.00	15,626.43	6,511.01	0.00
			-8,500.00	8,500.00	6,000.00	0.00	8,500.00	0.00				
7:00	400,000.00	391,500.00	6,000.00	0.00	0.00	2,500.00	400,000.00	0.00	0.00	15,626.43	6,511.01	0.00
			-8,500.00	8,500.00	6,000.00	0.00	8,500.00	0.00				
8:00	400,000.00	391,500.00	6,000.00	0.00	0.00	2,500.00	400,000.00	0.00	0.00	15,626.43	6,511.01	0.00
			-8,500.00	8,500.00	6,000.00	0.00	8,500.00	0.00				
9:00	500,000.00	462,000.00	7,500.00	0.00	0.00	30,500.00	500,000.00	0.00	0.00	19,533.04	79,434.35	0.00
			-38,000.00	38,000.00	7,500.00	0.00	38,000.00	0.00				
10:00	500,000.00	486,000.00	7,500.00	0.00	0.00	6,500.00	500,000.00	0.00	0.00	19,533.04	16,928.63	0.00
			-14,000.00	14,000.00	7,500.00	0.00	14,000.00	0.00				
11:00	500,000.00	484,500.00	7,500.00	0.00	0.00	8,000.00	500,000.00	0.00	0.00	19,533.04	20,835.24	0.00
			-15,500.00	15,500.00	7,500.00	0.00	15,500.00	0.00				
12:00	500,000.00	484,500.00	7,500.00	0.00	0.00	8,000.00	500,000.00	0.00	0.00	19,533.04	20,835.24	0.00
			-15,500.00	15,500.00	7,500.00	0.00	15,500.00	0.00				
13:00	500,000.00	481,500.00	7,500.00	0.00	0.00	11,000.00	500,000.00	0.00	0.00	19,533.04	28,648.45	0.00
			-18,500.00	18,500.00	7,500.00	0.00	18,500.00	0.00				
14:00	500,000.00	480,000.00	7,500.00	0.00	0.00	12,500.00	500,000.00	0.00	0.00	19,533.04	32,555.06	0.00
			-20,000.00	20,000.00	7,500.00	0.00	20,000.00	0.00				
15:00	500,000.00	477,000.00	7,500.00	0.00	0.00	15,500.00	500,000.00	0.00	0.00	19,533.04	40,368.28	0.00
			-23,000.00	23,000.00	7,500.00	0.00	23,000.00	0.00				
16:00	500,000.00	477,000.00	7,500.00	0.00	0.00	15,500.00	500,000.00	0.00	0.00	19,533.04	40,368.28	0.00
			-23,000.00	23,000.00	7,500.00	0.00	23,000.00	0.00				
17:00	500,000.00	478,500.00	7,500.00	0.00	0.00	14,000.00	500,000.00	0.00	0.00	19,533.04	36,461.67	0.00
			-21,500.00	21,500.00	7,500.00	0.00	21,500.00	0.00				
18:00	500,000.00	480,000.00	7,500.00	0.00	0.00	12,500.00	500,000.00	0.00	0.00	19,533.04	32,555.06	0.00
			-20,000.00	20,000.00	7,500.00	0.00	20,000.00	0.00				
19:00	500,000.00	480,000.00	7,500.00	0.00	0.00	12,500.00	500,000.00	0.00	0.00	19,533.04	32,555.06	0.00
			-20,000.00	20,000.00	7,500.00	0.00	20,000.00	0.00				
20:00	500,000.00	483,000.00	7,500.00	0.00	0.00	9,500.00	500,000.00	0.00	0.00	19,533.04	24,741.85	0.00
			-17,000.00	17,000.00	7,500.00	0.00	17,000.00	0.00				
21:00	500,000.00	487,500.00	7,500.00	0.00	0.00	5,000.00	500,000.00	0.00	0.00	19,533.04	13,022.02	0.00
			-12,500.00	12,500.00	7,500.00	0.00	12,500.00	0.00				
22:00	500,000.00	489,000.00	7,500.00	0.00	0.00	3,500.00	500,000.00	0.00	0.00	19,533.04	9,115.42	0.00
			-11,000.00	11,000.00	7,500.00	0.00	11,000.00	0.00				
23:00	500,000.00	490,500.00	7,500.00	0.00	0.00	2,000.00	500,000.00	0.00	0.00	19,533.04	5,208.81	0.00
			-9,500.00	9,500.00	7,500.00	0.00	9,500.00	0.00				
0:00	500,000.00	492,000.00	7,500.00	0.00	0.00	500.00	500,000.00	0.00	0.00	19,533.04	1,302.20	0.00
			-8,000.00	8,000.00	7,500.00	0.00	8,000.00	0.00				
<b>Summary for the Day</b>												
12-May-02	<b>11,600,000.00</b>	<b>11,308,500.00</b>	<b>174,000.00</b>	<b>37,500.00</b>	<b>13,500.00</b>	<b>174,500.00</b>	<b>500,000.00</b>	<b>0.00</b>	<b>35,159.47</b>	<b>402,380.55</b>	<b>454,468.65</b>	<b>0.00</b>
			<b>-291,500.00</b>	<b>329,000.00</b>	<b>154,500.00</b>	<b>24,000.00</b>	<b>38,000.00</b>	<b>0.00</b>				

**Imbalance calculations ( Inclusive of BackUp) - 1 Hour Intervals**

(Non - Firm Service)

**Billing Period: April 26, 2002 - May 26, 2002**

Time	Loads, kWh (without TL )		Load Limits Act - Sch	Over Under	Credit Debit	Imbalance No Credit	Max Sched Max Under	Credited Imbalance Net Imbalance Capacity	Energy Charge, PhP / kWh			Additional Capacity Charge PhP
	Scheduled	Actual	kWh			kW			Credit	Debit	Imbalance	
1:00	500,000.00	492,000.00	7,500.00	0.00	0.00	500.00	500,000.00	0.00	0.00	19,533.04	1,302.20	0.00
			-8,000.00	8,000.00	7,500.00	0.00	8,000.00	0.00				
2:00	500,000.00	492,000.00	7,500.00	0.00	0.00	500.00	500,000.00	0.00	0.00	19,533.04	1,302.20	0.00
			-8,000.00	8,000.00	7,500.00	0.00	8,000.00	0.00				
3:00	500,000.00	492,000.00	7,500.00	0.00	0.00	500.00	500,000.00	0.00	0.00	19,533.04	1,302.20	0.00
			-8,000.00	8,000.00	7,500.00	0.00	8,000.00	0.00				
4:00	500,000.00	492,000.00	7,500.00	0.00	0.00	500.00	500,000.00	0.00	0.00	19,533.04	1,302.20	0.00
			-8,000.00	8,000.00	7,500.00	0.00	8,000.00	0.00				
5:00	500,000.00	492,000.00	7,500.00	0.00	0.00	500.00	500,000.00	0.00	0.00	19,533.04	1,302.20	0.00
			-8,000.00	8,000.00	7,500.00	0.00	8,000.00	0.00				
6:00	500,000.00	490,500.00	7,500.00	0.00	0.00	2,000.00	500,000.00	0.00	0.00	19,533.04	5,208.81	0.00
			-9,500.00	9,500.00	7,500.00	0.00	9,500.00	0.00				
7:00	580,000.00	534,000.00	8,700.00	0.00	0.00	37,300.00	580,000.00	0.00	0.00	22,658.32	97,144.30	0.00
			-46,000.00	46,000.00	8,700.00	0.00	46,000.00	0.00				
8:00	580,000.00	576,000.00	8,700.00	0.00	0.00	0.00	580,000.00	0.00	0.00	10,417.62	0.00	0.00
			-4,000.00	4,000.00	4,000.00	0.00	4,000.00	0.00				
9:00	665,000.00	637,500.00	9,975.00	0.00	0.00	17,525.00	665,000.00	0.00	0.00	25,978.94	45,642.20	0.00
			-27,500.00	27,500.00	9,975.00	0.00	27,500.00	0.00				
10:00	665,000.00	655,500.00	9,975.00	0.00	0.00	0.00	665,000.00	0.00	0.00	24,741.85	0.00	0.00
			-9,500.00	9,500.00	9,500.00	0.00	9,500.00	0.00				
11:00	665,000.00	660,000.00	9,975.00	0.00	0.00	0.00	665,000.00	0.00	0.00	13,022.02	0.00	0.00
			-5,000.00	5,000.00	5,000.00	0.00	5,000.00	0.00				
12:00	665,000.00	661,500.00	9,975.00	0.00	0.00	0.00	665,000.00	0.00	0.00	9,115.42	0.00	0.00
			-3,500.00	3,500.00	3,500.00	0.00	3,500.00	0.00				
13:00	665,000.00	654,000.00	9,975.00	0.00	0.00	1,025.00	665,000.00	0.00	0.00	25,978.94	2,669.52	0.00
			-11,000.00	11,000.00	9,975.00	0.00	11,000.00	0.00				
14:00	665,000.00	651,000.00	9,975.00	0.00	0.00	4,025.00	665,000.00	0.00	0.00	25,978.94	10,482.73	0.00
			-14,000.00	14,000.00	9,975.00	0.00	14,000.00	0.00				
15:00	750,000.00	702,000.00	11,250.00	0.00	0.00	36,750.00	750,000.00	0.00	0.00	29,299.55	95,711.88	0.00
			-48,000.00	48,000.00	11,250.00	0.00	48,000.00	0.00				
16:00	750,000.00	718,500.00	11,250.00	0.00	0.00	20,250.00	750,000.00	0.00	0.00	29,299.55	52,739.20	0.00
			-31,500.00	31,500.00	11,250.00	0.00	31,500.00	0.00				
17:00	750,000.00	721,500.00	11,250.00	0.00	0.00	17,250.00	750,000.00	0.00	0.00	29,299.55	44,925.98	0.00
			-28,500.00	28,500.00	11,250.00	0.00	28,500.00	0.00				
18:00	750,000.00	726,000.00	11,250.00	0.00	0.00	12,750.00	750,000.00	0.00	0.00	29,299.55	33,206.16	0.00
			-24,000.00	24,000.00	11,250.00	0.00	24,000.00	0.00				
19:00	744,000.00	730,500.00	11,160.00	0.00	0.00	2,340.00	744,000.00	0.00	0.00	29,065.16	6,094.31	0.00
			-13,500.00	13,500.00	11,160.00	0.00	13,500.00	0.00				
20:00	665,000.00	670,500.00	9,975.00	5,500.00	5,500.00	0.00	665,000.00	0.00	14,324.23	0.00	0.00	0.00
			5,500.00	0.00	0.00	0.00	0.00	0.00				
21:00	665,000.00	657,000.00	9,975.00	0.00	0.00	0.00	665,000.00	0.00	0.00	20,835.24	0.00	0.00
			-8,000.00	8,000.00	8,000.00	0.00	8,000.00	0.00				
22:00	665,000.00	654,000.00	9,975.00	0.00	0.00	1,025.00	665,000.00	0.00	0.00	25,978.94	2,669.52	0.00
			-11,000.00	11,000.00	9,975.00	0.00	11,000.00	0.00				
23:00	665,000.00	663,000.00	9,975.00	0.00	0.00	0.00	665,000.00	0.00	0.00	5,208.81	0.00	0.00
			-2,000.00	2,000.00	2,000.00	0.00	2,000.00	0.00				
0:00	665,000.00	666,000.00	9,975.00	1,000.00	1,000.00	0.00	665,000.00	0.00	2,604.40	0.00	0.00	0.00
			1,000.00	0.00	0.00	0.00	0.00	0.00				
Summary for the Day			1,000.00	0.00	0.00	0.00	0.00	0.00				
13-May-02	15,219,000.00	14,889,000.00	228,285.00	6,500.00	6,500.00	154,740.00	750,000.00	0.00	16,928.63	473,376.63	403,005.61	0.00
			-330,000.00	336,500.00	181,760.00	0.00	48,000.00	0.00				

**Imbalance calculations ( Inclusive of BackUp) - 1 Hour Intervals**

(Non - Firm Service)

**Billing Period: April 26, 2002 - May 26, 2002**

Time	Loads, kWh (without TL )		Load Limits Act - Sch	Over Under	Credit Debit	Imbalance No Credit	Max Sched Max Under	Credited Imbalance Net Imbalance Capacity	Energy Charge, PhP / kWh			Additional Capacity Charge PhP
	Scheduled	Actual	kWh			kW			Credit	Debit	Imbalance	
1:00	500,000.00	537,000.00	7,500.00	37,000.00	7,500.00	0.00	500,000.00	0.00	19,533.04	0.00	0.00	0.00
			37,000.00	0.00	0.00	29,500.00	0.00	0.00				
2:00	500,000.00	493,500.00	7,500.00	0.00	0.00	0.00	500,000.00	0.00	0.00	16,928.63	0.00	0.00
			-6,500.00	6,500.00	6,500.00	0.00	6,500.00	0.00				
3:00	500,000.00	493,500.00	7,500.00	0.00	0.00	0.00	500,000.00	0.00	0.00	16,928.63	0.00	0.00
			-6,500.00	6,500.00	6,500.00	0.00	6,500.00	0.00				
4:00	500,000.00	493,500.00	7,500.00	0.00	0.00	0.00	500,000.00	0.00	0.00	16,928.63	0.00	0.00
			-6,500.00	6,500.00	6,500.00	0.00	6,500.00	0.00				
5:00	500,000.00	493,500.00	7,500.00	0.00	0.00	0.00	500,000.00	0.00	0.00	16,928.63	0.00	0.00
			-6,500.00	6,500.00	6,500.00	0.00	6,500.00	0.00				
6:00	500,000.00	490,500.00	7,500.00	0.00	0.00	2,000.00	500,000.00	0.00	0.00	19,533.04	5,208.81	0.00
			-9,500.00	9,500.00	7,500.00	0.00	9,500.00	0.00				
7:00	500,000.00	489,000.00	7,500.00	0.00	0.00	3,500.00	500,000.00	0.00	0.00	19,533.04	9,115.42	0.00
			-11,000.00	11,000.00	7,500.00	0.00	11,000.00	0.00				
8:00	500,000.00	487,500.00	7,500.00	0.00	0.00	5,000.00	500,000.00	0.00	0.00	19,533.04	13,022.02	0.00
			-12,500.00	12,500.00	7,500.00	0.00	12,500.00	0.00				
9:00	665,000.00	598,500.00	9,975.00	0.00	0.00	56,525.00	665,000.00	0.00	0.00	25,978.94	147,213.99	0.00
			-66,500.00	66,500.00	9,975.00	0.00	66,500.00	0.00				
10:00	665,000.00	615,000.00	9,975.00	0.00	0.00	40,025.00	665,000.00	0.00	0.00	25,978.94	104,241.31	0.00
			-50,000.00	50,000.00	9,975.00	0.00	50,000.00	0.00				
11:00	665,000.00	646,500.00	9,975.00	0.00	0.00	8,525.00	665,000.00	0.00	0.00	25,978.94	22,202.55	0.00
			-18,500.00	18,500.00	9,975.00	0.00	18,500.00	0.00				
12:00	665,000.00	648,000.00	9,975.00	0.00	0.00	7,025.00	665,000.00	0.00	0.00	25,978.94	18,295.94	0.00
			-17,000.00	17,000.00	9,975.00	0.00	17,000.00	0.00				
13:00	665,000.00	645,000.00	9,975.00	0.00	0.00	10,025.00	665,000.00	0.00	0.00	25,978.94	26,109.16	0.00
			-20,000.00	20,000.00	9,975.00	0.00	20,000.00	0.00				
14:00	665,000.00	646,500.00	9,975.00	0.00	0.00	8,525.00	665,000.00	0.00	0.00	25,978.94	22,202.55	0.00
			-18,500.00	18,500.00	9,975.00	0.00	18,500.00	0.00				
15:00	665,000.00	642,000.00	9,975.00	0.00	0.00	13,025.00	665,000.00	0.00	0.00	25,978.94	33,922.37	0.00
			-23,000.00	23,000.00	9,975.00	0.00	23,000.00	0.00				
16:00	665,000.00	640,500.00	9,975.00	0.00	0.00	14,525.00	665,000.00	0.00	0.00	25,978.94	37,828.98	0.00
			-24,500.00	24,500.00	9,975.00	0.00	24,500.00	0.00				
17:00	665,000.00	640,500.00	9,975.00	0.00	0.00	14,525.00	665,000.00	0.00	0.00	25,978.94	37,828.98	0.00
			-24,500.00	24,500.00	9,975.00	0.00	24,500.00	0.00				
18:00	665,000.00	643,500.00	9,975.00	0.00	0.00	11,525.00	665,000.00	0.00	0.00	25,978.94	30,015.77	0.00
			-21,500.00	21,500.00	9,975.00	0.00	21,500.00	0.00				
19:00	665,000.00	646,500.00	9,975.00	0.00	0.00	8,525.00	665,000.00	0.00	0.00	25,978.94	22,202.55	0.00
			-18,500.00	18,500.00	9,975.00	0.00	18,500.00	0.00				
20:00	665,000.00	646,500.00	9,975.00	0.00	0.00	8,525.00	665,000.00	0.00	0.00	25,978.94	22,202.55	0.00
			-18,500.00	18,500.00	9,975.00	0.00	18,500.00	0.00				
21:00	665,000.00	649,500.00	9,975.00	0.00	0.00	5,525.00	665,000.00	0.00	0.00	25,978.94	14,389.34	0.00
			-15,500.00	15,500.00	9,975.00	0.00	15,500.00	0.00				
22:00	665,000.00	654,000.00	9,975.00	0.00	0.00	1,025.00	665,000.00	0.00	0.00	25,978.94	2,669.52	0.00
			-11,000.00	11,000.00	9,975.00	0.00	11,000.00	0.00				
23:00	665,000.00	649,500.00	9,975.00	0.00	0.00	5,525.00	665,000.00	0.00	0.00	25,978.94	14,389.34	0.00
			-15,500.00	15,500.00	9,975.00	0.00	15,500.00	0.00				
0:00	665,000.00	649,500.00	9,975.00	0.00	0.00	5,525.00	665,000.00	0.00	0.00	25,978.94	14,389.34	0.00
Summary for the Day			-15,500.00	15,500.00	9,975.00	0.00	15,500.00	0.00				
14-May-02	<b>14,640,000.00</b>	<b>14,239,500.00</b>	<b>219,600.00</b>	<b>37,000.00</b>	<b>7,500.00</b>	<b>229,400.00</b>	<b>665,000.00</b>	<b>0.00</b>	<b>19,533.04</b>	<b>541,976.66</b>	<b>597,450.48</b>	<b>0.00</b>
			<b>-400,500.00</b>	<b>437,500.00</b>	<b>208,100.00</b>	<b>29,500.00</b>	<b>66,500.00</b>	<b>0.00</b>				

**Imbalance calculations ( Inclusive of BackUp) - 1 Hour Intervals**

(Non - Firm Service)

**Billing Period: April 26, 2002 - May 26, 2002**

Time	Loads, kWh (without TL )		Load Limits Act - Sch	Over Under	Credit Debit	Imbalance No Credit	Max Sched Max Under	Credited Imbalance Net Imbalance Capacity	Energy Charge, PhP / kWh			Additional Capacity Charge PhP
	Scheduled	Actual	kWh			kW			Credit	Debit	Imbalance	
1:00	580,000.00	594,000.00	8,700.00	14,000.00	8,700.00	0.00	580,000.00	0.00	22,658.32	0.00	0.00	0.00
			14,000.00	0.00	0.00	5,300.00	0.00	0.00				
2:00	580,000.00	570,000.00	8,700.00	0.00	0.00	1,300.00	580,000.00	0.00	0.00	22,658.32	3,385.73	0.00
			-10,000.00	10,000.00	8,700.00	0.00	10,000.00	0.00				
3:00	580,000.00	568,500.00	8,700.00	0.00	0.00	2,800.00	580,000.00	0.00	0.00	22,658.32	7,292.33	0.00
			-11,500.00	11,500.00	8,700.00	0.00	11,500.00	0.00				
4:00	580,000.00	571,500.00	8,700.00	0.00	0.00	0.00	580,000.00	0.00	0.00	22,137.44	0.00	0.00
			-8,500.00	8,500.00	8,500.00	0.00	8,500.00	0.00				
5:00	580,000.00	570,000.00	8,700.00	0.00	0.00	1,300.00	580,000.00	0.00	0.00	22,658.32	3,385.73	0.00
			-10,000.00	10,000.00	8,700.00	0.00	10,000.00	0.00				
6:00	580,000.00	570,000.00	8,700.00	0.00	0.00	1,300.00	580,000.00	0.00	0.00	22,658.32	3,385.73	0.00
			-10,000.00	10,000.00	8,700.00	0.00	10,000.00	0.00				
7:00	580,000.00	573,000.00	8,700.00	0.00	0.00	0.00	580,000.00	0.00	0.00	18,230.83	0.00	0.00
			-7,000.00	7,000.00	7,000.00	0.00	7,000.00	0.00				
8:00	580,000.00	568,500.00	8,700.00	0.00	0.00	2,800.00	580,000.00	0.00	0.00	22,658.32	7,292.33	0.00
			-11,500.00	11,500.00	8,700.00	0.00	11,500.00	0.00				
9:00	665,000.00	627,000.00	9,975.00	0.00	0.00	28,025.00	665,000.00	0.00	0.00	25,978.94	72,988.45	0.00
			-38,000.00	38,000.00	9,975.00	0.00	38,000.00	0.00				
10:00	665,000.00	651,000.00	9,975.00	0.00	0.00	4,025.00	665,000.00	0.00	0.00	25,978.94	10,482.73	0.00
			-14,000.00	14,000.00	9,975.00	0.00	14,000.00	0.00				
11:00	665,000.00	652,500.00	9,975.00	0.00	0.00	2,525.00	665,000.00	0.00	0.00	25,978.94	6,576.12	0.00
			-12,500.00	12,500.00	9,975.00	0.00	12,500.00	0.00				
12:00	665,000.00	648,000.00	9,975.00	0.00	0.00	7,025.00	665,000.00	0.00	0.00	25,978.94	18,295.94	0.00
			-17,000.00	17,000.00	9,975.00	0.00	17,000.00	0.00				
13:00	665,000.00	646,500.00	9,975.00	0.00	0.00	8,525.00	665,000.00	0.00	0.00	25,978.94	22,202.55	0.00
			-18,500.00	18,500.00	9,975.00	0.00	18,500.00	0.00				
14:00	665,000.00	645,000.00	9,975.00	0.00	0.00	10,025.00	665,000.00	0.00	0.00	25,978.94	26,109.16	0.00
			-20,000.00	20,000.00	9,975.00	0.00	20,000.00	0.00				
15:00	665,000.00	663,000.00	9,975.00	0.00	0.00	0.00	665,000.00	0.00	0.00	5,208.81	0.00	0.00
			-2,000.00	2,000.00	2,000.00	0.00	2,000.00	0.00				
16:00	665,000.00	583,500.00	9,975.00	0.00	0.00	71,525.00	665,000.00	0.00	0.00	25,978.94	186,280.06	0.00
			-81,500.00	81,500.00	9,975.00	0.00	81,500.00	0.00				
17:00	665,000.00	644,500.00	9,975.00	0.00	0.00	10,525.00	665,000.00	0.00	0.00	25,978.94	27,411.36	0.00
			-20,500.00	20,500.00	9,975.00	0.00	20,500.00	0.00				
18:00	665,000.00	650,500.00	9,975.00	0.00	0.00	4,525.00	665,000.00	0.00	0.00	25,978.94	11,784.93	0.00
			-14,500.00	14,500.00	9,975.00	0.00	14,500.00	0.00				
19:00	665,000.00	646,000.00	9,975.00	0.00	0.00	9,025.00	665,000.00	0.00	0.00	25,978.94	23,504.75	0.00
			-19,000.00	19,000.00	9,975.00	0.00	19,000.00	0.00				
20:00	665,000.00	647,500.00	9,975.00	0.00	0.00	7,525.00	665,000.00	0.00	0.00	25,978.94	19,598.15	0.00
			-17,500.00	17,500.00	9,975.00	0.00	17,500.00	0.00				
21:00	665,000.00	649,000.00	9,975.00	0.00	0.00	6,025.00	665,000.00	0.00	0.00	25,978.94	15,691.54	0.00
			-16,000.00	16,000.00	9,975.00	0.00	16,000.00	0.00				
22:00	665,000.00	650,500.00	9,975.00	0.00	0.00	4,525.00	665,000.00	0.00	0.00	25,978.94	11,784.93	0.00
			-14,500.00	14,500.00	9,975.00	0.00	14,500.00	0.00				
23:00	665,000.00	650,500.00	9,975.00	0.00	0.00	4,525.00	665,000.00	0.00	0.00	25,978.94	11,784.93	0.00
			-14,500.00	14,500.00	9,975.00	0.00	14,500.00	0.00				
0:00	665,000.00	652,000.00	9,975.00	0.00	0.00	3,025.00	665,000.00	0.00	0.00	25,978.94	7,878.32	0.00
			-13,000.00	13,000.00	9,975.00	0.00	13,000.00	0.00				
<b>Summary for the Day</b>												
15-May-02	<b>15,280,000.00</b>	<b>14,892,500.00</b>	<b>229,200.00</b>	<b>14,000.00</b>	<b>8,700.00</b>	<b>190,875.00</b>	<b>665,000.00</b>	<b>0.00</b>	<b>22,658.32</b>	<b>548,552.78</b>	<b>497,115.78</b>	<b>0.00</b>
			<b>-387,500.00</b>	<b>401,500.00</b>	<b>210,625.00</b>	<b>5,300.00</b>	<b>81,500.00</b>	<b>0.00</b>				

**Imbalance calculations ( Inclusive of BackUp) - 1 Hour Intervals**

(Non - Firm Service)

**Billing Period: April 26, 2002 - May 26, 2002**

Time	Loads, kWh (without TL )		Load Limits Act - Sch	Over Under	Credit Debit	Imbalance No Credit	Max Sched Max Under	Credited Imbalance Net Imbalance Capacity	Energy Charge, PhP / kWh			Additional Capacity Charge PhP
	Scheduled	Actual	kWh			kW			Credit	Debit	Imbalance	
1:00	665,000.00	604,500.00	9,975.00	0.00	0.00	50,525.00	665,000.00	0.00	0.00	25,978.94	131,587.56	0.00
			-60,500.00	60,500.00	9,975.00	0.00	60,500.00	0.00				
2:00	580,000.00	582,000.00	8,700.00	2,000.00	2,000.00	0.00	580,000.00	0.00	5,208.81	0.00	0.00	0.00
			2,000.00	0.00	0.00	0.00	0.00	0.00				
3:00	580,000.00	570,000.00	8,700.00	0.00	0.00	1,300.00	580,000.00	0.00	0.00	22,658.32	3,385.73	0.00
			-10,000.00	10,000.00	8,700.00	0.00	10,000.00	0.00				
4:00	580,000.00	568,500.00	8,700.00	0.00	0.00	2,800.00	580,000.00	0.00	0.00	22,658.32	7,292.33	0.00
			-11,500.00	11,500.00	8,700.00	0.00	11,500.00	0.00				
5:00	580,000.00	568,500.00	8,700.00	0.00	0.00	2,800.00	580,000.00	0.00	0.00	22,658.32	7,292.33	0.00
			-11,500.00	11,500.00	8,700.00	0.00	11,500.00	0.00				
6:00	580,000.00	571,500.00	8,700.00	0.00	0.00	0.00	580,000.00	0.00	0.00	22,137.44	0.00	0.00
			-8,500.00	8,500.00	8,500.00	0.00	8,500.00	0.00				
7:00	580,000.00	567,000.00	8,700.00	0.00	0.00	4,300.00	580,000.00	0.00	0.00	22,658.32	11,198.94	0.00
			-13,000.00	13,000.00	8,700.00	0.00	13,000.00	0.00				
8:00	580,000.00	576,000.00	8,700.00	0.00	0.00	0.00	580,000.00	0.00	0.00	10,417.62	0.00	0.00
			-4,000.00	4,000.00	4,000.00	0.00	4,000.00	0.00				
9:00	665,000.00	634,500.00	9,975.00	0.00	0.00	20,525.00	665,000.00	0.00	0.00	25,978.94	53,455.41	0.00
			-30,500.00	30,500.00	9,975.00	0.00	30,500.00	0.00				
10:00	665,000.00	654,000.00	9,975.00	0.00	0.00	1,025.00	665,000.00	0.00	0.00	25,978.94	2,669.52	0.00
			-11,000.00	11,000.00	9,975.00	0.00	11,000.00	0.00				
11:00	665,000.00	660,000.00	9,975.00	0.00	0.00	0.00	665,000.00	0.00	0.00	13,022.02	0.00	0.00
			-5,000.00	5,000.00	5,000.00	0.00	5,000.00	0.00				
12:00	665,000.00	652,500.00	9,975.00	0.00	0.00	2,525.00	665,000.00	0.00	0.00	25,978.94	6,576.12	0.00
			-12,500.00	12,500.00	9,975.00	0.00	12,500.00	0.00				
13:00	665,000.00	649,500.00	9,975.00	0.00	0.00	5,525.00	665,000.00	0.00	0.00	25,978.94	14,389.34	0.00
			-15,500.00	15,500.00	9,975.00	0.00	15,500.00	0.00				
14:00	665,000.00	651,000.00	9,975.00	0.00	0.00	4,025.00	665,000.00	0.00	0.00	25,978.94	10,482.73	0.00
			-14,000.00	14,000.00	9,975.00	0.00	14,000.00	0.00				
15:00	665,000.00	649,500.00	9,975.00	0.00	0.00	5,525.00	665,000.00	0.00	0.00	25,978.94	14,389.34	0.00
			-15,500.00	15,500.00	9,975.00	0.00	15,500.00	0.00				
16:00	665,000.00	651,000.00	9,975.00	0.00	0.00	4,025.00	665,000.00	0.00	0.00	25,978.94	10,482.73	0.00
			-14,000.00	14,000.00	9,975.00	0.00	14,000.00	0.00				
17:00	665,000.00	655,500.00	9,975.00	0.00	0.00	0.00	665,000.00	0.00	0.00	24,741.85	0.00	0.00
			-9,500.00	9,500.00	9,500.00	0.00	9,500.00	0.00				
18:00	665,000.00	663,000.00	9,975.00	0.00	0.00	0.00	665,000.00	0.00	0.00	5,208.81	0.00	0.00
			-2,000.00	2,000.00	2,000.00	0.00	2,000.00	0.00				
19:00	665,000.00	660,000.00	9,975.00	0.00	0.00	0.00	665,000.00	0.00	0.00	13,022.02	0.00	0.00
			-5,000.00	5,000.00	5,000.00	0.00	5,000.00	0.00				
20:00	665,000.00	663,000.00	9,975.00	0.00	0.00	0.00	665,000.00	0.00	0.00	5,208.81	0.00	0.00
			-2,000.00	2,000.00	2,000.00	0.00	2,000.00	0.00				
21:00	665,000.00	655,500.00	9,975.00	0.00	0.00	0.00	665,000.00	0.00	0.00	24,741.85	0.00	0.00
			-9,500.00	9,500.00	9,500.00	0.00	9,500.00	0.00				
22:00	665,000.00	657,000.00	9,975.00	0.00	0.00	0.00	665,000.00	0.00	0.00	20,835.24	0.00	0.00
			-8,000.00	8,000.00	8,000.00	0.00	8,000.00	0.00				
23:00	665,000.00	658,500.00	9,975.00	0.00	0.00	0.00	665,000.00	0.00	0.00	16,928.63	0.00	0.00
			-6,500.00	6,500.00	6,500.00	0.00	6,500.00	0.00				
0:00	665,000.00	654,000.00	9,975.00	0.00	0.00	1,025.00	665,000.00	0.00	0.00	25,978.94	2,669.52	0.00
			-11,000.00	11,000.00	9,975.00	0.00	11,000.00	0.00				
<b>Summary for the Day</b>												
16-May-02	<b>15,365,000.00</b>	<b>15,076,500.00</b>	<b>230,475.00</b>	<b>2,000.00</b>	<b>2,000.00</b>	<b>105,925.00</b>	<b>665,000.00</b>	<b>0.00</b>	<b>5,208.81</b>	<b>480,708.03</b>	<b>275,871.59</b>	<b>0.00</b>
			<b>-288,500.00</b>	<b>290,500.00</b>	<b>184,575.00</b>	<b>0.00</b>	<b>60,500.00</b>	<b>0.00</b>				

**Imbalance calculations ( Inclusive of BackUp) - 1 Hour Intervals**

(Non - Firm Service)

**Billing Period: April 26, 2002 - May 26, 2002**

Time	Loads, kWh (without TL )		Load Limits Act - Sch	Over Under	Credit Debit	Imbalance No Credit	Max Sched Max Under	Credited Imbalance Net Imbalance Capacity	Energy Charge, PhP / kWh			Additional Capacity Charge PhP
	Scheduled	Actual	kWh			kW			Credit	Debit	Imbalance	
1:00	580,000.00	588,000.00	8,700.00	8,000.00	8,000.00	0.00	580,000.00	0.00	20,835.24	0.00	0.00	0.00
			8,000.00	0.00	0.00	0.00	0.00	0.00				
2:00	580,000.00	568,500.00	8,700.00	0.00	0.00	2,800.00	580,000.00	0.00	0.00	22,658.32	7,292.33	0.00
			-11,500.00	11,500.00	8,700.00	0.00	11,500.00	0.00				
3:00	580,000.00	568,500.00	8,700.00	0.00	0.00	2,800.00	580,000.00	0.00	0.00	22,658.32	7,292.33	0.00
			-11,500.00	11,500.00	8,700.00	0.00	11,500.00	0.00				
4:00	580,000.00	570,000.00	8,700.00	0.00	0.00	1,300.00	580,000.00	0.00	0.00	22,658.32	3,385.73	0.00
			-10,000.00	10,000.00	8,700.00	0.00	10,000.00	0.00				
5:00	580,000.00	573,000.00	8,700.00	0.00	0.00	0.00	580,000.00	0.00	0.00	18,230.83	0.00	0.00
			-7,000.00	7,000.00	7,000.00	0.00	7,000.00	0.00				
6:00	580,000.00	571,500.00	8,700.00	0.00	0.00	0.00	580,000.00	0.00	0.00	22,137.44	0.00	0.00
			-8,500.00	8,500.00	8,500.00	0.00	8,500.00	0.00				
7:00	580,000.00	571,500.00	8,700.00	0.00	0.00	0.00	580,000.00	0.00	0.00	22,137.44	0.00	0.00
			-8,500.00	8,500.00	8,500.00	0.00	8,500.00	0.00				
8:00	580,000.00	567,000.00	8,700.00	0.00	0.00	4,300.00	580,000.00	0.00	0.00	22,658.32	11,198.94	0.00
			-13,000.00	13,000.00	8,700.00	0.00	13,000.00	0.00				
9:00	750,000.00	690,000.00	11,250.00	0.00	0.00	48,750.00	750,000.00	0.00	0.00	29,299.55	126,964.74	0.00
			-60,000.00	60,000.00	11,250.00	0.00	60,000.00	0.00				
10:00	750,000.00	735,000.00	11,250.00	0.00	0.00	3,750.00	750,000.00	0.00	0.00	29,299.55	9,766.52	0.00
			-15,000.00	15,000.00	11,250.00	0.00	15,000.00	0.00				
11:00	750,000.00	732,000.00	11,250.00	0.00	0.00	6,750.00	750,000.00	0.00	0.00	29,299.55	17,579.73	0.00
			-18,000.00	18,000.00	11,250.00	0.00	18,000.00	0.00				
12:00	750,000.00	729,000.00	11,250.00	0.00	0.00	9,750.00	750,000.00	0.00	0.00	29,299.55	25,392.95	0.00
			-21,000.00	21,000.00	11,250.00	0.00	21,000.00	0.00				
13:00	750,000.00	730,500.00	11,250.00	0.00	0.00	8,250.00	750,000.00	0.00	0.00	29,299.55	21,486.34	0.00
			-19,500.00	19,500.00	11,250.00	0.00	19,500.00	0.00				
14:00	750,000.00	723,000.00	11,250.00	0.00	0.00	15,750.00	750,000.00	0.00	0.00	29,299.55	41,019.38	0.00
			-27,000.00	27,000.00	11,250.00	0.00	27,000.00	0.00				
15:00	750,000.00	715,500.00	11,250.00	0.00	0.00	23,250.00	750,000.00	0.00	0.00	29,299.55	60,552.41	0.00
			-34,500.00	34,500.00	11,250.00	0.00	34,500.00	0.00				
16:00	750,000.00	717,000.00	11,250.00	0.00	0.00	21,750.00	750,000.00	0.00	0.00	29,299.55	56,645.81	0.00
			-33,000.00	33,000.00	11,250.00	0.00	33,000.00	0.00				
17:00	750,000.00	720,000.00	11,250.00	0.00	0.00	18,750.00	750,000.00	0.00	0.00	29,299.55	48,832.59	0.00
			-30,000.00	30,000.00	11,250.00	0.00	30,000.00	0.00				
18:00	750,000.00	724,500.00	11,250.00	0.00	0.00	14,250.00	750,000.00	0.00	0.00	29,299.55	37,112.77	0.00
			-25,500.00	25,500.00	11,250.00	0.00	25,500.00	0.00				
19:00	750,000.00	729,000.00	11,250.00	0.00	0.00	9,750.00	750,000.00	0.00	0.00	29,299.55	25,392.95	0.00
			-21,000.00	21,000.00	11,250.00	0.00	21,000.00	0.00				
20:00	750,000.00	730,500.00	11,250.00	0.00	0.00	8,250.00	750,000.00	0.00	0.00	29,299.55	21,486.34	0.00
			-19,500.00	19,500.00	11,250.00	0.00	19,500.00	0.00				
21:00	750,000.00	733,500.00	11,250.00	0.00	0.00	5,250.00	750,000.00	0.00	0.00	29,299.55	13,673.13	0.00
			-16,500.00	16,500.00	11,250.00	0.00	16,500.00	0.00				
22:00	750,000.00	735,000.00	11,250.00	0.00	0.00	3,750.00	750,000.00	0.00	0.00	29,299.55	9,766.52	0.00
			-15,000.00	15,000.00	11,250.00	0.00	15,000.00	0.00				
23:00	750,000.00	741,000.00	11,250.00	0.00	0.00	0.00	750,000.00	0.00	0.00	23,439.64	0.00	0.00
			-9,000.00	9,000.00	9,000.00	0.00	9,000.00	0.00				
0:00	750,000.00	736,500.00	11,250.00	0.00	0.00	2,250.00	750,000.00	0.00	0.00	29,299.55	5,859.91	0.00
			-13,500.00	13,500.00	11,250.00	0.00	13,500.00	0.00				
<b>Summary for the Day</b>												
17-May-02	<b>16,640,000.00</b>	<b>16,200,000.00</b>	<b>249,600.00</b>	<b>8,000.00</b>	<b>8,000.00</b>	<b>211,450.00</b>	<b>750,000.00</b>	<b>0.00</b>	<b>20,835.24</b>	<b>616,071.97</b>	<b>550,701.41</b>	<b>0.00</b>
			<b>-440,000.00</b>	<b>448,000.00</b>	<b>236,550.00</b>	<b>0.00</b>	<b>60,000.00</b>	<b>0.00</b>				

**Imbalance calculations ( Inclusive of BackUp) - 1 Hour Intervals**

(Non - Firm Service)

**Billing Period: April 26, 2002 - May 26, 2002**

Time	Loads, kWh (without TL )		Load Limits Act - Sch	Over Under	Credit Debit	Imbalance No Credit	Max Sched Max Under	Credited Imbalance Net Imbalance Capacity	Energy Charge, PhP / kWh			Additional Capacity Charge PhP
	Scheduled	Actual	kWh			kW			Credit	Debit	Imbalance	
1:00	750,000.00	739,500.00	11,250.00	0.00	0.00	0.00	750,000.00	0.00	0.00	27,346.25	0.00	0.00
			-10,500.00	10,500.00	10,500.00	0.00	10,500.00	0.00				
2:00	665,000.00	670,500.00	9,975.00	5,500.00	5,500.00	0.00	665,000.00	0.00	14,324.23	0.00	0.00	0.00
			5,500.00	0.00	0.00	0.00	0.00	0.00				
3:00	665,000.00	652,500.00	9,975.00	0.00	0.00	2,525.00	665,000.00	0.00	0.00	25,978.94	6,576.12	0.00
			-12,500.00	12,500.00	9,975.00	0.00	12,500.00	0.00				
4:00	665,000.00	654,000.00	9,975.00	0.00	0.00	1,025.00	665,000.00	0.00	0.00	25,978.94	2,669.52	0.00
			-11,000.00	11,000.00	9,975.00	0.00	11,000.00	0.00				
5:00	665,000.00	654,000.00	9,975.00	0.00	0.00	1,025.00	665,000.00	0.00	0.00	25,978.94	2,669.52	0.00
			-11,000.00	11,000.00	9,975.00	0.00	11,000.00	0.00				
6:00	665,000.00	655,500.00	9,975.00	0.00	0.00	0.00	665,000.00	0.00	0.00	24,741.85	0.00	0.00
			-9,500.00	9,500.00	9,500.00	0.00	9,500.00	0.00				
7:00	665,000.00	654,000.00	9,975.00	0.00	0.00	1,025.00	665,000.00	0.00	0.00	25,978.94	2,669.52	0.00
			-11,000.00	11,000.00	9,975.00	0.00	11,000.00	0.00				
8:00	750,000.00	718,500.00	11,250.00	0.00	0.00	20,250.00	750,000.00	0.00	0.00	29,299.55	52,739.20	0.00
			-31,500.00	31,500.00	11,250.00	0.00	31,500.00	0.00				
9:00	750,000.00	730,500.00	11,250.00	0.00	0.00	8,250.00	750,000.00	0.00	0.00	29,299.55	21,486.34	0.00
			-19,500.00	19,500.00	11,250.00	0.00	19,500.00	0.00				
10:00	750,000.00	729,000.00	11,250.00	0.00	0.00	9,750.00	750,000.00	0.00	0.00	29,299.55	25,392.95	0.00
			-21,000.00	21,000.00	11,250.00	0.00	21,000.00	0.00				
11:00	750,000.00	726,000.00	11,250.00	0.00	0.00	12,750.00	750,000.00	0.00	0.00	29,299.55	33,206.16	0.00
			-24,000.00	24,000.00	11,250.00	0.00	24,000.00	0.00				
12:00	750,000.00	723,000.00	11,250.00	0.00	0.00	15,750.00	750,000.00	0.00	0.00	29,299.55	41,019.38	0.00
			-27,000.00	27,000.00	11,250.00	0.00	27,000.00	0.00				
13:00	750,000.00	727,500.00	11,250.00	0.00	0.00	11,250.00	750,000.00	0.00	0.00	29,299.55	29,299.55	0.00
			-22,500.00	22,500.00	11,250.00	0.00	22,500.00	0.00				
14:00	750,000.00	720,000.00	11,250.00	0.00	0.00	18,750.00	750,000.00	0.00	0.00	29,299.55	48,832.59	0.00
			-30,000.00	30,000.00	11,250.00	0.00	30,000.00	0.00				
15:00	750,000.00	723,000.00	11,250.00	0.00	0.00	15,750.00	750,000.00	0.00	0.00	29,299.55	41,019.38	0.00
			-27,000.00	27,000.00	11,250.00	0.00	27,000.00	0.00				
16:00	750,000.00	724,500.00	11,250.00	0.00	0.00	14,250.00	750,000.00	0.00	0.00	29,299.55	37,112.77	0.00
			-25,500.00	25,500.00	11,250.00	0.00	25,500.00	0.00				
17:00	750,000.00	723,000.00	11,250.00	0.00	0.00	15,750.00	750,000.00	0.00	0.00	29,299.55	41,019.38	0.00
			-27,000.00	27,000.00	11,250.00	0.00	27,000.00	0.00				
18:00	750,000.00	727,500.00	11,250.00	0.00	0.00	11,250.00	750,000.00	0.00	0.00	29,299.55	29,299.55	0.00
			-22,500.00	22,500.00	11,250.00	0.00	22,500.00	0.00				
19:00	750,000.00	727,500.00	11,250.00	0.00	0.00	11,250.00	750,000.00	0.00	0.00	29,299.55	29,299.55	0.00
			-22,500.00	22,500.00	11,250.00	0.00	22,500.00	0.00				
20:00	750,000.00	732,000.00	11,250.00	0.00	0.00	6,750.00	750,000.00	0.00	0.00	29,299.55	17,579.73	0.00
			-18,000.00	18,000.00	11,250.00	0.00	18,000.00	0.00				
21:00	750,000.00	730,500.00	11,250.00	0.00	0.00	8,250.00	750,000.00	0.00	0.00	29,299.55	21,486.34	0.00
			-19,500.00	19,500.00	11,250.00	0.00	19,500.00	0.00				
22:00	750,000.00	735,000.00	11,250.00	0.00	0.00	3,750.00	750,000.00	0.00	0.00	29,299.55	9,766.52	0.00
			-15,000.00	15,000.00	11,250.00	0.00	15,000.00	0.00				
23:00	750,000.00	733,500.00	11,250.00	0.00	0.00	5,250.00	750,000.00	0.00	0.00	29,299.55	13,673.13	0.00
			-16,500.00	16,500.00	11,250.00	0.00	16,500.00	0.00				
0:00	750,000.00	736,500.00	11,250.00	0.00	0.00	2,250.00	750,000.00	0.00	0.00	29,299.55	5,859.91	0.00
Summary for the Day			-13,500.00	13,500.00	11,250.00	0.00	13,500.00	0.00				
18-May-02	<b>17,490,000.00</b>	<b>17,047,500.00</b>	<b>262,350.00</b>	<b>5,500.00</b>	<b>5,500.00</b>	<b>196,850.00</b>	<b>750,000.00</b>	<b>0.00</b>	<b>14,324.23</b>	<b>654,096.29</b>	<b>512,677.10</b>	<b>0.00</b>
			<b>-442,500.00</b>	<b>448,000.00</b>	<b>251,150.00</b>	<b>0.00</b>	<b>31,500.00</b>	<b>0.00</b>				

**Imbalance calculations ( Inclusive of BackUp) - 1 Hour Intervals**

(Non - Firm Service)

**Billing Period: April 26, 2002 - May 26, 2002**

Time	Loads, kWh (without TL )		Load Limits Act - Sch	Over Under	Credit Debit	Imbalance No Credit	Max Sched Max Under	Credited Imbalance Net Imbalance Capacity	Energy Charge, PhP / kWh			Additional Capacity Charge PhP
	Scheduled	Actual	kWh			kW			Credit	Debit	Imbalance	
1:00	665,000.00	672,000.00	9,975.00	7,000.00	7,000.00	0.00	665,000.00	0.00	18,230.83	0.00	0.00	0.00
			7,000.00	0.00	0.00	0.00	0.00	0.00				
2:00	665,000.00	652,500.00	9,975.00	0.00	0.00	2,525.00	665,000.00	0.00	0.00	25,978.94	6,576.12	0.00
			-12,500.00	12,500.00	9,975.00	0.00	12,500.00	0.00				
3:00	665,000.00	654,000.00	9,975.00	0.00	0.00	1,025.00	665,000.00	0.00	0.00	25,978.94	2,669.52	0.00
			-11,000.00	11,000.00	9,975.00	0.00	11,000.00	0.00				
4:00	665,000.00	654,000.00	9,975.00	0.00	0.00	1,025.00	665,000.00	0.00	0.00	25,978.94	2,669.52	0.00
			-11,000.00	11,000.00	9,975.00	0.00	11,000.00	0.00				
5:00	665,000.00	654,000.00	9,975.00	0.00	0.00	1,025.00	665,000.00	0.00	0.00	25,978.94	2,669.52	0.00
			-11,000.00	11,000.00	9,975.00	0.00	11,000.00	0.00				
6:00	665,000.00	655,500.00	9,975.00	0.00	0.00	0.00	665,000.00	0.00	0.00	24,741.85	0.00	0.00
			-9,500.00	9,500.00	9,500.00	0.00	9,500.00	0.00				
7:00	605,000.00	646,500.00	9,075.00	41,500.00	9,075.00	0.00	605,000.00	0.00	23,634.97	0.00	0.00	0.00
			41,500.00	0.00	0.00	32,425.00	0.00	0.00				
8:00	605,000.00	597,000.00	9,075.00	8,000.00	8,000.00	0.00	605,000.00	0.00	0.00	20,835.24	0.00	0.00
			-8,000.00	8,000.00	8,000.00	0.00	8,000.00	0.00				
9:00	605,000.00	595,500.00	9,075.00	9,500.00	9,075.00	425.00	605,000.00	0.00	0.00	23,634.97	1,106.87	0.00
			-9,500.00	9,500.00	9,075.00	0.00	9,500.00	0.00				
10:00	750,000.00	696,000.00	11,250.00	54,000.00	11,250.00	42,750.00	750,000.00	0.00	0.00	29,299.55	111,338.31	0.00
			-54,000.00	54,000.00	11,250.00	0.00	54,000.00	0.00				
11:00	750,000.00	723,000.00	11,250.00	27,000.00	11,250.00	15,750.00	750,000.00	0.00	0.00	29,299.55	41,019.38	0.00
			-27,000.00	27,000.00	11,250.00	0.00	27,000.00	0.00				
12:00	750,000.00	720,000.00	11,250.00	30,000.00	11,250.00	18,750.00	750,000.00	0.00	0.00	29,299.55	48,832.59	0.00
			-30,000.00	30,000.00	11,250.00	0.00	30,000.00	0.00				
13:00	750,000.00	717,000.00	11,250.00	33,000.00	11,250.00	21,750.00	750,000.00	0.00	0.00	29,299.55	56,645.81	0.00
			-33,000.00	33,000.00	11,250.00	0.00	33,000.00	0.00				
14:00	750,000.00	715,500.00	11,250.00	34,500.00	11,250.00	23,250.00	750,000.00	0.00	0.00	29,299.55	60,552.41	0.00
			-34,500.00	34,500.00	11,250.00	0.00	34,500.00	0.00				
15:00	750,000.00	720,000.00	11,250.00	30,000.00	11,250.00	18,750.00	750,000.00	0.00	0.00	29,299.55	48,832.59	0.00
			-30,000.00	30,000.00	11,250.00	0.00	30,000.00	0.00				
16:00	750,000.00	721,500.00	11,250.00	28,500.00	11,250.00	17,250.00	750,000.00	0.00	0.00	29,299.55	44,925.98	0.00
			-28,500.00	28,500.00	11,250.00	0.00	28,500.00	0.00				
17:00	750,000.00	721,500.00	11,250.00	28,500.00	11,250.00	17,250.00	750,000.00	0.00	0.00	29,299.55	44,925.98	0.00
			-28,500.00	28,500.00	11,250.00	0.00	28,500.00	0.00				
18:00	750,000.00	724,500.00	11,250.00	25,500.00	11,250.00	14,250.00	750,000.00	0.00	0.00	29,299.55	37,112.77	0.00
			-25,500.00	25,500.00	11,250.00	0.00	25,500.00	0.00				
19:00	750,000.00	723,000.00	11,250.00	27,000.00	11,250.00	15,750.00	750,000.00	0.00	0.00	29,299.55	41,019.38	0.00
			-27,000.00	27,000.00	11,250.00	0.00	27,000.00	0.00				
20:00	750,000.00	727,500.00	11,250.00	22,500.00	11,250.00	11,250.00	750,000.00	0.00	0.00	29,299.55	29,299.55	0.00
			-22,500.00	22,500.00	11,250.00	0.00	22,500.00	0.00				
21:00	750,000.00	727,500.00	11,250.00	22,500.00	11,250.00	11,250.00	750,000.00	0.00	0.00	29,299.55	29,299.55	0.00
			-22,500.00	22,500.00	11,250.00	0.00	22,500.00	0.00				
22:00	750,000.00	733,500.00	11,250.00	16,500.00	11,250.00	5,250.00	750,000.00	0.00	0.00	29,299.55	13,673.13	0.00
			-16,500.00	16,500.00	11,250.00	0.00	16,500.00	0.00				
23:00	750,000.00	738,000.00	11,250.00	12,000.00	11,250.00	750.00	750,000.00	0.00	0.00	29,299.55	1,953.30	0.00
			-12,000.00	12,000.00	11,250.00	0.00	12,000.00	0.00				
0:00	750,000.00	736,500.00	11,250.00	13,500.00	11,250.00	2,250.00	750,000.00	0.00	0.00	29,299.55	5,859.91	0.00
			-13,500.00	13,500.00	11,250.00	0.00	13,500.00	0.00				
<b>Summary for the Day</b>			<b>-13,500.00</b>	<b>13,500.00</b>	<b>11,250.00</b>	<b>0.00</b>	<b>13,500.00</b>	<b>0.00</b>				
19-May-02	<b>17,055,000.00</b>	<b>16,626,000.00</b>	<b>255,825.00</b>	<b>48,500.00</b>	<b>16,075.00</b>	<b>242,275.00</b>	<b>750,000.00</b>	<b>0.00</b>	<b>41,865.81</b>	<b>612,621.14</b>	<b>630,982.19</b>	<b>0.00</b>
			<b>-429,000.00</b>	<b>477,500.00</b>	<b>235,225.00</b>	<b>32,425.00</b>	<b>54,000.00</b>	<b>0.00</b>				

**Imbalance calculations ( Inclusive of BackUp) - 1 Hour Intervals**

(Non - Firm Service)

**Billing Period: April 26, 2002 - May 26, 2002**

Time	Loads, kWh (without TL )		Load Limits Act - Sch	Over Under	Credit Debit	Imbalance No Credit	Max Sched Max Under	Credited Imbalance Net Imbalance Capacity	Energy Charge, PhP / kWh			Additional Capacity Charge PhP
	Scheduled	Actual	kWh			kW			Credit	Debit	Imbalance	
1:00	665,000.00	675,000.00	9,975.00	10,000.00	9,975.00	0.00	665,000.00	0.00	25,978.94	0.00	0.00	0.00
			10,000.00	0.00	0.00	25.00	0.00	0.00				
2:00	665,000.00	654,000.00	9,975.00	0.00	0.00	1,025.00	665,000.00	0.00	0.00	25,978.94	2,669.52	0.00
			-11,000.00	11,000.00	9,975.00	0.00	11,000.00	0.00				
3:00	665,000.00	649,500.00	9,975.00	0.00	0.00	5,525.00	665,000.00	0.00	0.00	25,978.94	14,389.34	0.00
			-15,500.00	15,500.00	9,975.00	0.00	15,500.00	0.00				
4:00	665,000.00	654,000.00	9,975.00	0.00	0.00	1,025.00	665,000.00	0.00	0.00	25,978.94	2,669.52	0.00
			-11,000.00	11,000.00	9,975.00	0.00	11,000.00	0.00				
5:00	665,000.00	654,000.00	9,975.00	0.00	0.00	1,025.00	665,000.00	0.00	0.00	25,978.94	2,669.52	0.00
			-11,000.00	11,000.00	9,975.00	0.00	11,000.00	0.00				
6:00	665,000.00	651,000.00	9,975.00	0.00	0.00	4,025.00	665,000.00	0.00	0.00	25,978.94	10,482.73	0.00
			-14,000.00	14,000.00	9,975.00	0.00	14,000.00	0.00				
7:00	665,000.00	655,500.00	9,975.00	0.00	0.00	0.00	665,000.00	0.00	0.00	24,741.85	0.00	0.00
			-9,500.00	9,500.00	9,500.00	0.00	9,500.00	0.00				
8:00	665,000.00	654,000.00	9,975.00	0.00	0.00	1,025.00	665,000.00	0.00	0.00	25,978.94	2,669.52	0.00
			-11,000.00	11,000.00	9,975.00	0.00	11,000.00	0.00				
9:00	750,000.00	714,000.00	11,250.00	0.00	0.00	24,750.00	750,000.00	0.00	0.00	29,299.55	64,459.02	0.00
			-36,000.00	36,000.00	11,250.00	0.00	36,000.00	0.00				
10:00	750,000.00	733,500.00	11,250.00	0.00	0.00	5,250.00	750,000.00	0.00	0.00	29,299.55	13,673.13	0.00
			-16,500.00	16,500.00	11,250.00	0.00	16,500.00	0.00				
11:00	750,000.00	729,000.00	11,250.00	0.00	0.00	9,750.00	750,000.00	0.00	0.00	29,299.55	25,392.95	0.00
			-21,000.00	21,000.00	11,250.00	0.00	21,000.00	0.00				
12:00	750,000.00	732,000.00	11,250.00	0.00	0.00	6,750.00	750,000.00	0.00	0.00	29,299.55	17,579.73	0.00
			-18,000.00	18,000.00	11,250.00	0.00	18,000.00	0.00				
13:00	750,000.00	729,000.00	11,250.00	0.00	0.00	9,750.00	750,000.00	0.00	0.00	29,299.55	25,392.95	0.00
			-21,000.00	21,000.00	11,250.00	0.00	21,000.00	0.00				
14:00	750,000.00	729,000.00	11,250.00	0.00	0.00	9,750.00	750,000.00	0.00	0.00	29,299.55	25,392.95	0.00
			-21,000.00	21,000.00	11,250.00	0.00	21,000.00	0.00				
15:00	750,000.00	730,500.00	11,250.00	0.00	0.00	8,250.00	750,000.00	0.00	0.00	29,299.55	21,486.34	0.00
			-19,500.00	19,500.00	11,250.00	0.00	19,500.00	0.00				
16:00	750,000.00	733,500.00	11,250.00	0.00	0.00	5,250.00	750,000.00	0.00	0.00	29,299.55	13,673.13	0.00
			-16,500.00	16,500.00	11,250.00	0.00	16,500.00	0.00				
17:00	750,000.00	735,000.00	11,250.00	0.00	0.00	3,750.00	750,000.00	0.00	0.00	29,299.55	9,766.52	0.00
			-15,000.00	15,000.00	11,250.00	0.00	15,000.00	0.00				
18:00	750,000.00	736,500.00	11,250.00	0.00	0.00	2,250.00	750,000.00	0.00	0.00	29,299.55	5,859.91	0.00
			-13,500.00	13,500.00	11,250.00	0.00	13,500.00	0.00				
19:00	750,000.00	733,500.00	11,250.00	0.00	0.00	5,250.00	750,000.00	0.00	0.00	29,299.55	13,673.13	0.00
			-16,500.00	16,500.00	11,250.00	0.00	16,500.00	0.00				
20:00	750,000.00	739,500.00	11,250.00	0.00	0.00	0.00	750,000.00	0.00	0.00	27,346.25	0.00	0.00
			-10,500.00	10,500.00	10,500.00	0.00	10,500.00	0.00				
21:00	750,000.00	736,500.00	11,250.00	0.00	0.00	2,250.00	750,000.00	0.00	0.00	29,299.55	5,859.91	0.00
			-13,500.00	13,500.00	11,250.00	0.00	13,500.00	0.00				
22:00	750,000.00	739,500.00	11,250.00	0.00	0.00	0.00	750,000.00	0.00	0.00	27,346.25	0.00	0.00
			-10,500.00	10,500.00	10,500.00	0.00	10,500.00	0.00				
23:00	750,000.00	738,000.00	11,250.00	0.00	0.00	750.00	750,000.00	0.00	0.00	29,299.55	1,953.30	0.00
			-12,000.00	12,000.00	11,250.00	0.00	12,000.00	0.00				
0:00	750,000.00	739,500.00	11,250.00	0.00	0.00	0.00	750,000.00	0.00	0.00	27,346.25	0.00	0.00
			-10,500.00	10,500.00	10,500.00	0.00	10,500.00	0.00				
<b>Summary for the Day</b>												
20-May-02	<b>17,320,000.00</b>	<b>16,975,500.00</b>	<b>259,800.00</b>	<b>10,000.00</b>	<b>9,975.00</b>	<b>107,400.00</b>	<b>750,000.00</b>	<b>0.00</b>	<b>25,978.94</b>	<b>643,548.45</b>	<b>279,713.08</b>	<b>0.00</b>
			<b>-344,500.00</b>	<b>354,500.00</b>	<b>247,100.00</b>	<b>25.00</b>	<b>36,000.00</b>	<b>0.00</b>				

**Imbalance calculations ( Inclusive of BackUp) - 1 Hour Intervals**

(Non - Firm Service)

**Billing Period: April 26, 2002 - May 26, 2002**

Time	Loads, kWh (without TL )		Load Limits Act - Sch	Over Under	Credit Debit	Imbalance No Credit	Max Sched Max Under	Credited Imbalance Net Imbalance Capacity	Energy Charge, PhP / kWh			Additional Capacity Charge PhP
	Scheduled	Actual	kWh			kW			Credit	Debit	Imbalance	
1:00	665,000.00	673,500.00	9,975.00	8,500.00	8,500.00	0.00	665,000.00	0.00	22,137.44	0.00	0.00	0.00
			8,500.00	0.00	0.00	0.00	0.00	0.00				
2:00	665,000.00	655,500.00	9,975.00	0.00	0.00	0.00	665,000.00	0.00	0.00	24,741.85	0.00	0.00
			-9,500.00	9,500.00	9,500.00	0.00	9,500.00	0.00				
3:00	665,000.00	652,500.00	9,975.00	0.00	0.00	2,525.00	665,000.00	0.00	0.00	25,978.94	6,576.12	0.00
			-12,500.00	12,500.00	9,975.00	0.00	12,500.00	0.00				
4:00	665,000.00	657,000.00	9,975.00	0.00	0.00	0.00	665,000.00	0.00	0.00	20,835.24	0.00	0.00
			-8,000.00	8,000.00	8,000.00	0.00	8,000.00	0.00				
5:00	665,000.00	654,000.00	9,975.00	0.00	0.00	1,025.00	665,000.00	0.00	0.00	25,978.94	2,669.52	0.00
			-11,000.00	11,000.00	9,975.00	0.00	11,000.00	0.00				
6:00	665,000.00	651,000.00	9,975.00	0.00	0.00	4,025.00	665,000.00	0.00	0.00	25,978.94	10,482.73	0.00
			-14,000.00	14,000.00	9,975.00	0.00	14,000.00	0.00				
7:00	665,000.00	654,000.00	9,975.00	0.00	0.00	1,025.00	665,000.00	0.00	0.00	25,978.94	2,669.52	0.00
			-11,000.00	11,000.00	9,975.00	0.00	11,000.00	0.00				
8:00	665,000.00	652,500.00	9,975.00	0.00	0.00	2,525.00	665,000.00	0.00	0.00	25,978.94	6,576.12	0.00
			-12,500.00	12,500.00	9,975.00	0.00	12,500.00	0.00				
9:00	750,000.00	715,500.00	11,250.00	0.00	0.00	23,250.00	750,000.00	0.00	0.00	29,299.55	60,552.41	0.00
			-34,500.00	34,500.00	11,250.00	0.00	34,500.00	0.00				
10:00	750,000.00	730,500.00	11,250.00	0.00	0.00	8,250.00	750,000.00	0.00	0.00	29,299.55	21,486.34	0.00
			-19,500.00	19,500.00	11,250.00	0.00	19,500.00	0.00				
11:00	750,000.00	732,000.00	11,250.00	0.00	0.00	6,750.00	750,000.00	0.00	0.00	29,299.55	17,579.73	0.00
			-18,000.00	18,000.00	11,250.00	0.00	18,000.00	0.00				
12:00	750,000.00	31,500.00	11,250.00	0.00	0.00	707,250.00	750,000.00	0.00	0.00	29,299.55	1,841,965.35	0.00
			-718,500.00	718,500.00	11,250.00	0.00	718,500.00	0.00				
13:00	750,000.00	0.00	11,250.00	0.00	0.00	738,750.00	750,000.00	0.00	0.00	29,299.55	1,924,004.11	0.00
			-750,000.00	750,000.00	11,250.00	0.00	750,000.00	0.00				
14:00	750,000.00	27,000.00	11,250.00	0.00	0.00	711,750.00	750,000.00	0.00	0.00	29,299.55	1,853,685.17	0.00
			-723,000.00	723,000.00	11,250.00	0.00	723,000.00	0.00				
15:00	750,000.00	160,500.00	11,250.00	0.00	0.00	578,250.00	750,000.00	0.00	0.00	29,299.55	1,505,997.12	0.00
			-589,500.00	589,500.00	11,250.00	0.00	589,500.00	0.00				
16:00	750,000.00	321,000.00	11,250.00	0.00	0.00	417,750.00	750,000.00	0.00	0.00	29,299.55	1,087,990.14	0.00
			-429,000.00	429,000.00	11,250.00	0.00	429,000.00	0.00				
17:00	750,000.00	430,500.00	11,250.00	0.00	0.00	308,250.00	750,000.00	0.00	0.00	29,299.55	802,807.80	0.00
			-319,500.00	319,500.00	11,250.00	0.00	319,500.00	0.00				
18:00	750,000.00	510,000.00	11,250.00	0.00	0.00	228,750.00	750,000.00	0.00	0.00	29,299.55	595,757.62	0.00
			-240,000.00	240,000.00	11,250.00	0.00	240,000.00	0.00				
19:00	750,000.00	600,000.00	11,250.00	0.00	0.00	138,750.00	750,000.00	0.00	0.00	29,299.55	361,361.18	0.00
			-150,000.00	150,000.00	11,250.00	0.00	150,000.00	0.00				
20:00	750,000.00	597,000.00	11,250.00	0.00	0.00	141,750.00	750,000.00	0.00	0.00	29,299.55	369,174.39	0.00
			-153,000.00	153,000.00	11,250.00	0.00	153,000.00	0.00				
21:00	750,000.00	601,500.00	11,250.00	0.00	0.00	137,250.00	750,000.00	0.00	0.00	29,299.55	357,454.57	0.00
			-148,500.00	148,500.00	11,250.00	0.00	148,500.00	0.00				
22:00	750,000.00	598,500.00	11,250.00	0.00	0.00	140,250.00	750,000.00	0.00	0.00	29,299.55	365,267.78	0.00
			-151,500.00	151,500.00	11,250.00	0.00	151,500.00	0.00				
23:00	750,000.00	583,500.00	11,250.00	0.00	0.00	155,250.00	750,000.00	0.00	0.00	29,299.55	404,333.86	0.00
			-166,500.00	166,500.00	11,250.00	0.00	166,500.00	0.00				
0:00	750,000.00	718,500.00	11,250.00	0.00	0.00	20,250.00	750,000.00	0.00	0.00	29,299.55	52,739.20	0.00
			-31,500.00	31,500.00	11,250.00	0.00	31,500.00	0.00				
<b>Summary for the Day</b>												
21-May-02	<b>17,320,000.00</b>	<b>12,607,500.00</b>	<b>259,800.00</b>	<b>8,500.00</b>	<b>8,500.00</b>	<b>4,473,625.00</b>	<b>750,000.00</b>	<b>0.00</b>	<b>22,137.44</b>	<b>644,264.66</b>	<b>11,651,130.78</b>	<b>4,826,123.40</b>
			<b>-4,712,500.00</b>	<b>4,721,000.00</b>	<b>247,375.00</b>	<b>0.00</b>	<b>750,000.00</b>	<b>0.00</b>				

**Imbalance calculations ( Inclusive of BackUp) - 1 Hour Intervals**

(Non - Firm Service)

**Billing Period: April 26, 2002 - May 26, 2002**

Time	Loads, kWh (without TL )		Load Limits Act - Sch	Over Under	Credit Debit	Imbalance No Credit	Max Sched Max Under	Credited Imbalance Net Imbalance Capacity	Energy Charge, PhP / kWh			Additional Capacity Charge PhP
	Scheduled	Actual	kWh			kW			Credit	Debit	Imbalance	
1:00	750,000.00	739,500.00	11,250.00	0.00	0.00	0.00	750,000.00	0.00	0.00	27,346.25	0.00	0.00
			-10,500.00	10,500.00	10,500.00	0.00	10,500.00	0.00				
2:00	750,000.00	738,000.00	11,250.00	0.00	0.00	750.00	750,000.00	0.00	0.00	29,299.55	1,953.30	0.00
			-12,000.00	12,000.00	11,250.00	0.00	12,000.00	0.00				
3:00	750,000.00	739,500.00	11,250.00	0.00	0.00	0.00	750,000.00	0.00	0.00	27,346.25	0.00	0.00
			-10,500.00	10,500.00	10,500.00	0.00	10,500.00	0.00				
4:00	750,000.00	738,000.00	11,250.00	0.00	0.00	750.00	750,000.00	0.00	0.00	29,299.55	1,953.30	0.00
			-12,000.00	12,000.00	11,250.00	0.00	12,000.00	0.00				
5:00	750,000.00	738,000.00	11,250.00	0.00	0.00	750.00	750,000.00	0.00	0.00	29,299.55	1,953.30	0.00
			-12,000.00	12,000.00	11,250.00	0.00	12,000.00	0.00				
6:00	750,000.00	741,000.00	11,250.00	0.00	0.00	0.00	750,000.00	0.00	0.00	23,439.64	0.00	0.00
			-9,000.00	9,000.00	9,000.00	0.00	9,000.00	0.00				
7:00	750,000.00	736,500.00	11,250.00	0.00	0.00	2,250.00	750,000.00	0.00	0.00	29,299.55	5,859.91	0.00
			-13,500.00	13,500.00	11,250.00	0.00	13,500.00	0.00				
8:00	750,000.00	733,500.00	11,250.00	0.00	0.00	5,250.00	750,000.00	0.00	0.00	29,299.55	13,673.13	0.00
			-16,500.00	16,500.00	11,250.00	0.00	16,500.00	0.00				
9:00	750,000.00	733,500.00	11,250.00	0.00	0.00	5,250.00	750,000.00	0.00	0.00	29,299.55	13,673.13	0.00
			-16,500.00	16,500.00	11,250.00	0.00	16,500.00	0.00				
10:00	750,000.00	730,500.00	11,250.00	0.00	0.00	8,250.00	750,000.00	0.00	0.00	29,299.55	21,486.34	0.00
			-19,500.00	19,500.00	11,250.00	0.00	19,500.00	0.00				
11:00	750,000.00	727,500.00	11,250.00	0.00	0.00	11,250.00	750,000.00	0.00	0.00	29,299.55	29,299.55	0.00
			-22,500.00	22,500.00	11,250.00	0.00	22,500.00	0.00				
12:00	750,000.00	726,000.00	11,250.00	0.00	0.00	12,750.00	750,000.00	0.00	0.00	29,299.55	33,206.16	0.00
			-24,000.00	24,000.00	11,250.00	0.00	24,000.00	0.00				
13:00	750,000.00	732,000.00	11,250.00	0.00	0.00	6,750.00	750,000.00	0.00	0.00	29,299.55	17,579.73	0.00
			-18,000.00	18,000.00	11,250.00	0.00	18,000.00	0.00				
14:00	750,000.00	735,000.00	11,250.00	0.00	0.00	3,750.00	750,000.00	0.00	0.00	29,299.55	9,766.52	0.00
			-15,000.00	15,000.00	11,250.00	0.00	15,000.00	0.00				
15:00	750,000.00	736,500.00	11,250.00	0.00	0.00	2,250.00	750,000.00	0.00	0.00	29,299.55	5,859.91	0.00
			-13,500.00	13,500.00	11,250.00	0.00	13,500.00	0.00				
16:00	750,000.00	735,000.00	11,250.00	0.00	0.00	3,750.00	750,000.00	0.00	0.00	29,299.55	9,766.52	0.00
			-15,000.00	15,000.00	11,250.00	0.00	15,000.00	0.00				
17:00	750,000.00	736,500.00	11,250.00	0.00	0.00	2,250.00	750,000.00	0.00	0.00	29,299.55	5,859.91	0.00
			-13,500.00	13,500.00	11,250.00	0.00	13,500.00	0.00				
18:00	750,000.00	736,500.00	11,250.00	0.00	0.00	2,250.00	750,000.00	0.00	0.00	29,299.55	5,859.91	0.00
			-13,500.00	13,500.00	11,250.00	0.00	13,500.00	0.00				
19:00	750,000.00	741,000.00	11,250.00	0.00	0.00	0.00	750,000.00	0.00	0.00	23,439.64	0.00	0.00
			-9,000.00	9,000.00	9,000.00	0.00	9,000.00	0.00				
20:00	750,000.00	739,500.00	11,250.00	0.00	0.00	0.00	750,000.00	0.00	0.00	27,346.25	0.00	0.00
			-10,500.00	10,500.00	10,500.00	0.00	10,500.00	0.00				
21:00	750,000.00	742,500.00	11,250.00	0.00	0.00	0.00	750,000.00	0.00	0.00	19,533.04	0.00	0.00
			-7,500.00	7,500.00	7,500.00	0.00	7,500.00	0.00				
22:00	750,000.00	742,500.00	11,250.00	0.00	0.00	0.00	750,000.00	0.00	0.00	19,533.04	0.00	0.00
			-7,500.00	7,500.00	7,500.00	0.00	7,500.00	0.00				
23:00	750,000.00	747,000.00	11,250.00	0.00	0.00	0.00	750,000.00	0.00	0.00	7,813.21	0.00	0.00
			-3,000.00	3,000.00	3,000.00	0.00	3,000.00	0.00				
0:00	750,000.00	744,000.00	11,250.00	0.00	0.00	0.00	750,000.00	0.00	0.00	15,626.43	0.00	0.00
Summary for the Day			-6,000.00	6,000.00	6,000.00	0.00	6,000.00	0.00				
22-May-02	<b>18,000,000.00</b>	<b>17,689,500.00</b>	<b>270,000.00</b>	<b>0.00</b>	<b>0.00</b>	<b>68,250.00</b>	<b>750,000.00</b>	<b>0.00</b>	<b>0.00</b>	<b>630,917.08</b>	<b>177,750.63</b>	<b>0.00</b>
			<b>-310,500.00</b>	<b>310,500.00</b>	<b>242,250.00</b>	<b>0.00</b>	<b>24,000.00</b>	<b>0.00</b>				

**Imbalance calculations ( Inclusive of BackUp) - 1 Hour Intervals**

(Non - Firm Service)

**Billing Period: April 26, 2002 - May 26, 2002**

Time	Loads, kWh (without TL )		Load Limits Act - Sch	Over Under	Credit Debit	Imbalance No Credit	Max Sched Max Under	Credited Imbalance Net Imbalance Capacity	Energy Charge, PhP / kWh			Additional Capacity Charge PhP
	Scheduled	Actual	kWh			kW			Credit	Debit	Imbalance	
1:00	750,000.00	748,500.00	11,250.00	0.00	0.00	0.00	750,000.00	0.00	0.00	3,906.61	0.00	0.00
			-1,500.00	1,500.00	1,500.00	0.00	1,500.00	0.00				
2:00	750,000.00	745,500.00	11,250.00	0.00	0.00	0.00	750,000.00	0.00	0.00	11,719.82	0.00	0.00
			-4,500.00	4,500.00	4,500.00	0.00	4,500.00	0.00				
3:00	750,000.00	747,000.00	11,250.00	0.00	0.00	0.00	750,000.00	0.00	0.00	7,813.21	0.00	0.00
			-3,000.00	3,000.00	3,000.00	0.00	3,000.00	0.00				
4:00	750,000.00	744,000.00	11,250.00	0.00	0.00	0.00	750,000.00	0.00	0.00	15,626.43	0.00	0.00
			-6,000.00	6,000.00	6,000.00	0.00	6,000.00	0.00				
5:00	750,000.00	742,500.00	11,250.00	0.00	0.00	0.00	750,000.00	0.00	0.00	19,533.04	0.00	0.00
			-7,500.00	7,500.00	7,500.00	0.00	7,500.00	0.00				
6:00	750,000.00	745,500.00	11,250.00	0.00	0.00	0.00	750,000.00	0.00	0.00	11,719.82	0.00	0.00
			-4,500.00	4,500.00	4,500.00	0.00	4,500.00	0.00				
7:00	750,000.00	742,500.00	11,250.00	0.00	0.00	0.00	750,000.00	0.00	0.00	19,533.04	0.00	0.00
			-7,500.00	7,500.00	7,500.00	0.00	7,500.00	0.00				
8:00	750,000.00	739,500.00	11,250.00	0.00	0.00	0.00	750,000.00	0.00	0.00	27,346.25	0.00	0.00
			-10,500.00	10,500.00	10,500.00	0.00	10,500.00	0.00				
9:00	750,000.00	736,500.00	11,250.00	0.00	0.00	2,250.00	750,000.00	0.00	0.00	29,299.55	5,859.91	0.00
			-13,500.00	13,500.00	11,250.00	0.00	13,500.00	0.00				
10:00	750,000.00	729,000.00	11,250.00	0.00	0.00	9,750.00	750,000.00	0.00	0.00	29,299.55	25,392.95	0.00
			-21,000.00	21,000.00	11,250.00	0.00	21,000.00	0.00				
11:00	750,000.00	727,500.00	11,250.00	0.00	0.00	11,250.00	750,000.00	0.00	0.00	29,299.55	29,299.55	0.00
			-22,500.00	22,500.00	11,250.00	0.00	22,500.00	0.00				
12:00	750,000.00	723,000.00	11,250.00	0.00	0.00	15,750.00	750,000.00	0.00	0.00	29,299.55	41,019.38	0.00
			-27,000.00	27,000.00	11,250.00	0.00	27,000.00	0.00				
13:00	750,000.00	718,500.00	11,250.00	0.00	0.00	20,250.00	750,000.00	0.00	0.00	29,299.55	52,739.20	0.00
			-31,500.00	31,500.00	11,250.00	0.00	31,500.00	0.00				
14:00	750,000.00	717,000.00	11,250.00	0.00	0.00	21,750.00	750,000.00	0.00	0.00	29,299.55	56,645.81	0.00
			-33,000.00	33,000.00	11,250.00	0.00	33,000.00	0.00				
15:00	750,000.00	723,000.00	11,250.00	0.00	0.00	15,750.00	750,000.00	0.00	0.00	29,299.55	41,019.38	0.00
			-27,000.00	27,000.00	11,250.00	0.00	27,000.00	0.00				
16:00	750,000.00	729,000.00	11,250.00	0.00	0.00	9,750.00	750,000.00	0.00	0.00	29,299.55	25,392.95	0.00
			-21,000.00	21,000.00	11,250.00	0.00	21,000.00	0.00				
17:00	750,000.00	727,500.00	11,250.00	0.00	0.00	11,250.00	750,000.00	0.00	0.00	29,299.55	29,299.55	0.00
			-22,500.00	22,500.00	11,250.00	0.00	22,500.00	0.00				
18:00	750,000.00	732,000.00	11,250.00	0.00	0.00	6,750.00	750,000.00	0.00	0.00	29,299.55	17,579.73	0.00
			-18,000.00	18,000.00	11,250.00	0.00	18,000.00	0.00				
19:00	750,000.00	733,500.00	11,250.00	0.00	0.00	5,250.00	750,000.00	0.00	0.00	29,299.55	13,673.13	0.00
			-16,500.00	16,500.00	11,250.00	0.00	16,500.00	0.00				
20:00	750,000.00	733,500.00	11,250.00	0.00	0.00	5,250.00	750,000.00	0.00	0.00	29,299.55	13,673.13	0.00
			-16,500.00	16,500.00	11,250.00	0.00	16,500.00	0.00				
21:00	750,000.00	738,000.00	11,250.00	0.00	0.00	750.00	750,000.00	0.00	0.00	29,299.55	1,953.30	0.00
			-12,000.00	12,000.00	11,250.00	0.00	12,000.00	0.00				
22:00	750,000.00	739,500.00	11,250.00	0.00	0.00	0.00	750,000.00	0.00	0.00	27,346.25	0.00	0.00
			-10,500.00	10,500.00	10,500.00	0.00	10,500.00	0.00				
23:00	750,000.00	744,000.00	11,250.00	0.00	0.00	0.00	750,000.00	0.00	0.00	15,626.43	0.00	0.00
			-6,000.00	6,000.00	6,000.00	0.00	6,000.00	0.00				
0:00	750,000.00	748,500.00	11,250.00	0.00	0.00	0.00	750,000.00	0.00	0.00	3,906.61	0.00	0.00
			-1,500.00	1,500.00	1,500.00	0.00	1,500.00	0.00				
Summary for the Day			-1,500.00	1,500.00	1,500.00	0.00	1,500.00	0.00	0.00	3,906.61	0.00	0.00
23-May-02	<b>18,000,000.00</b>	<b>17,655,000.00</b>	<b>270,000.00</b>	<b>0.00</b>	<b>0.00</b>	<b>135,750.00</b>	<b>750,000.00</b>	<b>0.00</b>	<b>0.00</b>	<b>544,971.72</b>	<b>353,547.96</b>	<b>0.00</b>
			<b>-345,000.00</b>	<b>345,000.00</b>	<b>209,250.00</b>	<b>0.00</b>	<b>33,000.00</b>	<b>0.00</b>				

**Imbalance calculations ( Inclusive of BackUp) - 1 Hour Intervals**

(Non - Firm Service)

**Billing Period: April 26, 2002 - May 26, 2002**

Time	Loads, kWh (without TL )		Load Limits Act - Sch	Over Under	Credit Debit	Imbalance No Credit	Max Sched Max Under	Credited Imbalance Net Imbalance Capacity	Energy Charge, PhP / kWh			Additional Capacity Charge PhP
	Scheduled	Actual	kWh			kW			Credit	Debit	Imbalance	
1:00	750,000.00	747,000.00	11,250.00	0.00	0.00	0.00	750,000.00	0.00	0.00	7,813.21	0.00	0.00
			-3,000.00	3,000.00	3,000.00	0.00	3,000.00	0.00				
2:00	750,000.00	747,000.00	11,250.00	0.00	0.00	0.00	750,000.00	0.00	0.00	7,813.21	0.00	0.00
			-3,000.00	3,000.00	3,000.00	0.00	3,000.00	0.00				
3:00	750,000.00	747,000.00	11,250.00	0.00	0.00	0.00	750,000.00	0.00	0.00	7,813.21	0.00	0.00
			-3,000.00	3,000.00	3,000.00	0.00	3,000.00	0.00				
4:00	750,000.00	748,500.00	11,250.00	0.00	0.00	0.00	750,000.00	0.00	0.00	3,906.61	0.00	0.00
			-1,500.00	1,500.00	1,500.00	0.00	1,500.00	0.00				
5:00	750,000.00	747,000.00	11,250.00	0.00	0.00	0.00	750,000.00	0.00	0.00	7,813.21	0.00	0.00
			-3,000.00	3,000.00	3,000.00	0.00	3,000.00	0.00				
6:00	750,000.00	747,000.00	11,250.00	0.00	0.00	0.00	750,000.00	0.00	0.00	7,813.21	0.00	0.00
			-3,000.00	3,000.00	3,000.00	0.00	3,000.00	0.00				
7:00	750,000.00	744,000.00	11,250.00	0.00	0.00	0.00	750,000.00	0.00	0.00	15,626.43	0.00	0.00
			-6,000.00	6,000.00	6,000.00	0.00	6,000.00	0.00				
8:00	750,000.00	736,500.00	11,250.00	0.00	0.00	2,250.00	750,000.00	0.00	0.00	29,299.55	5,859.91	0.00
			-13,500.00	13,500.00	11,250.00	0.00	13,500.00	0.00				
9:00	835,000.00	735,000.00	12,525.00	0.00	0.00	87,475.00	835,000.00	0.00	0.00	32,620.17	227,820.32	0.00
			-100,000.00	100,000.00	12,525.00	0.00	100,000.00	0.00				
10:00	835,000.00	818,500.00	12,525.00	0.00	0.00	3,975.00	835,000.00	0.00	0.00	32,620.17	10,352.51	0.00
			-16,500.00	16,500.00	12,525.00	0.00	16,500.00	0.00				
11:00	835,000.00	815,500.00	12,525.00	0.00	0.00	6,975.00	835,000.00	0.00	0.00	32,620.17	18,165.72	0.00
			-19,500.00	19,500.00	12,525.00	0.00	19,500.00	0.00				
12:00	835,000.00	814,000.00	12,525.00	0.00	0.00	8,475.00	835,000.00	0.00	0.00	32,620.17	22,072.33	0.00
			-21,000.00	21,000.00	12,525.00	0.00	21,000.00	0.00				
13:00	835,000.00	856,000.00	12,525.00	21,000.00	12,525.00	0.00	835,000.00	0.00	32,620.17	0.00	0.00	0.00
			21,000.00	0.00	0.00	8,475.00	0.00	0.00				
14:00	835,000.00	795,000.00	12,525.00	0.00	0.00	27,475.00	835,000.00	0.00	0.00	32,620.17	71,556.02	0.00
			-40,000.00	40,000.00	12,525.00	0.00	40,000.00	0.00				
15:00	835,000.00	795,000.00	12,525.00	0.00	0.00	27,475.00	835,000.00	0.00	0.00	32,620.17	71,556.02	0.00
			-40,000.00	40,000.00	12,525.00	0.00	40,000.00	0.00				
16:00	835,000.00	799,500.00	12,525.00	0.00	0.00	22,975.00	835,000.00	0.00	0.00	32,620.17	59,836.20	0.00
			-35,500.00	35,500.00	12,525.00	0.00	35,500.00	0.00				
17:00	835,000.00	802,500.00	12,525.00	0.00	0.00	19,975.00	835,000.00	0.00	0.00	32,620.17	52,022.99	0.00
			-32,500.00	32,500.00	12,525.00	0.00	32,500.00	0.00				
18:00	835,000.00	807,000.00	12,525.00	0.00	0.00	15,475.00	835,000.00	0.00	0.00	32,620.17	40,303.17	0.00
			-28,000.00	28,000.00	12,525.00	0.00	28,000.00	0.00				
19:00	915,000.00	887,000.00	13,725.00	0.00	0.00	14,275.00	915,000.00	0.00	0.00	35,745.46	37,177.88	0.00
			-28,000.00	28,000.00	13,725.00	0.00	28,000.00	0.00				
20:00	915,000.00	890,000.00	13,725.00	0.00	0.00	11,275.00	915,000.00	0.00	0.00	35,745.46	29,364.67	0.00
			-25,000.00	25,000.00	13,725.00	0.00	25,000.00	0.00				
21:00	915,000.00	890,000.00	13,725.00	0.00	0.00	11,275.00	915,000.00	0.00	0.00	35,745.46	29,364.67	0.00
			-25,000.00	25,000.00	13,725.00	0.00	25,000.00	0.00				
22:00	895,000.00	820,500.00	13,425.00	0.00	0.00	61,075.00	895,000.00	0.00	0.00	34,964.14	159,064.03	0.00
			-74,500.00	74,500.00	13,425.00	0.00	74,500.00	0.00				
23:00	895,000.00	883,500.00	13,425.00	0.00	0.00	0.00	895,000.00	0.00	0.00	29,950.66	0.00	0.00
			-11,500.00	11,500.00	11,500.00	0.00	11,500.00	0.00				
0:00	895,000.00	876,000.00	13,425.00	0.00	0.00	5,575.00	895,000.00	0.00	0.00	34,964.14	14,519.56	0.00
Summary for the Day			-19,000.00	19,000.00	13,425.00	0.00	19,000.00	0.00				
24-May-02	<b>19,780,000.00</b>	<b>19,249,000.00</b>	<b>296,700.00</b>	<b>21,000.00</b>	<b>12,525.00</b>	<b>326,000.00</b>	<b>915,000.00</b>	<b>0.00</b>	<b>32,620.17</b>	<b>588,595.50</b>	<b>849,035.99</b>	<b>0.00</b>
			<b>-531,000.00</b>	<b>552,000.00</b>	<b>226,000.00</b>	<b>8,475.00</b>	<b>100,000.00</b>	<b>0.00</b>				

**Imbalance calculations ( Inclusive of BackUp) - 1 Hour Intervals**

(Non - Firm Service)

**Billing Period: April 26, 2002 - May 26, 2002**

Time	Loads, kWh (without TL )		Load Limits Act - Sch	Over Under	Credit Debit	Imbalance No Credit	Max Sched Max Under	Credited Imbalance Net Imbalance Capacity	Energy Charge, PhP / kWh			Additional Capacity Charge PhP
	Scheduled	Actual	kWh			kW			Credit	Debit	Imbalance	
1:00	895,000.00	873,000.00	13,425.00	0.00	0.00	8,575.00	895,000.00	0.00	0.00	34,964.14	22,332.77	0.00
			-22,000.00	22,000.00	13,425.00	0.00	22,000.00	0.00				
2:00	895,000.00	877,500.00	13,425.00	0.00	0.00	4,075.00	895,000.00	0.00	0.00	34,964.14	10,612.95	0.00
			-17,500.00	17,500.00	13,425.00	0.00	17,500.00	0.00				
3:00	810,000.00	814,500.00	12,150.00	4,500.00	4,500.00	0.00	810,000.00	0.00	11,719.82	0.00	0.00	0.00
			4,500.00	0.00	0.00	0.00	0.00	0.00				
4:00	810,000.00	802,500.00	12,150.00	0.00	0.00	0.00	810,000.00	0.00	0.00	19,533.04	0.00	0.00
			-7,500.00	7,500.00	7,500.00	0.00	7,500.00	0.00				
5:00	665,000.00	616,500.00	9,975.00	0.00	0.00	38,525.00	665,000.00	0.00	0.00	25,978.94	100,334.70	0.00
			-48,500.00	48,500.00	9,975.00	0.00	48,500.00	0.00				
6:00	665,000.00	662,000.00	9,975.00	0.00	0.00	0.00	665,000.00	0.00	0.00	7,813.21	0.00	0.00
			-3,000.00	3,000.00	3,000.00	0.00	3,000.00	0.00				
7:00	665,000.00	666,000.00	9,975.00	1,000.00	1,000.00	0.00	665,000.00	0.00	2,604.40	0.00	0.00	0.00
			1,000.00	0.00	0.00	0.00	0.00	0.00				
8:00	665,000.00	654,000.00	9,975.00	0.00	0.00	1,025.00	665,000.00	0.00	0.00	25,978.94	2,669.52	0.00
			-11,000.00	11,000.00	9,975.00	0.00	11,000.00	0.00				
9:00	750,000.00	687,000.00	11,250.00	0.00	0.00	51,750.00	750,000.00	0.00	0.00	29,299.55	134,777.95	0.00
			-63,000.00	63,000.00	11,250.00	0.00	63,000.00	0.00				
10:00	750,000.00	739,500.00	11,250.00	0.00	0.00	0.00	750,000.00	0.00	0.00	27,346.25	0.00	0.00
			-10,500.00	10,500.00	10,500.00	0.00	10,500.00	0.00				
11:00	750,000.00	724,500.00	11,250.00	0.00	0.00	14,250.00	750,000.00	0.00	0.00	29,299.55	37,112.77	0.00
			-25,500.00	25,500.00	11,250.00	0.00	25,500.00	0.00				
12:00	750,000.00	724,500.00	11,250.00	0.00	0.00	14,250.00	750,000.00	0.00	0.00	29,299.55	37,112.77	0.00
			-25,500.00	25,500.00	11,250.00	0.00	25,500.00	0.00				
13:00	750,000.00	720,000.00	11,250.00	0.00	0.00	18,750.00	750,000.00	0.00	0.00	29,299.55	48,832.59	0.00
			-30,000.00	30,000.00	11,250.00	0.00	30,000.00	0.00				
14:00	750,000.00	718,500.00	11,250.00	0.00	0.00	20,250.00	750,000.00	0.00	0.00	29,299.55	52,739.20	0.00
			-31,500.00	31,500.00	11,250.00	0.00	31,500.00	0.00				
15:00	750,000.00	718,500.00	11,250.00	0.00	0.00	20,250.00	750,000.00	0.00	0.00	29,299.55	52,739.20	0.00
			-31,500.00	31,500.00	11,250.00	0.00	31,500.00	0.00				
16:00	750,000.00	721,500.00	11,250.00	0.00	0.00	17,250.00	750,000.00	0.00	0.00	29,299.55	44,925.98	0.00
			-28,500.00	28,500.00	11,250.00	0.00	28,500.00	0.00				
17:00	750,000.00	721,500.00	11,250.00	0.00	0.00	17,250.00	750,000.00	0.00	0.00	29,299.55	44,925.98	0.00
			-28,500.00	28,500.00	11,250.00	0.00	28,500.00	0.00				
18:00	750,000.00	726,000.00	11,250.00	0.00	0.00	12,750.00	750,000.00	0.00	0.00	29,299.55	33,206.16	0.00
			-24,000.00	24,000.00	11,250.00	0.00	24,000.00	0.00				
19:00	750,000.00	724,500.00	11,250.00	0.00	0.00	14,250.00	750,000.00	0.00	0.00	29,299.55	37,112.77	0.00
			-25,500.00	25,500.00	11,250.00	0.00	25,500.00	0.00				
20:00	750,000.00	729,000.00	11,250.00	0.00	0.00	9,750.00	750,000.00	0.00	0.00	29,299.55	25,392.95	0.00
			-21,000.00	21,000.00	11,250.00	0.00	21,000.00	0.00				
21:00	750,000.00	730,500.00	11,250.00	0.00	0.00	8,250.00	750,000.00	0.00	0.00	29,299.55	21,486.34	0.00
			-19,500.00	19,500.00	11,250.00	0.00	19,500.00	0.00				
22:00	750,000.00	732,000.00	11,250.00	0.00	0.00	6,750.00	750,000.00	0.00	0.00	29,299.55	17,579.73	0.00
			-18,000.00	18,000.00	11,250.00	0.00	18,000.00	0.00				
23:00	750,000.00	732,000.00	11,250.00	0.00	0.00	6,750.00	750,000.00	0.00	0.00	29,299.55	17,579.73	0.00
			-18,000.00	18,000.00	11,250.00	0.00	18,000.00	0.00				
0:00	750,000.00	733,500.00	11,250.00	0.00	0.00	5,250.00	750,000.00	0.00	0.00	29,299.55	13,673.13	0.00
			-16,500.00	16,500.00	11,250.00	0.00	16,500.00	0.00				
<b>Summary for the Day</b>												
25-May-02	<b>18,070,000.00</b>	<b>17,549,000.00</b>	<b>271,050.00</b>	<b>5,500.00</b>	<b>5,500.00</b>	<b>289,950.00</b>	<b>895,000.00</b>	<b>0.00</b>	<b>14,324.23</b>	<b>616,071.97</b>	<b>755,147.19</b>	<b>0.00</b>
			<b>-521,000.00</b>	<b>526,500.00</b>	<b>236,550.00</b>	<b>0.00</b>	<b>63,000.00</b>	<b>0.00</b>				

APPENDIX 13



National Transmission Corporation

### Summary of Imbalance Charges

Customer

Billing Period

APRIL 26, 2002 TO MAY 25, 2002

(Non - Firm Service)

Scheduled Output, kWh	450,661,000.00
Actual Output, kWh	434,259,500.00

No Credit Over Generation, kWh	1,679,700.00
Net Actual Output, kWh	432,579,800.00
Scheduled minus Net Actual Output, kWh	18,081,200.00
Allowable Shortage, kWh	5,799,300.00
Allowable Excess, kWh	307,800.00
Net Allowable Shortage, kWh	5,491,500.00
Penalized Imbalance Energy, kWh	12,589,700.00
Total Imbalance Capacity, kW	2,579,000.00
Credited Imbalance Capacity (LFFR), kW	1,646,700.00
Net Imbalance Capacity, kW	932,300.00
Rates, PhP/kWh	2.3813
Penalized Imbalance Energy Factor	1.50
<b>Additional Capacity Charges, PhP</b>	<b>6,911,512.82</b>
<b>Net Allowable Shortage Energy Charge, PhP</b>	<b>12,687,217.06</b>
<b>Penalized Imbalance Energy Charge, PhP</b>	<b>43,629,679.50</b>
<b>Total Imbalance Charges, PhP</b>	<b>63,228,409.39</b>

APPENDIX 14

**Calculations for Imbalance Charges**  
(Non – Firm Service)

Data Used	Derivation of Value
DLY_SCHED	Hourly values of Scheduled loads
12908522	15 – minute values of metered loads
QPLLINE2	15 – minute values of metered loads
BackUp	BackUp Availment Scheduled loads
ERAS Rates, PhP/kWh	Applicable total generation charge per grid plus any approved FOREX adjustments.
Rates, PhP/kW	Applicable ERC approved rates

Report Name: **Imbalance Calculations (Daily Interval)**

Column Name	Derivation of Value
Time	Date within the billing period
<b>Loads, kWh (w/o TL Loss)</b> Scheduled Actual	$DLY\_SCHED_h^{SUM}$ $DLY\_ACT_{15min}^{SUM} [(1290852 + QPLLINE2) + BackUp]$
Load Limits	$(DLY\_SCHED_h^{SUM} * 1.5\%)$
Act – Sched	Actual – Scheduled
Over	If Act – Sch is greater than or equal to 0 Then Over = Act – Sch else Over = 0
Under	If Act – Sch is less than 0 then Under = - (Act – Sch) Else Under = 0
Credit	If Over > = Load Limits then Credit = Load Limits else Credit = Over
Debit	If Under > = Load Limits then Debit = Load Limits else Debit = Under
Imbalance	If Under > Load Limits then Imbalance = Under – Load Limits else Imbalance = 0
No Credit	If Over > Load Limits then No Credit = Over – Load Limits else No Credit = 0
Max Sched, (kW)	Maximum scheduled load per day
Max Under (kW)	Maximum under per day
Credited Imbalance (kW)	If Max Under < 0.132 * Max Sched Then Credited Imbalance (kW) =Max Under, else Credited Imbalance (kW) = 0.132 * Max Sched
Net Imbalance Capacity (kW)	Max Under- Credited Imbalance (kW)
<b>Energy Charge, (PhP/kWh)</b>	
Credit	[Credit * (1-2.98%)] * ERAS Rate
Debit	[Debit * (1-2.98%)] * ERAS Rate
Imbalance	[Imbalance * (1-2.98%)] * ERAS Rate
Additional Capacity Charge, PhP	Net Imbalance Capacity* Imbalance Capacity Rate

See attached Summary of Imbalance Charges and Sample Transmission Power Bill

**Calculations for Imbalance Charges**  
(Non – Firm Service)

Data Used	Derivation of Value
DLY_SCHED	Hourly values of Scheduled loads
12908522	15 – minute values of metered loads
QPLLINE2	15 – minute values of metered loads
ERAS Rate, PhP/kWh	Applicable total generation charge per grid plus any approved FOREX adjustments.
Rates, PhP/kW	Applicable ERC approved rates

Report Name: **Summary of Imbalance Charges**

Title	Derivation of Value
Scheduled Output,kWh	Sum of $DLY\_SCHED_h^{SUM}$
Actual Output, kWh	Sum of $DLY\_ACT_{15\min}^{SUM}$ , $[(1290852 + QPLLINE2) + BackUp]$
No Credit Over Generation, kWh	Sum of No Credit
Net Actual Output, kWh	Sum of $(DLY\_SCHED_h^{SUM} - DLY\_ACT_{15\min}^{SUM})$
Scheduled minus Net Actual Output, kWh	Net Shortage + No Credit Overdeliveries
Allowable Shortage, kWh	Sum of Debit
Allowable Excess, kWh	Sum of Credit
Net Allowable Shortage, kWh	If Allowable Shortage > Allowable Excess then Net Allowable Shortage = Allowable Excess else Net Allowable Shortage = 0
Penalized Imbalance Energy, kWh	(Scheduled minus Net Actual Output) – Net Allowable Shortage
Total Imbalance Capacity (LFFR), Kw	Sum of $DLY\_Under_h^{SUM}$
Credited Imbalance Capacity, Kw	Sum of daily values of If $DLY\_Under_h^{MAX} < 0.132 * DLY\_SCHED_h^{MAX}$ Then Credited Imbalance (kW) = $DLY\_Under_h^{MAX}$ , else Credited Imbalance (kW) = $0.132 * DLY\_SCHED_h^{MAX}$
Net Imbalance Capacity, kW	<b>Total Imbalance Capacity – Credited Imbalance Capacity</b>
Rates, PhP/kWh	Applicable total generation charge per grid plus any approved FOREX adjustments.
Penalized Imbalance Energy Factor	IMB_FACTOR
Additional Capacity Charges, PhP	Net Imbalance Capacity * Imbalance Capacity Rate
Net Allowable Shortage Energy Charge, PhP	[Net Allowable Shortage * (1-2.98%)] * ERAS Rate
Penalized Imbalance Charges, PhP	[Penalized Imbalance Energy * (1-2.98%)] * Penalized Imbalance Energy Factor * ERAS Rate
Total Imbalance Charges, PhP	Additional Capacity Charges + Net Allowable Shortage Energy Charge + Penalized Imbalance Energy Charge

**Calculations for Imbalance Charges**  
**(Non – Firm Service)**

Data Used	Derivation of Value
DLY_SCHED	Hourly values of Scheduled loads
12908522	15 – minute values of metered loads
QPLLINE2	15 – minute values of metered loads
BackUp	BackUp Availment Scheduled loads
ERAS Rate, PhP/kWh	Applicable total generation charge per grid plus any approved FOREX adjustments.
Rates,	Applicable ERC approved rates

Report Name: **Imbalance Calculations (Hourly Interval)**

<i>Column Name</i>	<i>Derivation of Value</i>
Time	Date within the billing period
Loads, kWh (w/o TL Loss) Scheduled Actual	<i>HOURLY _ SCHED</i>  $HOURLY\_ACT_{15\min}^{SUM} \left[ (1290852 + QPLLINE2) + BackUp \right]$
Load Limits	$(HOURLY\_SCHED * 1.5\%)$
Act – Sched	Actual – Scheduled
Over	If Act – Sch is greater than or equal to 0 Then Over = Act – Sch else Over = 0
Under	If Act – Sch is less than 0 then Under = - (Act – Sch) Else Under = 0
Credit	If Over > = Load Limits then Credit = Load Limits else Credit = Over
Debit	If Under > = Load Limits then Debit = Load Limits else Debit = Under
Imbalance	If Under > Load Limits then Imbalance = Under – Load Limits else Imbalance = 0
No Credit	If Over > Load Limits then No Credit = Over – Load Limits else No Credit = 0
Max Sched, (kW)	Maximum scheduled load per day
Max Under (kW)	Maximum under per day
Credited Imbalance (kW)	If Max Under < 0.132 * Max Sched Then Credited Imbalance (kW) =Max Under, else Credited Imbalance (kW) = 0.132 * Max Sched
Net Imbalance Capacity (kW)	Max Under- Credited Imbalance (kW)
<b>Energy Charges,(PhP/kWh)</b>	
Credit	[Credit * (1-2.98%)] * ERAS Rate
Debit	[Debit * (1-2.98%)] * ERAS Rate
Imbalance	[Imbalance * (1-2.98%)] * ERAS Rate
Additional Capacity Charge (PhP)	Net Imbalance Capacity * Imbalance Capacity Rate

APPENDIX 15

Imbalance calculations ( Inclusive of BackUp) - Daily Intervals

(Non - Firm Service)

Billing Period: April 26, 2002 - May 26, 2002

Time	Loads, kWh (without TL)		Load Limits	Over	Credit	Imbalance	Max Sched	Credited Imbalance	Energy Charge, PhP / kWh			Additional Capacity Charge PhP
	Scheduled	Actual	Act - Sched	Under	Debit	No Credit	Max Under	Net Imbalance Capacity	Credit	Debit	Imbalance	
			kWh									kW
26-Apr-02	11,600,000.00	8,542,500.00	174,000.00	46,000.00	21,500.00	2,956,500.00	500,000.00	66,000.00	55,994.70	382,847.52	7,699,923.03	1,527,160.40
			-3,057,500.00	3,103,500.00	147,000.00	24,500.00	272,000.00	206,000.00				
27-Apr-02	12,000,000.00	11,485,000.00	180,000.00	0.00	0.00	340,000.00	500,000.00	66,000.00	0.00	455,770.85	885,497.66	103,787.60
			-515,000.00	515,000.00	175,000.00	0.00	80,000.00	14,000.00				
28-Apr-02	14,125,000.00	13,739,500.00	211,875.00	61,000.00	30,000.00	299,640.00	750,000.00	99,000.00	78,132.15	382,482.90	780,383.88	126,027.80
			-385,500.00	446,500.00	146,860.00	31,000.00	116,000.00	17,000.00				
29-Apr-02	9,960,000.00	9,948,000.00	149,400.00	95,500.00	12,450.00	3,000.00	500,000.00	9,500.00	32,424.84	272,160.31	7,813.21	0.00
			-12,000.00	107,500.00	104,500.00	83,050.00	9,500.00	0.00				
30-Apr-02	9,600,000.00	9,420,000.00	144,000.00	0.00	0.00	63,000.00	400,000.00	34,000.00	0.00	304,715.37	164,077.51	0.00
			-180,000.00	180,000.00	117,000.00	0.00	34,000.00	0.00				
01-May-02	9,800,000.00	10,254,500.00	147,000.00	560,500.00	15,000.00	14,500.00	500,000.00	8,500.00	39,066.07	238,303.05	37,763.87	0.00
			454,500.00	106,000.00	91,500.00	545,500.00	8,500.00	0.00				
02-May-02	12,000,000.00	12,334,500.00	180,000.00	598,500.00	22,500.00	126,500.00	500,000.00	24,500.00	58,599.11	358,105.67	329,457.22	0.00
			334,500.00	264,000.00	137,500.00	576,000.00	24,500.00	0.00				
03-May-02	13,630,000.00	13,208,000.00	204,450.00	61,000.00	13,450.00	309,700.00	750,000.00	99,000.00	35,029.25	451,343.37	806,584.19	59,307.20
			-422,000.00	483,000.00	173,300.00	47,550.00	107,000.00	8,000.00				
04-May-02	16,980,000.00	16,567,500.00	254,700.00	4,000.00	4,000.00	183,150.00	750,000.00	45,000.00	10,417.62	607,737.88	476,996.75	0.00
			-412,500.00	416,500.00	233,350.00	0.00	45,000.00	0.00				
05-May-02	16,980,000.00	16,626,000.00	254,700.00	41,000.00	8,700.00	166,375.00	750,000.00	54,000.00	22,658.32	595,432.07	433,307.86	0.00
			-354,000.00	395,000.00	228,625.00	32,300.00	54,000.00	0.00				
06-May-02	16,980,000.00	16,659,000.00	254,700.00	14,000.00	13,975.00	120,075.00	750,000.00	34,500.00	36,396.56	559,751.72	312,723.92	0.00
			-321,000.00	335,000.00	214,925.00	25.00	34,500.00	0.00				
07-May-02	17,850,000.00	17,476,500.00	267,750.00	0.00	0.00	158,250.00	750,000.00	37,500.00	0.00	560,598.15	412,147.07	0.00
			-373,500.00	373,500.00	215,250.00	0.00	37,500.00	0.00				
08-May-02	14,400,000.00	14,320,500.00	216,000.00	214,500.00	36,000.00	123,000.00	600,000.00	31,500.00	93,758.58	445,353.23	320,341.80	0.00
			-79,500.00	294,000.00	171,000.00	178,500.00	31,500.00	0.00				
09-May-02	13,400,000.00	12,637,500.00	201,000.00	0.00	0.00	568,000.00	600,000.00	79,200.00	0.00	506,556.75	1,479,301.97	269,106.42
			-762,500.00	762,500.00	194,500.00	0.00	115,500.00	36,300.00				
10-May-02	15,597,000.00	15,322,500.00	233,955.00	81,500.00	19,950.00	162,295.00	879,000.00	108,000.00	51,957.88	504,486.25	422,681.89	0.00
			-274,500.00	356,000.00	193,705.00	61,550.00	108,000.00	0.00				
11-May-02	13,980,000.00	13,713,000.00	209,700.00	6,000.00	6,000.00	88,725.00	600,000.00	55,500.00	15,626.43	479,926.71	231,075.82	0.00
			-267,000.00	273,000.00	184,275.00	0.00	55,500.00	0.00				
12-May-02	11,600,000.00	11,308,500.00	174,000.00	37,500.00	13,500.00	174,500.00	500,000.00	38,000.00	35,159.47	402,380.55	454,468.65	0.00
			-291,500.00	329,000.00	154,500.00	24,000.00	38,000.00	0.00				
13-May-02	15,219,000.00	14,889,000.00	228,285.00	6,500.00	6,500.00	154,740.00	750,000.00	48,000.00	16,928.63	473,376.63	403,005.61	0.00
			-330,000.00	336,500.00	181,760.00	0.00	48,000.00	0.00				
14-May-02	14,640,000.00	14,239,500.00	219,600.00	37,000.00	7,500.00	229,400.00	665,000.00	66,500.00	19,533.04	541,976.66	597,450.48	0.00
			-400,500.00	437,500.00	208,100.00	29,500.00	66,500.00	0.00				
15-May-02	15,280,000.00	14,892,500.00	229,200.00	14,000.00	8,700.00	190,875.00	665,000.00	81,500.00	22,658.32	548,552.78	497,115.78	0.00
			-387,500.00	401,500.00	210,625.00	5,300.00	81,500.00	0.00				
16-May-02	15,365,000.00	15,076,500.00	230,475.00	2,000.00	2,000.00	105,925.00	665,000.00	60,500.00	5,208.81	480,708.03	275,871.59	0.00
			-288,500.00	290,500.00	184,575.00	0.00	60,500.00	0.00				
17-May-02	16,640,000.00	16,200,000.00	249,600.00	8,000.00	8,000.00	211,450.00	750,000.00	60,000.00	20,835.24	616,071.97	550,701.41	0.00
			-440,000.00	448,000.00	236,550.00	0.00	60,000.00	0.00				
18-May-02	17,490,000.00	17,047,500.00	262,350.00	5,500.00	5,500.00	196,850.00	750,000.00	31,500.00	14,324.23	654,096.29	512,677.10	0.00
			-442,500.00	448,000.00	251,150.00	0.00	31,500.00	0.00				
19-May-02	17,055,000.00	16,626,000.00	255,825.00	48,500.00	16,075.00	242,275.00	750,000.00	54,000.00	41,865.81	612,621.14	630,982.19	0.00
			-429,000.00	477,500.00	235,225.00	32,425.00	54,000.00	0.00				

Time	Loads, kWh (without TL )		Load Limits	Over	Credit	Imbalance	Max Sched	Credited Imbalance	Energy Charge, PhP / kWh			Additional Capacity Charge PhP
	Scheduled	Actual	Act - Sched	Under	Debit	No Credit	Max Under	Net Imbalance Capacity	Credit	Debit	Imbalance	
			kWh									kW
20-May-02	17,320,000.00	16,975,500.00	259,800.00	10,000.00	9,975.00	107,400.00	750,000.00	36,000.00	25,978.94	643,548.45	279,713.08	0.00
			-344,500.00	354,500.00	247,100.00	25.00	36,000.00	0.00				
21-May-02	17,320,000.00	12,607,500.00	259,800.00	8,500.00	8,500.00	4,473,625.00	750,000.00	99,000.00	22,137.44	644,264.66	11,651,130.78	4,826,123.40
			-4,712,500.00	4,721,000.00	247,375.00	0.00	750,000.00	651,000.00				
22-May-02	18,000,000.00	17,689,500.00	270,000.00	0.00	0.00	68,250.00	750,000.00	24,000.00	0.00	630,917.08	177,750.63	0.00
			-310,500.00	310,500.00	242,250.00	0.00	24,000.00	0.00				
23-May-02	18,000,000.00	17,655,000.00	270,000.00	0.00	0.00	135,750.00	750,000.00	33,000.00	0.00	544,971.72	353,547.96	0.00
			-345,000.00	345,000.00	209,250.00	0.00	33,000.00	0.00				
24-May-02	19,780,000.00	19,249,000.00	296,700.00	21,000.00	12,525.00	326,000.00	915,000.00	100,000.00	32,620.17	588,595.50	849,035.99	0.00
			-531,000.00	552,000.00	226,000.00	8,475.00	100,000.00	0.00				
25-May-02	18,070,000.00	17,549,000.00	271,050.00	5,500.00	5,500.00	289,950.00	895,000.00	63,000.00	14,324.23	616,071.97	755,147.19	0.00
			-521,000.00	526,500.00	236,550.00	0.00	63,000.00	0.00				
Report	450,661,000.00	434,259,500.00	6,759,915.00	1,987,500.00	307,800.00	12,589,700.00	20,384,000.00	1,646,700.00	<b>801,635.82</b>	<b>15,103,725.22</b>	<b>32,788,676.12</b>	<b>6,911,512.82</b>
Summary			-16,401,500.00	18,389,000.00	5,799,300.00	1,679,700.00	2,579,000.00	932,300.00				

APPENDIX 16

Imbalance calculations ( Inclusive of BackUp) - 1 Hour Intervals

(Non - Firm Service)

Billing Period: April 26, 2002 - May 26, 2002

Time	Loads, kWh (without TL )		Load Limits Act - Sch	Over Under	Credit Debit	Imbalance No Credit	Max Sched Max Under	Credited Imbalance Net Imbalance Capacity	Energy Charge, PhP / kWh			Additional Capacity Charge PhP
	Scheduled	Actual	kWh									
									Credit	Debit	Imbalance	
1:00	450,000.00	385,500.00	6,750.00	0.00	0.00	57,750.00	450,000.00	0.00	0.00	17,579.73	150,404.38	0.00
			-64,500.00	64,500.00	6,750.00	0.00	64,500.00	0.00				
2:00	450,000.00	436,000.00	6,750.00	0.00	0.00	7,250.00	450,000.00	0.00	0.00	17,579.73	18,881.94	0.00
			-14,000.00	14,000.00	6,750.00	0.00	14,000.00	0.00				
3:00	450,000.00	474,000.00	6,750.00	24,000.00	6,750.00	0.00	450,000.00	0.00	17,579.73	0.00	0.00	0.00
			24,000.00	0.00	0.00	17,250.00	0.00	0.00				
4:00	450,000.00	464,000.00	6,750.00	14,000.00	6,750.00	0.00	450,000.00	0.00	17,579.73	0.00	0.00	0.00
			14,000.00	0.00	0.00	7,250.00	0.00	0.00				
5:00	450,000.00	451,500.00	6,750.00	1,500.00	1,500.00	0.00	450,000.00	0.00	3,906.61	0.00	0.00	0.00
			1,500.00	0.00	0.00	0.00	0.00	0.00				
6:00	450,000.00	441,500.00	6,750.00	0.00	0.00	1,750.00	450,000.00	0.00	0.00	17,579.73	4,557.71	0.00
			-8,500.00	8,500.00	6,750.00	0.00	8,500.00	0.00				
7:00	450,000.00	437,000.00	6,750.00	0.00	0.00	6,250.00	450,000.00	0.00	0.00	17,579.73	16,277.53	0.00
			-13,000.00	13,000.00	6,750.00	0.00	13,000.00	0.00				
8:00	450,000.00	456,500.00	6,750.00	6,500.00	6,500.00	0.00	450,000.00	0.00	16,928.63	0.00	0.00	0.00
			6,500.00	0.00	0.00	0.00	0.00	0.00				
9:00	500,000.00	255,000.00	7,500.00	0.00	0.00	237,500.00	500,000.00	0.00	0.00	19,533.04	618,546.16	0.00
			-245,000.00	245,000.00	7,500.00	0.00	245,000.00	0.00				
10:00	500,000.00	255,000.00	7,500.00	0.00	0.00	237,500.00	500,000.00	0.00	0.00	19,533.04	618,546.16	0.00
			-245,000.00	245,000.00	7,500.00	0.00	245,000.00	0.00				
11:00	500,000.00	243,000.00	7,500.00	0.00	0.00	249,500.00	500,000.00	0.00	0.00	19,533.04	649,799.02	0.00
			-257,000.00	257,000.00	7,500.00	0.00	257,000.00	0.00				
12:00	500,000.00	228,000.00	7,500.00	0.00	0.00	264,500.00	500,000.00	0.00	0.00	19,533.04	688,865.09	0.00
			-272,000.00	272,000.00	7,500.00	0.00	272,000.00	0.00				
13:00	500,000.00	291,000.00	7,500.00	0.00	0.00	201,500.00	500,000.00	0.00	0.00	19,533.04	524,787.58	0.00
			-209,000.00	209,000.00	7,500.00	0.00	209,000.00	0.00				
14:00	500,000.00	307,500.00	7,500.00	0.00	0.00	185,000.00	500,000.00	0.00	0.00	19,533.04	481,814.90	0.00
			-192,500.00	192,500.00	7,500.00	0.00	192,500.00	0.00				
15:00	500,000.00	289,500.00	7,500.00	0.00	0.00	203,000.00	500,000.00	0.00	0.00	19,533.04	528,694.19	0.00
			-210,500.00	210,500.00	7,500.00	0.00	210,500.00	0.00				
16:00	500,000.00	292,500.00	7,500.00	0.00	0.00	200,000.00	500,000.00	0.00	0.00	19,533.04	520,880.98	0.00
			-207,500.00	207,500.00	7,500.00	0.00	207,500.00	0.00				
17:00	500,000.00	291,000.00	7,500.00	0.00	0.00	201,500.00	500,000.00	0.00	0.00	19,533.04	524,787.58	0.00
			-209,000.00	209,000.00	7,500.00	0.00	209,000.00	0.00				
18:00	500,000.00	327,000.00	7,500.00	0.00	0.00	165,500.00	500,000.00	0.00	0.00	19,533.04	431,029.01	0.00
			-173,000.00	173,000.00	7,500.00	0.00	173,000.00	0.00				
19:00	500,000.00	291,000.00	7,500.00	0.00	0.00	201,500.00	500,000.00	0.00	0.00	19,533.04	524,787.58	0.00
			-209,000.00	209,000.00	7,500.00	0.00	209,000.00	0.00				
20:00	500,000.00	294,000.00	7,500.00	0.00	0.00	198,500.00	500,000.00	0.00	0.00	19,533.04	516,974.37	0.00
			-206,000.00	206,000.00	7,500.00	0.00	206,000.00	0.00				
21:00	500,000.00	291,000.00	7,500.00	0.00	0.00	201,500.00	500,000.00	0.00	0.00	19,533.04	524,787.58	0.00
			-209,000.00	209,000.00	7,500.00	0.00	209,000.00	0.00				
22:00	500,000.00	460,500.00	7,500.00	0.00	0.00	32,000.00	500,000.00	0.00	0.00	19,533.04	83,340.96	0.00
			-39,500.00	39,500.00	7,500.00	0.00	39,500.00	0.00				
23:00	500,000.00	433,500.00	7,500.00	0.00	0.00	59,000.00	500,000.00	0.00	0.00	19,533.04	153,659.89	0.00
			-66,500.00	66,500.00	7,500.00	0.00	66,500.00	0.00				
0:00	500,000.00	447,000.00	7,500.00	0.00	0.00	45,500.00	500,000.00	0.00	0.00	19,533.04	118,500.42	0.00
Summary for the Day			-53,000.00	53,000.00	7,500.00	0.00	53,000.00	0.00				
26-Apr-02	<b>11,600,000.00</b>	<b>8,542,500.00</b>	<b>174,000.00</b>	<b>46,000.00</b>	<b>21,500.00</b>	<b>2,956,500.00</b>	<b>500,000.00</b>	<b>66,000.00</b>	<b>55,994.70</b>	<b>382,847.52</b>	<b>7,699,923.03</b>	<b>1,527,160.40</b>
			<b>-3,057,500.00</b>	<b>3,103,500.00</b>	<b>147,000.00</b>	<b>24,500.00</b>	<b>272,000.00</b>	<b>206,000.00</b>				

**Imbalance calculations ( Inclusive of BackUp) - 1 Hour Intervals**

(Non - Firm Service)

**Billing Period: April 26, 2002 - May 26, 2002**

Time	Loads, kWh (without TL )		Load Limits Act - Sch	Over Under	Credit Debit	Imbalance No Credit	Max Sched Max Under	Credited Imbalance Net Imbalance Capacity	Energy Charge, PhP / kWh			Additional Capacity Charge PhP
	Scheduled	Actual	kWh			kW			Credit	Debit	Imbalance	
1:00	500,000.00	420,000.00	7,500.00	0.00	0.00	72,500.00	500,000.00	0.00	0.00	19,533.04	188,819.35	0.00
			-80,000.00	80,000.00	7,500.00	0.00	80,000.00	0.00				
2:00	500,000.00	451,500.00	7,500.00	0.00	0.00	41,000.00	500,000.00	0.00	0.00	19,533.04	106,780.60	0.00
			-48,500.00	48,500.00	7,500.00	0.00	48,500.00	0.00				
3:00	500,000.00	481,500.00	7,500.00	0.00	0.00	11,000.00	500,000.00	0.00	0.00	19,533.04	28,648.45	0.00
			-18,500.00	18,500.00	7,500.00	0.00	18,500.00	0.00				
4:00	500,000.00	483,000.00	7,500.00	0.00	0.00	9,500.00	500,000.00	0.00	0.00	19,533.04	24,741.85	0.00
			-17,000.00	17,000.00	7,500.00	0.00	17,000.00	0.00				
5:00	500,000.00	480,000.00	7,500.00	0.00	0.00	12,500.00	500,000.00	0.00	0.00	19,533.04	32,555.06	0.00
			-20,000.00	20,000.00	7,500.00	0.00	20,000.00	0.00				
6:00	500,000.00	478,500.00	7,500.00	0.00	0.00	14,000.00	500,000.00	0.00	0.00	19,533.04	36,461.67	0.00
			-21,500.00	21,500.00	7,500.00	0.00	21,500.00	0.00				
7:00	500,000.00	474,000.00	7,500.00	0.00	0.00	18,500.00	500,000.00	0.00	0.00	19,533.04	48,181.49	0.00
			-26,000.00	26,000.00	7,500.00	0.00	26,000.00	0.00				
8:00	500,000.00	472,500.00	7,500.00	0.00	0.00	20,000.00	500,000.00	0.00	0.00	19,533.04	52,088.10	0.00
			-27,500.00	27,500.00	7,500.00	0.00	27,500.00	0.00				
9:00	500,000.00	475,500.00	7,500.00	0.00	0.00	17,000.00	500,000.00	0.00	0.00	19,533.04	44,274.88	0.00
			-24,500.00	24,500.00	7,500.00	0.00	24,500.00	0.00				
10:00	500,000.00	474,000.00	7,500.00	0.00	0.00	18,500.00	500,000.00	0.00	0.00	19,533.04	48,181.49	0.00
			-26,000.00	26,000.00	7,500.00	0.00	26,000.00	0.00				
11:00	500,000.00	475,500.00	7,500.00	0.00	0.00	17,000.00	500,000.00	0.00	0.00	19,533.04	44,274.88	0.00
			-24,500.00	24,500.00	7,500.00	0.00	24,500.00	0.00				
12:00	500,000.00	472,500.00	7,500.00	0.00	0.00	20,000.00	500,000.00	0.00	0.00	19,533.04	52,088.10	0.00
			-27,500.00	27,500.00	7,500.00	0.00	27,500.00	0.00				
13:00	500,000.00	469,500.00	7,500.00	0.00	0.00	23,000.00	500,000.00	0.00	0.00	19,533.04	59,901.31	0.00
			-30,500.00	30,500.00	7,500.00	0.00	30,500.00	0.00				
14:00	500,000.00	465,000.00	7,500.00	0.00	0.00	27,500.00	500,000.00	0.00	0.00	19,533.04	71,621.13	0.00
			-35,000.00	35,000.00	7,500.00	0.00	35,000.00	0.00				
15:00	500,000.00	491,500.00	7,500.00	0.00	0.00	1,000.00	500,000.00	0.00	0.00	19,533.04	2,604.40	0.00
			-8,500.00	8,500.00	7,500.00	0.00	8,500.00	0.00				
16:00	500,000.00	490,000.00	7,500.00	0.00	0.00	2,500.00	500,000.00	0.00	0.00	19,533.04	6,511.01	0.00
			-10,000.00	10,000.00	7,500.00	0.00	10,000.00	0.00				
17:00	500,000.00	490,000.00	7,500.00	0.00	0.00	2,500.00	500,000.00	0.00	0.00	19,533.04	6,511.01	0.00
			-10,000.00	10,000.00	7,500.00	0.00	10,000.00	0.00				
18:00	500,000.00	491,500.00	7,500.00	0.00	0.00	1,000.00	500,000.00	0.00	0.00	19,533.04	2,604.40	0.00
			-8,500.00	8,500.00	7,500.00	0.00	8,500.00	0.00				
19:00	500,000.00	490,000.00	7,500.00	0.00	0.00	2,500.00	500,000.00	0.00	0.00	19,533.04	6,511.01	0.00
			-10,000.00	10,000.00	7,500.00	0.00	10,000.00	0.00				
20:00	500,000.00	491,500.00	7,500.00	0.00	0.00	1,000.00	500,000.00	0.00	0.00	19,533.04	2,604.40	0.00
			-8,500.00	8,500.00	7,500.00	0.00	8,500.00	0.00				
21:00	500,000.00	488,500.00	7,500.00	0.00	0.00	4,000.00	500,000.00	0.00	0.00	19,533.04	10,417.62	0.00
			-11,500.00	11,500.00	7,500.00	0.00	11,500.00	0.00				
22:00	500,000.00	490,000.00	7,500.00	0.00	0.00	2,500.00	500,000.00	0.00	0.00	19,533.04	6,511.01	0.00
			-10,000.00	10,000.00	7,500.00	0.00	10,000.00	0.00				
23:00	500,000.00	491,500.00	7,500.00	0.00	0.00	1,000.00	500,000.00	0.00	0.00	19,533.04	2,604.40	0.00
			-8,500.00	8,500.00	7,500.00	0.00	8,500.00	0.00				
0:00	500,000.00	497,500.00	7,500.00	0.00	0.00	0.00	500,000.00	0.00	0.00	6,511.01	0.00	0.00
<b>Summary for the Day</b>			-2,500.00	2,500.00	2,500.00	0.00	2,500.00	0.00	0.00			
27-Apr-02	<b>12,000,000.00</b>	<b>11,485,000.00</b>	<b>180,000.00</b>	<b>0.00</b>	<b>0.00</b>	<b>340,000.00</b>	<b>500,000.00</b>	<b>66,000.00</b>	<b>0.00</b>	<b>455,770.85</b>	<b>885,497.66</b>	<b>103,787.60</b>
			<b>-515,000.00</b>	<b>515,000.00</b>	<b>175,000.00</b>	<b>0.00</b>	<b>80,000.00</b>	<b>14,000.00</b>				

**Imbalance calculations ( Inclusive of BackUp) - 1 Hour Intervals**

(Non - Firm Service)

**Billing Period: April 26, 2002 - May 26, 2002**

Time	Loads, kWh (without TL )		Load Limits Act - Sch	Over Under	Credit Debit	Imbalance No Credit	Max Sched Max Under	Credited Imbalance Net Imbalance Capacity	Energy Charge, PhP / kWh			Additional Capacity Charge PhP
	Scheduled	Actual	kWh			kW			Credit	Debit	Imbalance	
1:00	500,000.00	491,500.00	7,500.00	0.00	0.00	1,000.00	500,000.00	0.00	0.00	19,533.04	2,604.40	0.00
			-8,500.00	8,500.00	7,500.00	0.00	8,500.00	0.00				
2:00	500,000.00	490,000.00	7,500.00	0.00	0.00	2,500.00	500,000.00	0.00	0.00	19,533.04	6,511.01	0.00
			-10,000.00	10,000.00	7,500.00	0.00	10,000.00	0.00				
3:00	500,000.00	490,000.00	7,500.00	0.00	0.00	2,500.00	500,000.00	0.00	0.00	19,533.04	6,511.01	0.00
			-10,000.00	10,000.00	7,500.00	0.00	10,000.00	0.00				
4:00	500,000.00	491,500.00	7,500.00	0.00	0.00	1,000.00	500,000.00	0.00	0.00	19,533.04	2,604.40	0.00
			-8,500.00	8,500.00	7,500.00	0.00	8,500.00	0.00				
5:00	400,000.00	409,500.00	6,000.00	9,500.00	6,000.00	0.00	400,000.00	0.00	15,626.43	0.00	0.00	0.00
			9,500.00	0.00	0.00	3,500.00	0.00	0.00				
6:00	400,000.00	396,000.00	6,000.00	0.00	0.00	0.00	400,000.00	0.00	0.00	10,417.62	0.00	0.00
			-4,000.00	4,000.00	4,000.00	0.00	4,000.00	0.00				
7:00	400,000.00	396,000.00	6,000.00	0.00	0.00	0.00	400,000.00	0.00	0.00	10,417.62	0.00	0.00
			-4,000.00	4,000.00	4,000.00	0.00	4,000.00	0.00				
8:00	400,000.00	394,500.00	6,000.00	0.00	0.00	0.00	400,000.00	0.00	0.00	14,324.23	0.00	0.00
			-5,500.00	5,500.00	5,500.00	0.00	5,500.00	0.00				
9:00	500,000.00	384,000.00	7,500.00	0.00	0.00	108,500.00	500,000.00	0.00	0.00	19,533.04	282,577.93	0.00
			-116,000.00	116,000.00	7,500.00	0.00	116,000.00	0.00				
10:00	500,000.00	511,500.00	7,500.00	11,500.00	7,500.00	0.00	500,000.00	0.00	19,533.04	0.00	0.00	0.00
			11,500.00	0.00	0.00	4,000.00	0.00	0.00				
11:00	500,000.00	531,000.00	7,500.00	31,000.00	7,500.00	0.00	500,000.00	0.00	19,533.04	0.00	0.00	0.00
			31,000.00	0.00	0.00	23,500.00	0.00	0.00				
12:00	580,000.00	487,500.00	8,700.00	0.00	0.00	83,800.00	580,000.00	0.00	0.00	22,658.32	218,249.13	0.00
			-92,500.00	92,500.00	8,700.00	0.00	92,500.00	0.00				
13:00	580,000.00	547,500.00	8,700.00	0.00	0.00	23,800.00	580,000.00	0.00	0.00	22,658.32	61,984.84	0.00
			-32,500.00	32,500.00	8,700.00	0.00	32,500.00	0.00				
14:00	665,000.00	619,500.00	9,975.00	0.00	0.00	35,525.00	665,000.00	0.00	0.00	25,978.94	92,521.48	0.00
			-45,500.00	45,500.00	9,975.00	0.00	45,500.00	0.00				
15:00	750,000.00	715,500.00	11,250.00	0.00	0.00	23,250.00	750,000.00	0.00	0.00	29,299.55	60,552.41	0.00
			-34,500.00	34,500.00	11,250.00	0.00	34,500.00	0.00				
16:00	750,000.00	732,000.00	11,250.00	0.00	0.00	6,750.00	750,000.00	0.00	0.00	29,299.55	17,579.73	0.00
			-18,000.00	18,000.00	11,250.00	0.00	18,000.00	0.00				
17:00	750,000.00	741,000.00	11,250.00	0.00	0.00	0.00	750,000.00	0.00	0.00	23,439.64	0.00	0.00
			-9,000.00	9,000.00	9,000.00	0.00	9,000.00	0.00				
18:00	750,000.00	741,000.00	11,250.00	0.00	0.00	0.00	750,000.00	0.00	0.00	23,439.64	0.00	0.00
			-9,000.00	9,000.00	9,000.00	0.00	9,000.00	0.00				
19:00	750,000.00	736,500.00	11,250.00	0.00	0.00	2,250.00	750,000.00	0.00	0.00	29,299.55	5,859.91	0.00
			-13,500.00	13,500.00	11,250.00	0.00	13,500.00	0.00				
20:00	706,000.00	709,500.00	10,590.00	3,500.00	3,500.00	0.00	706,000.00	0.00	9,115.42	0.00	0.00	0.00
			3,500.00	0.00	0.00	0.00	0.00	0.00				
21:00	749,000.00	729,000.00	11,235.00	0.00	0.00	8,765.00	749,000.00	0.00	0.00	29,260.49	22,827.61	0.00
			-20,000.00	20,000.00	11,235.00	0.00	20,000.00	0.00				
22:00	665,000.00	670,500.00	9,975.00	5,500.00	5,500.00	0.00	665,000.00	0.00	14,324.23	0.00	0.00	0.00
			5,500.00	0.00	0.00	0.00	0.00	0.00				
23:00	665,000.00	660,000.00	9,975.00	0.00	0.00	0.00	665,000.00	0.00	0.00	13,022.02	0.00	0.00
			-5,000.00	5,000.00	5,000.00	0.00	5,000.00	0.00				
0:00	665,000.00	664,500.00	9,975.00	0.00	0.00	0.00	665,000.00	0.00	0.00	1,302.20	0.00	0.00
Summary for the Day			-500.00	500.00	500.00	0.00	500.00	0.00				
28-Apr-02	<b>14,125,000.00</b>	<b>13,739,500.00</b>	<b>211,875.00</b>	<b>61,000.00</b>	<b>30,000.00</b>	<b>299,640.00</b>	<b>750,000.00</b>	<b>99,000.00</b>	<b>78,132.15</b>	<b>382,482.90</b>	<b>780,383.88</b>	<b>126,027.80</b>
			<b>-385,500.00</b>	<b>446,500.00</b>	<b>146,860.00</b>	<b>31,000.00</b>	<b>116,000.00</b>	<b>17,000.00</b>				

**Imbalance calculations ( Inclusive of BackUp) - 1 Hour Intervals**

(Non - Firm Service)

**Billing Period: April 26, 2002 - May 26, 2002**

Time	Loads, kWh (without TL )		Load Limits Act - Sch	Over Under	Credit Debit	Imbalance No Credit	Max Sched Max Under	Credited Imbalance Net Imbalance Capacity	Energy Charge, PhP / kWh			Additional Capacity Charge PhP
	Scheduled	Actual	kWh			kW			Credit	Debit	Imbalance	
1:00	500,000.00	528,000.00	7,500.00	28,000.00	7,500.00	0.00	500,000.00	0.00	19,533.04	0.00	0.00	0.00
			28,000.00	0.00	0.00	20,500.00	0.00	0.00				
2:00	500,000.00	493,500.00	7,500.00	0.00	0.00	0.00	500,000.00	0.00	0.00	16,928.63	0.00	0.00
			-6,500.00	6,500.00	6,500.00	0.00	6,500.00	0.00				
3:00	500,000.00	493,500.00	7,500.00	0.00	0.00	0.00	500,000.00	0.00	0.00	16,928.63	0.00	0.00
			-6,500.00	6,500.00	6,500.00	0.00	6,500.00	0.00				
4:00	500,000.00	492,000.00	7,500.00	0.00	0.00	500.00	500,000.00	0.00	0.00	19,533.04	1,302.20	0.00
			-8,000.00	8,000.00	7,500.00	0.00	8,000.00	0.00				
5:00	500,000.00	493,500.00	7,500.00	0.00	0.00	0.00	500,000.00	0.00	0.00	16,928.63	0.00	0.00
			-6,500.00	6,500.00	6,500.00	0.00	6,500.00	0.00				
6:00	500,000.00	495,000.00	7,500.00	0.00	0.00	0.00	500,000.00	0.00	0.00	13,022.02	0.00	0.00
			-5,000.00	5,000.00	5,000.00	0.00	5,000.00	0.00				
7:00	500,000.00	490,500.00	7,500.00	0.00	0.00	2,000.00	500,000.00	0.00	0.00	19,533.04	5,208.81	0.00
			-9,500.00	9,500.00	7,500.00	0.00	9,500.00	0.00				
8:00	500,000.00	493,500.00	7,500.00	0.00	0.00	0.00	500,000.00	0.00	0.00	16,928.63	0.00	0.00
			-6,500.00	6,500.00	6,500.00	0.00	6,500.00	0.00				
9:00	500,000.00	495,000.00	7,500.00	0.00	0.00	0.00	500,000.00	0.00	0.00	13,022.02	0.00	0.00
			-5,000.00	5,000.00	5,000.00	0.00	5,000.00	0.00				
10:00	500,000.00	493,500.00	7,500.00	0.00	0.00	0.00	500,000.00	0.00	0.00	16,928.63	0.00	0.00
			-6,500.00	6,500.00	6,500.00	0.00	6,500.00	0.00				
11:00	500,000.00	492,000.00	7,500.00	0.00	0.00	500.00	500,000.00	0.00	0.00	19,533.04	1,302.20	0.00
			-8,000.00	8,000.00	7,500.00	0.00	8,000.00	0.00				
12:00	500,000.00	493,500.00	7,500.00	0.00	0.00	0.00	500,000.00	0.00	0.00	16,928.63	0.00	0.00
			-6,500.00	6,500.00	6,500.00	0.00	6,500.00	0.00				
13:00	330,000.00	397,500.00	4,950.00	67,500.00	4,950.00	0.00	330,000.00	0.00	12,891.80	0.00	0.00	0.00
			67,500.00	0.00	0.00	62,550.00	0.00	0.00				
14:00	330,000.00	325,500.00	4,950.00	0.00	0.00	0.00	330,000.00	0.00	0.00	11,719.82	0.00	0.00
			-4,500.00	4,500.00	4,500.00	0.00	4,500.00	0.00				
15:00	330,000.00	327,000.00	4,950.00	0.00	0.00	0.00	330,000.00	0.00	0.00	7,813.21	0.00	0.00
			-3,000.00	3,000.00	3,000.00	0.00	3,000.00	0.00				
16:00	330,000.00	327,000.00	4,950.00	0.00	0.00	0.00	330,000.00	0.00	0.00	7,813.21	0.00	0.00
			-3,000.00	3,000.00	3,000.00	0.00	3,000.00	0.00				
17:00	330,000.00	327,000.00	4,950.00	0.00	0.00	0.00	330,000.00	0.00	0.00	7,813.21	0.00	0.00
			-3,000.00	3,000.00	3,000.00	0.00	3,000.00	0.00				
18:00	330,000.00	328,500.00	4,950.00	0.00	0.00	0.00	330,000.00	0.00	0.00	3,906.61	0.00	0.00
			-1,500.00	1,500.00	1,500.00	0.00	1,500.00	0.00				
19:00	330,000.00	325,500.00	4,950.00	0.00	0.00	0.00	330,000.00	0.00	0.00	11,719.82	0.00	0.00
			-4,500.00	4,500.00	4,500.00	0.00	4,500.00	0.00				
20:00	330,000.00	327,000.00	4,950.00	0.00	0.00	0.00	330,000.00	0.00	0.00	7,813.21	0.00	0.00
			-3,000.00	3,000.00	3,000.00	0.00	3,000.00	0.00				
21:00	330,000.00	328,500.00	4,950.00	0.00	0.00	0.00	330,000.00	0.00	0.00	3,906.61	0.00	0.00
			-1,500.00	1,500.00	1,500.00	0.00	1,500.00	0.00				
22:00	330,000.00	325,500.00	4,950.00	0.00	0.00	0.00	330,000.00	0.00	0.00	11,719.82	0.00	0.00
			-4,500.00	4,500.00	4,500.00	0.00	4,500.00	0.00				
23:00	330,000.00	328,500.00	4,950.00	0.00	0.00	0.00	330,000.00	0.00	0.00	3,906.61	0.00	0.00
			-1,500.00	1,500.00	1,500.00	0.00	1,500.00	0.00				
0:00	330,000.00	327,000.00	4,950.00	0.00	0.00	0.00	330,000.00	0.00	0.00	7,813.21	0.00	0.00
			-3,000.00	3,000.00	3,000.00	0.00	3,000.00	0.00				
<b>Summary for the Day</b>												
29-Apr-02	<b>9,960,000.00</b>	<b>9,948,000.00</b>	<b>149,400.00</b>	<b>95,500.00</b>	<b>12,450.00</b>	<b>3,000.00</b>	<b>500,000.00</b>	<b>9,500.00</b>	<b>32,424.84</b>	<b>272,160.31</b>	<b>7,813.21</b>	<b>0.00</b>
			<b>-12,000.00</b>	<b>107,500.00</b>	<b>104,500.00</b>	<b>83,050.00</b>	<b>9,500.00</b>	<b>0.00</b>				

**Imbalance calculations ( Inclusive of BackUp) - 1 Hour Intervals**

(Non - Firm Service)

**Billing Period: April 26, 2002 - May 26, 2002**

Time	Loads, kWh (without TL )		Load Limits Act - Sch	Over Under	Credit Debit	Imbalance No Credit	Max Sched Max Under	Credited Imbalance Net Imbalance Capacity	Energy Charge, PhP / kWh			Additional Capacity Charge PhP
	Scheduled	Actual	kWh			kW			Credit	Debit	Imbalance	
1:00	400,000.00	366,000.00	6,000.00	0.00	0.00	28,000.00	400,000.00	0.00	0.00	15,626.43	72,923.34	0.00
			-34,000.00	34,000.00	6,000.00	0.00	34,000.00	0.00				
2:00	400,000.00	396,000.00	6,000.00	0.00	0.00	0.00	400,000.00	0.00	0.00	10,417.62	0.00	0.00
			-4,000.00	4,000.00	4,000.00	0.00	4,000.00	0.00				
3:00	400,000.00	396,000.00	6,000.00	0.00	0.00	0.00	400,000.00	0.00	0.00	10,417.62	0.00	0.00
			-4,000.00	4,000.00	4,000.00	0.00	4,000.00	0.00				
4:00	400,000.00	397,500.00	6,000.00	0.00	0.00	0.00	400,000.00	0.00	0.00	6,511.01	0.00	0.00
			-2,500.00	2,500.00	2,500.00	0.00	2,500.00	0.00				
5:00	400,000.00	397,500.00	6,000.00	0.00	0.00	0.00	400,000.00	0.00	0.00	6,511.01	0.00	0.00
			-2,500.00	2,500.00	2,500.00	0.00	2,500.00	0.00				
6:00	400,000.00	394,500.00	6,000.00	0.00	0.00	0.00	400,000.00	0.00	0.00	14,324.23	0.00	0.00
			-5,500.00	5,500.00	5,500.00	0.00	5,500.00	0.00				
7:00	400,000.00	397,500.00	6,000.00	0.00	0.00	0.00	400,000.00	0.00	0.00	6,511.01	0.00	0.00
			-2,500.00	2,500.00	2,500.00	0.00	2,500.00	0.00				
8:00	400,000.00	393,000.00	6,000.00	0.00	0.00	1,000.00	400,000.00	0.00	0.00	15,626.43	2,604.40	0.00
			-7,000.00	7,000.00	6,000.00	0.00	7,000.00	0.00				
9:00	400,000.00	390,000.00	6,000.00	0.00	0.00	4,000.00	400,000.00	0.00	0.00	15,626.43	10,417.62	0.00
			-10,000.00	10,000.00	6,000.00	0.00	10,000.00	0.00				
10:00	400,000.00	393,000.00	6,000.00	0.00	0.00	1,000.00	400,000.00	0.00	0.00	15,626.43	2,604.40	0.00
			-7,000.00	7,000.00	6,000.00	0.00	7,000.00	0.00				
11:00	400,000.00	384,000.00	6,000.00	0.00	0.00	10,000.00	400,000.00	0.00	0.00	15,626.43	26,044.05	0.00
			-16,000.00	16,000.00	6,000.00	0.00	16,000.00	0.00				
12:00	400,000.00	391,500.00	6,000.00	0.00	0.00	2,500.00	400,000.00	0.00	0.00	15,626.43	6,511.01	0.00
			-8,500.00	8,500.00	6,000.00	0.00	8,500.00	0.00				
13:00	400,000.00	394,500.00	6,000.00	0.00	0.00	0.00	400,000.00	0.00	0.00	14,324.23	0.00	0.00
			-5,500.00	5,500.00	5,500.00	0.00	5,500.00	0.00				
14:00	400,000.00	394,500.00	6,000.00	0.00	0.00	0.00	400,000.00	0.00	0.00	14,324.23	0.00	0.00
			-5,500.00	5,500.00	5,500.00	0.00	5,500.00	0.00				
15:00	400,000.00	393,000.00	6,000.00	0.00	0.00	1,000.00	400,000.00	0.00	0.00	15,626.43	2,604.40	0.00
			-7,000.00	7,000.00	6,000.00	0.00	7,000.00	0.00				
16:00	400,000.00	396,000.00	6,000.00	0.00	0.00	0.00	400,000.00	0.00	0.00	10,417.62	0.00	0.00
			-4,000.00	4,000.00	4,000.00	0.00	4,000.00	0.00				
17:00	400,000.00	399,000.00	6,000.00	0.00	0.00	0.00	400,000.00	0.00	0.00	2,604.40	0.00	0.00
			-1,000.00	1,000.00	1,000.00	0.00	1,000.00	0.00				
18:00	400,000.00	388,500.00	6,000.00	0.00	0.00	5,500.00	400,000.00	0.00	0.00	15,626.43	14,324.23	0.00
			-11,500.00	11,500.00	6,000.00	0.00	11,500.00	0.00				
19:00	400,000.00	394,500.00	6,000.00	0.00	0.00	0.00	400,000.00	0.00	0.00	14,324.23	0.00	0.00
			-5,500.00	5,500.00	5,500.00	0.00	5,500.00	0.00				
20:00	400,000.00	393,000.00	6,000.00	0.00	0.00	1,000.00	400,000.00	0.00	0.00	15,626.43	2,604.40	0.00
			-7,000.00	7,000.00	6,000.00	0.00	7,000.00	0.00				
21:00	400,000.00	390,000.00	6,000.00	0.00	0.00	4,000.00	400,000.00	0.00	0.00	15,626.43	10,417.62	0.00
			-10,000.00	10,000.00	6,000.00	0.00	10,000.00	0.00				
22:00	400,000.00	393,000.00	6,000.00	0.00	0.00	1,000.00	400,000.00	0.00	0.00	15,626.43	2,604.40	0.00
			-7,000.00	7,000.00	6,000.00	0.00	7,000.00	0.00				
23:00	400,000.00	390,000.00	6,000.00	0.00	0.00	4,000.00	400,000.00	0.00	0.00	15,626.43	10,417.62	0.00
			-10,000.00	10,000.00	6,000.00	0.00	10,000.00	0.00				
0:00	400,000.00	397,500.00	6,000.00	0.00	0.00	0.00	400,000.00	0.00	0.00	6,511.01	0.00	0.00
<b>Summary for the Day</b>												
30-Apr-02	<b>9,600,000.00</b>	<b>9,420,000.00</b>	<b>144,000.00</b>	<b>0.00</b>	<b>0.00</b>	<b>63,000.00</b>	<b>400,000.00</b>	<b>34,000.00</b>	<b>0.00</b>	<b>304,715.37</b>	<b>164,077.51</b>	<b>0.00</b>
			<b>-180,000.00</b>	<b>180,000.00</b>	<b>117,000.00</b>	<b>0.00</b>	<b>34,000.00</b>	<b>0.00</b>				

**Imbalance calculations ( Inclusive of BackUp) - 1 Hour Intervals**

(Non - Firm Service)

**Billing Period: April 26, 2002 - May 26, 2002**

Time	Loads, kWh (without TL )		Load Limits Act - Sch	Over Under	Credit Debit	Imbalance No Credit	Max Sched Max Under	Credited Imbalance Net Imbalance Capacity	Energy Charge, PhP / kWh			Additional Capacity Charge PhP
	Scheduled	Actual	kWh			kW			Credit	Debit	Imbalance	
1:00	400,000.00	396,000.00	6,000.00	0.00	0.00	0.00	400,000.00	0.00	0.00	10,417.62	0.00	0.00
			-4,000.00	4,000.00	4,000.00	0.00	4,000.00	0.00				
2:00	400,000.00	396,000.00	6,000.00	0.00	0.00	0.00	400,000.00	0.00	0.00	10,417.62	0.00	0.00
			-4,000.00	4,000.00	4,000.00	0.00	4,000.00	0.00				
3:00	400,000.00	397,500.00	6,000.00	0.00	0.00	0.00	400,000.00	0.00	0.00	6,511.01	0.00	0.00
			-2,500.00	2,500.00	2,500.00	0.00	2,500.00	0.00				
4:00	400,000.00	397,500.00	6,000.00	0.00	0.00	0.00	400,000.00	0.00	0.00	6,511.01	0.00	0.00
			-2,500.00	2,500.00	2,500.00	0.00	2,500.00	0.00				
5:00	400,000.00	397,500.00	6,000.00	0.00	0.00	0.00	400,000.00	0.00	0.00	6,511.01	0.00	0.00
			-2,500.00	2,500.00	2,500.00	0.00	2,500.00	0.00				
6:00	400,000.00	396,000.00	6,000.00	0.00	0.00	0.00	400,000.00	0.00	0.00	10,417.62	0.00	0.00
			-4,000.00	4,000.00	4,000.00	0.00	4,000.00	0.00				
7:00	400,000.00	396,000.00	6,000.00	0.00	0.00	0.00	400,000.00	0.00	0.00	10,417.62	0.00	0.00
			-4,000.00	4,000.00	4,000.00	0.00	4,000.00	0.00				
8:00	400,000.00	397,500.00	6,000.00	0.00	0.00	0.00	400,000.00	0.00	0.00	6,511.01	0.00	0.00
			-2,500.00	2,500.00	2,500.00	0.00	2,500.00	0.00				
9:00	400,000.00	397,500.00	6,000.00	0.00	0.00	0.00	400,000.00	0.00	0.00	6,511.01	0.00	0.00
			-2,500.00	2,500.00	2,500.00	0.00	2,500.00	0.00				
10:00	400,000.00	396,000.00	6,000.00	0.00	0.00	0.00	400,000.00	0.00	0.00	10,417.62	0.00	0.00
			-4,000.00	4,000.00	4,000.00	0.00	4,000.00	0.00				
11:00	400,000.00	397,500.00	6,000.00	0.00	0.00	0.00	400,000.00	0.00	0.00	6,511.01	0.00	0.00
			-2,500.00	2,500.00	2,500.00	0.00	2,500.00	0.00				
12:00	400,000.00	399,000.00	6,000.00	0.00	0.00	0.00	400,000.00	0.00	0.00	2,604.40	0.00	0.00
			-1,000.00	1,000.00	1,000.00	0.00	1,000.00	0.00				
13:00	400,000.00	396,000.00	6,000.00	0.00	0.00	0.00	400,000.00	0.00	0.00	10,417.62	0.00	0.00
			-4,000.00	4,000.00	4,000.00	0.00	4,000.00	0.00				
14:00	400,000.00	396,000.00	6,000.00	0.00	0.00	0.00	400,000.00	0.00	0.00	10,417.62	0.00	0.00
			-4,000.00	4,000.00	4,000.00	0.00	4,000.00	0.00				
15:00	400,000.00	394,500.00	6,000.00	0.00	0.00	0.00	400,000.00	0.00	0.00	14,324.23	0.00	0.00
			-5,500.00	5,500.00	5,500.00	0.00	5,500.00	0.00				
16:00	400,000.00	391,500.00	6,000.00	0.00	0.00	2,500.00	400,000.00	0.00	0.00	15,626.43	6,511.01	0.00
			-8,500.00	8,500.00	6,000.00	0.00	8,500.00	0.00				
17:00	400,000.00	391,500.00	6,000.00	0.00	0.00	2,500.00	400,000.00	0.00	0.00	15,626.43	6,511.01	0.00
			-8,500.00	8,500.00	6,000.00	0.00	8,500.00	0.00				
18:00	400,000.00	393,000.00	6,000.00	0.00	0.00	1,000.00	400,000.00	0.00	0.00	15,626.43	2,604.40	0.00
			-7,000.00	7,000.00	6,000.00	0.00	7,000.00	0.00				
19:00	400,000.00	391,500.00	6,000.00	0.00	0.00	2,500.00	400,000.00	0.00	0.00	15,626.43	6,511.01	0.00
			-8,500.00	8,500.00	6,000.00	0.00	8,500.00	0.00				
20:00	400,000.00	391,500.00	6,000.00	0.00	0.00	2,500.00	400,000.00	0.00	0.00	15,626.43	6,511.01	0.00
			-8,500.00	8,500.00	6,000.00	0.00	8,500.00	0.00				
21:00	400,000.00	393,000.00	6,000.00	0.00	0.00	1,000.00	400,000.00	0.00	0.00	15,626.43	2,604.40	0.00
			-7,000.00	7,000.00	6,000.00	0.00	7,000.00	0.00				
22:00	400,000.00	391,500.00	6,000.00	0.00	0.00	2,500.00	400,000.00	0.00	0.00	15,626.43	6,511.01	0.00
			-8,500.00	8,500.00	6,000.00	0.00	8,500.00	0.00				
23:00	500,000.00	748,000.00	7,500.00	248,000.00	7,500.00	0.00	500,000.00	0.00	19,533.04	0.00	0.00	0.00
			248,000.00	0.00	0.00	240,500.00	0.00	0.00				
0:00	500,000.00	812,500.00	7,500.00	312,500.00	7,500.00	0.00	500,000.00	0.00	19,533.04	0.00	0.00	0.00
			312,500.00	0.00	0.00	305,000.00	0.00	0.00				
Summary for the Day												
1-May-02	<b>9,800,000.00</b>	<b>10,254,500.00</b>	<b>147,000.00</b>	<b>560,500.00</b>	<b>15,000.00</b>	<b>14,500.00</b>	<b>500,000.00</b>	<b>8,500.00</b>	<b>39,066.07</b>	<b>238,303.05</b>	<b>37,763.87</b>	<b>0.00</b>
			<b>454,500.00</b>	<b>106,000.00</b>	<b>91,500.00</b>	<b>545,500.00</b>	<b>8,500.00</b>	<b>0.00</b>				

**Imbalance calculations ( Inclusive of BackUp) - 1 Hour Intervals**

(Non - Firm Service)

**Billing Period: April 26, 2002 - May 26, 2002**

Time	Loads, kWh (without TL )		Load Limits Act - Sch	Over Under	Credit Debit	Imbalance No Credit	Max Sched Max Under	Credited Imbalance Net Imbalance Capacity	Energy Charge, PhP / kWh			Additional Capacity Charge PhP
	Scheduled	Actual	kWh			kW			Credit	Debit	Imbalance	
1:00	500,000.00	817,000.00	7,500.00	317,000.00	7,500.00	0.00	500,000.00	0.00	19,533.04	0.00	0.00	0.00
			317,000.00	0.00	0.00	309,500.00	0.00	0.00				
2:00	500,000.00	697,000.00	7,500.00	197,000.00	7,500.00	0.00	500,000.00	0.00	19,533.04	0.00	0.00	0.00
			197,000.00	0.00	0.00	189,500.00	0.00	0.00				
3:00	500,000.00	584,500.00	7,500.00	84,500.00	7,500.00	0.00	500,000.00	0.00	19,533.04	0.00	0.00	0.00
			84,500.00	0.00	0.00	77,000.00	0.00	0.00				
4:00	500,000.00	499,500.00	7,500.00	0.00	0.00	0.00	500,000.00	0.00	0.00	1,302.20	0.00	0.00
			-500.00	500.00	500.00	0.00	500.00	0.00				
5:00	500,000.00	499,500.00	7,500.00	0.00	0.00	0.00	500,000.00	0.00	0.00	1,302.20	0.00	0.00
			-500.00	500.00	500.00	0.00	500.00	0.00				
6:00	500,000.00	496,500.00	7,500.00	0.00	0.00	0.00	500,000.00	0.00	0.00	9,115.42	0.00	0.00
			-3,500.00	3,500.00	3,500.00	0.00	3,500.00	0.00				
7:00	500,000.00	493,500.00	7,500.00	0.00	0.00	0.00	500,000.00	0.00	0.00	16,928.63	0.00	0.00
			-6,500.00	6,500.00	6,500.00	0.00	6,500.00	0.00				
8:00	500,000.00	493,500.00	7,500.00	0.00	0.00	0.00	500,000.00	0.00	0.00	16,928.63	0.00	0.00
			-6,500.00	6,500.00	6,500.00	0.00	6,500.00	0.00				
9:00	500,000.00	490,500.00	7,500.00	0.00	0.00	2,000.00	500,000.00	0.00	0.00	19,533.04	5,208.81	0.00
			-9,500.00	9,500.00	7,500.00	0.00	9,500.00	0.00				
10:00	500,000.00	490,500.00	7,500.00	0.00	0.00	2,000.00	500,000.00	0.00	0.00	19,533.04	5,208.81	0.00
			-9,500.00	9,500.00	7,500.00	0.00	9,500.00	0.00				
11:00	500,000.00	490,500.00	7,500.00	0.00	0.00	2,000.00	500,000.00	0.00	0.00	19,533.04	5,208.81	0.00
			-9,500.00	9,500.00	7,500.00	0.00	9,500.00	0.00				
12:00	500,000.00	484,500.00	7,500.00	0.00	0.00	8,000.00	500,000.00	0.00	0.00	19,533.04	20,835.24	0.00
			-15,500.00	15,500.00	7,500.00	0.00	15,500.00	0.00				
13:00	500,000.00	484,500.00	7,500.00	0.00	0.00	8,000.00	500,000.00	0.00	0.00	19,533.04	20,835.24	0.00
			-15,500.00	15,500.00	7,500.00	0.00	15,500.00	0.00				
14:00	500,000.00	480,000.00	7,500.00	0.00	0.00	12,500.00	500,000.00	0.00	0.00	19,533.04	32,555.06	0.00
			-20,000.00	20,000.00	7,500.00	0.00	20,000.00	0.00				
15:00	500,000.00	477,000.00	7,500.00	0.00	0.00	15,500.00	500,000.00	0.00	0.00	19,533.04	40,368.28	0.00
			-23,000.00	23,000.00	7,500.00	0.00	23,000.00	0.00				
16:00	500,000.00	477,000.00	7,500.00	0.00	0.00	15,500.00	500,000.00	0.00	0.00	19,533.04	40,368.28	0.00
			-23,000.00	23,000.00	7,500.00	0.00	23,000.00	0.00				
17:00	500,000.00	475,500.00	7,500.00	0.00	0.00	17,000.00	500,000.00	0.00	0.00	19,533.04	44,274.88	0.00
			-24,500.00	24,500.00	7,500.00	0.00	24,500.00	0.00				
18:00	500,000.00	475,500.00	7,500.00	0.00	0.00	17,000.00	500,000.00	0.00	0.00	19,533.04	44,274.88	0.00
			-24,500.00	24,500.00	7,500.00	0.00	24,500.00	0.00				
19:00	500,000.00	478,500.00	7,500.00	0.00	0.00	14,000.00	500,000.00	0.00	0.00	19,533.04	36,461.67	0.00
			-21,500.00	21,500.00	7,500.00	0.00	21,500.00	0.00				
20:00	500,000.00	486,000.00	7,500.00	0.00	0.00	6,500.00	500,000.00	0.00	0.00	19,533.04	16,928.63	0.00
			-14,000.00	14,000.00	7,500.00	0.00	14,000.00	0.00				
21:00	500,000.00	490,500.00	7,500.00	0.00	0.00	2,000.00	500,000.00	0.00	0.00	19,533.04	5,208.81	0.00
			-9,500.00	9,500.00	7,500.00	0.00	9,500.00	0.00				
22:00	500,000.00	492,000.00	7,500.00	0.00	0.00	500.00	500,000.00	0.00	0.00	19,533.04	1,302.20	0.00
			-8,000.00	8,000.00	7,500.00	0.00	8,000.00	0.00				
23:00	500,000.00	489,000.00	7,500.00	0.00	0.00	3,500.00	500,000.00	0.00	0.00	19,533.04	9,115.42	0.00
			-11,000.00	11,000.00	7,500.00	0.00	11,000.00	0.00				
0:00	500,000.00	492,000.00	7,500.00	0.00	0.00	500.00	500,000.00	0.00	0.00	19,533.04	1,302.20	0.00
Summary for the Day			-8,000.00	8,000.00	7,500.00	0.00	8,000.00	0.00				
2-May-02	<b>12,000,000.00</b>	<b>12,334,500.00</b>	<b>180,000.00</b>	<b>598,500.00</b>	<b>22,500.00</b>	<b>126,500.00</b>	<b>500,000.00</b>	<b>24,500.00</b>	<b>58,599.11</b>	<b>358,105.67</b>	<b>329,457.22</b>	<b>0.00</b>
			<b>334,500.00</b>	<b>264,000.00</b>	<b>137,500.00</b>	<b>576,000.00</b>	<b>24,500.00</b>	<b>0.00</b>				

**Imbalance calculations ( Inclusive of BackUp) - 1 Hour Intervals**

(Non - Firm Service)

**Billing Period: April 26, 2002 - May 26, 2002**

Time	Loads, kWh (without TL )		Load Limits	Over	Credit	Imbalance	Max Sched	Credited Imbalance	Energy Charge, PhP / kWh			Additional Capacity Charge PhP
	Scheduled	Actual	Act - Sch	Under	Debit	No Credit	Max Under	Net Imbalance Capacity	Credit	Debit	Imbalance	
kWh												
kW												
1:00	500,000.00	492,000.00	7,500.00	0.00	0.00	500.00	500,000.00	0.00	0.00	19,533.04	1,302.20	0.00
			-8,000.00	8,000.00	7,500.00	0.00	8,000.00	0.00				
2:00	500,000.00	490,500.00	7,500.00	0.00	0.00	2,000.00	500,000.00	0.00	0.00	19,533.04	5,208.81	0.00
			-9,500.00	9,500.00	7,500.00	0.00	9,500.00	0.00				
3:00	330,000.00	382,500.00	4,950.00	52,500.00	4,950.00	0.00	330,000.00	0.00	12,891.80	0.00	0.00	0.00
			52,500.00	0.00	0.00	47,550.00	0.00	0.00				
4:00	330,000.00	322,500.00	4,950.00	0.00	0.00	2,550.00	330,000.00	0.00	0.00	12,891.80	6,641.23	0.00
			-7,500.00	7,500.00	4,950.00	0.00	7,500.00	0.00				
5:00	330,000.00	324,000.00	4,950.00	0.00	0.00	1,050.00	330,000.00	0.00	0.00	12,891.80	2,734.63	0.00
			-6,000.00	6,000.00	4,950.00	0.00	6,000.00	0.00				
6:00	330,000.00	321,000.00	4,950.00	0.00	0.00	4,050.00	330,000.00	0.00	0.00	12,891.80	10,547.84	0.00
			-9,000.00	9,000.00	4,950.00	0.00	9,000.00	0.00				
7:00	330,000.00	324,000.00	4,950.00	0.00	0.00	1,050.00	330,000.00	0.00	0.00	12,891.80	2,734.63	0.00
			-6,000.00	6,000.00	4,950.00	0.00	6,000.00	0.00				
8:00	500,000.00	393,000.00	7,500.00	0.00	0.00	99,500.00	500,000.00	0.00	0.00	19,533.04	259,138.29	0.00
			-107,000.00	107,000.00	7,500.00	0.00	107,000.00	0.00				
9:00	500,000.00	484,500.00	7,500.00	0.00	0.00	8,000.00	500,000.00	0.00	0.00	19,533.04	20,835.24	0.00
			-15,500.00	15,500.00	7,500.00	0.00	15,500.00	0.00				
10:00	500,000.00	498,000.00	7,500.00	0.00	0.00	0.00	500,000.00	0.00	0.00	5,208.81	0.00	0.00
			-2,000.00	2,000.00	2,000.00	0.00	2,000.00	0.00				
11:00	580,000.00	553,500.00	8,700.00	0.00	0.00	17,800.00	580,000.00	0.00	0.00	22,658.32	46,358.41	0.00
			-26,500.00	26,500.00	8,700.00	0.00	26,500.00	0.00				
12:00	580,000.00	564,000.00	8,700.00	0.00	0.00	7,300.00	580,000.00	0.00	0.00	22,658.32	19,012.16	0.00
			-16,000.00	16,000.00	8,700.00	0.00	16,000.00	0.00				
13:00	665,000.00	589,500.00	9,975.00	0.00	0.00	65,525.00	665,000.00	0.00	0.00	25,978.94	170,653.63	0.00
			-75,500.00	75,500.00	9,975.00	0.00	75,500.00	0.00				
14:00	750,000.00	694,500.00	11,250.00	0.00	0.00	44,250.00	750,000.00	0.00	0.00	29,299.55	115,244.92	0.00
			-55,500.00	55,500.00	11,250.00	0.00	55,500.00	0.00				
15:00	750,000.00	706,500.00	11,250.00	0.00	0.00	32,250.00	750,000.00	0.00	0.00	29,299.55	83,992.06	0.00
			-43,500.00	43,500.00	11,250.00	0.00	43,500.00	0.00				
16:00	750,000.00	747,500.00	11,250.00	0.00	0.00	0.00	750,000.00	0.00	0.00	6,511.01	0.00	0.00
			-2,500.00	2,500.00	2,500.00	0.00	2,500.00	0.00				
17:00	750,000.00	724,500.00	11,250.00	0.00	0.00	14,250.00	750,000.00	0.00	0.00	29,299.55	37,112.77	0.00
			-25,500.00	25,500.00	11,250.00	0.00	25,500.00	0.00				
18:00	665,000.00	673,500.00	9,975.00	8,500.00	8,500.00	0.00	665,000.00	0.00	22,137.44	0.00	0.00	0.00
			8,500.00	0.00	0.00	0.00	0.00	0.00				
19:00	665,000.00	654,000.00	9,975.00	0.00	0.00	1,025.00	665,000.00	0.00	0.00	25,978.94	2,669.52	0.00
			-11,000.00	11,000.00	9,975.00	0.00	11,000.00	0.00				
20:00	665,000.00	657,000.00	9,975.00	0.00	0.00	0.00	665,000.00	0.00	0.00	20,835.24	0.00	0.00
			-8,000.00	8,000.00	8,000.00	0.00	8,000.00	0.00				
21:00	665,000.00	654,000.00	9,975.00	0.00	0.00	1,025.00	665,000.00	0.00	0.00	25,978.94	2,669.52	0.00
			-11,000.00	11,000.00	9,975.00	0.00	11,000.00	0.00				
22:00	665,000.00	654,000.00	9,975.00	0.00	0.00	1,025.00	665,000.00	0.00	0.00	25,978.94	2,669.52	0.00
			-11,000.00	11,000.00	9,975.00	0.00	11,000.00	0.00				
23:00	665,000.00	651,000.00	9,975.00	0.00	0.00	4,025.00	665,000.00	0.00	0.00	25,978.94	10,482.73	0.00
			-14,000.00	14,000.00	9,975.00	0.00	14,000.00	0.00				
0:00	665,000.00	652,500.00	9,975.00	0.00	0.00	2,525.00	665,000.00	0.00	0.00	25,978.94	6,576.12	0.00
			-12,500.00	12,500.00	9,975.00	0.00	12,500.00	0.00				
Summary for the Day			-12,500.00	12,500.00	9,975.00	0.00	12,500.00	0.00				
3-May-02	<b>13,630,000.00</b>	<b>13,208,000.00</b>	<b>204,450.00</b>	<b>61,000.00</b>	<b>13,450.00</b>	<b>309,700.00</b>	<b>750,000.00</b>	<b>99,000.00</b>	<b>35,029.25</b>	<b>451,343.37</b>	<b>806,584.19</b>	<b>59,307.20</b>
			<b>-422,000.00</b>	<b>483,000.00</b>	<b>173,300.00</b>	<b>47,550.00</b>	<b>107,000.00</b>	<b>8,000.00</b>				

**Imbalance calculations ( Inclusive of BackUp) - 1 Hour Intervals**

(Non - Firm Service)

**Billing Period: April 26, 2002 - May 26, 2002**

Time	Loads, kWh (without TL )		Load Limits Act - Sch	Over Under	Credit Debit	Imbalance No Credit	Max Sched Max Under	Credited Imbalance Net Imbalance Capacity	Energy Charge, PhP / kWh			Additional Capacity Charge PhP
	Scheduled	Actual	kWh				kW			Credit	Debit	Imbalance
1:00	665,000.00	654,000.00	9,975.00	0.00	0.00	1,025.00	665,000.00	0.00	0.00	25,978.94	2,669.52	0.00
			-11,000.00	11,000.00	9,975.00	0.00	11,000.00	0.00				
2:00	665,000.00	655,500.00	9,975.00	0.00	0.00	0.00	665,000.00	0.00	0.00	24,741.85	0.00	0.00
			-9,500.00	9,500.00	9,500.00	0.00	9,500.00	0.00				
3:00	665,000.00	654,000.00	9,975.00	0.00	0.00	1,025.00	665,000.00	0.00	0.00	25,978.94	2,669.52	0.00
			-11,000.00	11,000.00	9,975.00	0.00	11,000.00	0.00				
4:00	665,000.00	658,500.00	9,975.00	0.00	0.00	0.00	665,000.00	0.00	0.00	16,928.63	0.00	0.00
			-6,500.00	6,500.00	6,500.00	0.00	6,500.00	0.00				
5:00	665,000.00	654,000.00	9,975.00	0.00	0.00	1,025.00	665,000.00	0.00	0.00	25,978.94	2,669.52	0.00
			-11,000.00	11,000.00	9,975.00	0.00	11,000.00	0.00				
6:00	665,000.00	655,500.00	9,975.00	0.00	0.00	0.00	665,000.00	0.00	0.00	24,741.85	0.00	0.00
			-9,500.00	9,500.00	9,500.00	0.00	9,500.00	0.00				
7:00	665,000.00	652,500.00	9,975.00	0.00	0.00	2,525.00	665,000.00	0.00	0.00	25,978.94	6,576.12	0.00
			-12,500.00	12,500.00	9,975.00	0.00	12,500.00	0.00				
8:00	665,000.00	646,500.00	9,975.00	0.00	0.00	8,525.00	665,000.00	0.00	0.00	25,978.94	22,202.55	0.00
			-18,500.00	18,500.00	9,975.00	0.00	18,500.00	0.00				
9:00	750,000.00	705,000.00	11,250.00	0.00	0.00	33,750.00	750,000.00	0.00	0.00	29,299.55	87,898.66	0.00
			-45,000.00	45,000.00	11,250.00	0.00	45,000.00	0.00				
10:00	750,000.00	726,000.00	11,250.00	0.00	0.00	12,750.00	750,000.00	0.00	0.00	29,299.55	33,206.16	0.00
			-24,000.00	24,000.00	11,250.00	0.00	24,000.00	0.00				
11:00	750,000.00	723,000.00	11,250.00	0.00	0.00	15,750.00	750,000.00	0.00	0.00	29,299.55	41,019.38	0.00
			-27,000.00	27,000.00	11,250.00	0.00	27,000.00	0.00				
12:00	750,000.00	715,500.00	11,250.00	0.00	0.00	23,250.00	750,000.00	0.00	0.00	29,299.55	60,552.41	0.00
			-34,500.00	34,500.00	11,250.00	0.00	34,500.00	0.00				
13:00	750,000.00	714,000.00	11,250.00	0.00	0.00	24,750.00	750,000.00	0.00	0.00	29,299.55	64,459.02	0.00
			-36,000.00	36,000.00	11,250.00	0.00	36,000.00	0.00				
14:00	750,000.00	714,000.00	11,250.00	0.00	0.00	24,750.00	750,000.00	0.00	0.00	29,299.55	64,459.02	0.00
			-36,000.00	36,000.00	11,250.00	0.00	36,000.00	0.00				
15:00	665,000.00	669,000.00	9,975.00	4,000.00	4,000.00	9,975.00	665,000.00	0.00	10,417.62	0.00	0.00	0.00
			4,000.00	0.00	0.00	0.00	0.00	0.00				
16:00	665,000.00	654,000.00	9,975.00	0.00	0.00	1,025.00	665,000.00	0.00	0.00	25,978.94	2,669.52	0.00
			-11,000.00	11,000.00	9,975.00	0.00	11,000.00	0.00				
17:00	665,000.00	655,500.00	9,975.00	0.00	0.00	0.00	665,000.00	0.00	0.00	24,741.85	0.00	0.00
			-9,500.00	9,500.00	9,500.00	0.00	9,500.00	0.00				
18:00	665,000.00	660,000.00	9,975.00	0.00	0.00	0.00	665,000.00	0.00	0.00	13,022.02	0.00	0.00
			-5,000.00	5,000.00	5,000.00	0.00	5,000.00	0.00				
19:00	750,000.00	709,500.00	11,250.00	0.00	0.00	29,250.00	750,000.00	0.00	0.00	29,299.55	76,178.84	0.00
			-40,500.00	40,500.00	11,250.00	0.00	40,500.00	0.00				
20:00	750,000.00	736,500.00	11,250.00	0.00	0.00	2,250.00	750,000.00	0.00	0.00	29,299.55	5,859.91	0.00
			-13,500.00	13,500.00	11,250.00	0.00	13,500.00	0.00				
21:00	750,000.00	738,000.00	11,250.00	0.00	0.00	750.00	750,000.00	0.00	0.00	29,299.55	1,953.30	0.00
			-12,000.00	12,000.00	11,250.00	0.00	12,000.00	0.00				
22:00	750,000.00	738,000.00	11,250.00	0.00	0.00	750.00	750,000.00	0.00	0.00	29,299.55	1,953.30	0.00
			-12,000.00	12,000.00	11,250.00	0.00	12,000.00	0.00				
23:00	750,000.00	739,500.00	11,250.00	0.00	0.00	0.00	750,000.00	0.00	0.00	27,346.25	0.00	0.00
			-10,500.00	10,500.00	10,500.00	0.00	10,500.00	0.00				
0:00	750,000.00	739,500.00	11,250.00	0.00	0.00	0.00	750,000.00	0.00	0.00	27,346.25	0.00	0.00
Summary for the Day			-10,500.00	10,500.00	10,500.00	0.00	10,500.00	0.00				
4-May-02	<b>16,980,000.00</b>	<b>16,567,500.00</b>	<b>254,700.00</b>	<b>4,000.00</b>	<b>4,000.00</b>	<b>183,150.00</b>	<b>750,000.00</b>	<b>45,000.00</b>	<b>10,417.62</b>	<b>607,737.88</b>	<b>476,996.75</b>	<b>0.00</b>
			<b>-412,500.00</b>	<b>416,500.00</b>	<b>233,350.00</b>	<b>0.00</b>	<b>45,000.00</b>	<b>0.00</b>				

**Imbalance calculations ( Inclusive of BackUp) - 1 Hour Intervals**

(Non - Firm Service)

**Billing Period: April 26, 2002 - May 26, 2002**

Time	Loads, kWh (without TL )		Load Limits Act - Sch	Over Under	Credit Debit	Imbalance No Credit	Max Sched Max Under	Credited Imbalance Net Imbalance Capacity	Energy Charge, PhP / kWh			Additional Capacity Charge PhP
	Scheduled	Actual	kWh			kW			Credit	Debit	Imbalance	
1:00	750,000.00	739,500.00	11,250.00	0.00	0.00	0.00	750,000.00	0.00	0.00	27,346.25	0.00	0.00
			-10,500.00	10,500.00	10,500.00	0.00	10,500.00	0.00				
2:00	750,000.00	739,500.00	11,250.00	0.00	0.00	0.00	750,000.00	0.00	0.00	27,346.25	0.00	0.00
			-10,500.00	10,500.00	10,500.00	0.00	10,500.00	0.00				
3:00	750,000.00	741,000.00	11,250.00	0.00	0.00	0.00	750,000.00	0.00	0.00	23,439.64	0.00	0.00
			-9,000.00	9,000.00	9,000.00	0.00	9,000.00	0.00				
4:00	750,000.00	741,000.00	11,250.00	0.00	0.00	0.00	750,000.00	0.00	0.00	23,439.64	0.00	0.00
			-9,000.00	9,000.00	9,000.00	0.00	9,000.00	0.00				
5:00	580,000.00	621,000.00	8,700.00	41,000.00	8,700.00	0.00	580,000.00	0.00	22,658.32	0.00	0.00	0.00
			41,000.00	0.00	0.00	32,300.00	0.00	0.00				
6:00	580,000.00	573,000.00	8,700.00	0.00	0.00	0.00	580,000.00	0.00	0.00	18,230.83	0.00	0.00
			-7,000.00	7,000.00	7,000.00	0.00	7,000.00	0.00				
7:00	580,000.00	574,500.00	8,700.00	0.00	0.00	0.00	580,000.00	0.00	0.00	14,324.23	0.00	0.00
			-5,500.00	5,500.00	5,500.00	0.00	5,500.00	0.00				
8:00	580,000.00	570,000.00	8,700.00	0.00	0.00	1,300.00	580,000.00	0.00	0.00	22,658.32	3,385.73	0.00
			-10,000.00	10,000.00	8,700.00	0.00	10,000.00	0.00				
9:00	665,000.00	619,500.00	9,975.00	0.00	0.00	35,525.00	665,000.00	0.00	0.00	25,978.94	92,521.48	0.00
			-45,500.00	45,500.00	9,975.00	0.00	45,500.00	0.00				
10:00	665,000.00	652,500.00	9,975.00	0.00	0.00	2,525.00	665,000.00	0.00	0.00	25,978.94	6,576.12	0.00
			-12,500.00	12,500.00	9,975.00	0.00	12,500.00	0.00				
11:00	665,000.00	654,000.00	9,975.00	0.00	0.00	1,025.00	665,000.00	0.00	0.00	25,978.94	2,669.52	0.00
			-11,000.00	11,000.00	9,975.00	0.00	11,000.00	0.00				
12:00	665,000.00	657,000.00	9,975.00	0.00	0.00	0.00	665,000.00	0.00	0.00	20,835.24	0.00	0.00
			-8,000.00	8,000.00	8,000.00	0.00	8,000.00	0.00				
13:00	750,000.00	696,000.00	11,250.00	0.00	0.00	42,750.00	750,000.00	0.00	0.00	29,299.55	111,338.31	0.00
			-54,000.00	54,000.00	11,250.00	0.00	54,000.00	0.00				
14:00	750,000.00	720,000.00	11,250.00	0.00	0.00	18,750.00	750,000.00	0.00	0.00	29,299.55	48,832.59	0.00
			-30,000.00	30,000.00	11,250.00	0.00	30,000.00	0.00				
15:00	750,000.00	715,500.00	11,250.00	0.00	0.00	23,250.00	750,000.00	0.00	0.00	29,299.55	60,552.41	0.00
			-34,500.00	34,500.00	11,250.00	0.00	34,500.00	0.00				
16:00	750,000.00	724,500.00	11,250.00	0.00	0.00	14,250.00	750,000.00	0.00	0.00	29,299.55	37,112.77	0.00
			-25,500.00	25,500.00	11,250.00	0.00	25,500.00	0.00				
17:00	750,000.00	726,000.00	11,250.00	0.00	0.00	12,750.00	750,000.00	0.00	0.00	29,299.55	33,206.16	0.00
			-24,000.00	24,000.00	11,250.00	0.00	24,000.00	0.00				
18:00	750,000.00	732,000.00	11,250.00	0.00	0.00	6,750.00	750,000.00	0.00	0.00	29,299.55	17,579.73	0.00
			-18,000.00	18,000.00	11,250.00	0.00	18,000.00	0.00				
19:00	750,000.00	735,000.00	11,250.00	0.00	0.00	3,750.00	750,000.00	0.00	0.00	29,299.55	9,766.52	0.00
			-15,000.00	15,000.00	11,250.00	0.00	15,000.00	0.00				
20:00	750,000.00	736,500.00	11,250.00	0.00	0.00	2,250.00	750,000.00	0.00	0.00	29,299.55	5,859.91	0.00
			-13,500.00	13,500.00	11,250.00	0.00	13,500.00	0.00				
21:00	750,000.00	738,000.00	11,250.00	0.00	0.00	750.00	750,000.00	0.00	0.00	29,299.55	1,953.30	0.00
			-12,000.00	12,000.00	11,250.00	0.00	12,000.00	0.00				
22:00	750,000.00	739,500.00	11,250.00	0.00	0.00	0.00	750,000.00	0.00	0.00	27,346.25	0.00	0.00
			-10,500.00	10,500.00	10,500.00	0.00	10,500.00	0.00				
23:00	750,000.00	742,500.00	11,250.00	0.00	0.00	0.00	750,000.00	0.00	0.00	19,533.04	0.00	0.00
			-7,500.00	7,500.00	7,500.00	0.00	7,500.00	0.00				
0:00	750,000.00	738,000.00	11,250.00	0.00	0.00	750.00	750,000.00	0.00	0.00	29,299.55	1,953.30	0.00
Summary for the Day			-12,000.00	12,000.00	11,250.00	0.00	12,000.00	0.00				
5-May-02	<b>16,980,000.00</b>	<b>16,626,000.00</b>	<b>254,700.00</b>	<b>41,000.00</b>	<b>8,700.00</b>	<b>166,375.00</b>	<b>750,000.00</b>	<b>54,000.00</b>	<b>22,658.32</b>	<b>595,432.07</b>	<b>433,307.86</b>	<b>0.00</b>
			<b>-354,000.00</b>	<b>395,000.00</b>	<b>228,625.00</b>	<b>32,300.00</b>	<b>54,000.00</b>	<b>0.00</b>				

**Imbalance calculations ( Inclusive of BackUp) - 1 Hour Intervals**

(Non - Firm Service)

**Billing Period: April 26, 2002 - May 26, 2002**

Time	Loads, kWh (without TL )		Load Limits Act - Sch	Over Under	Credit Debit	Imbalance No Credit	Max Sched Max Under	Credited Imbalance Net Imbalance Capacity	Energy Charge, PhP / kWh			Additional Capacity Charge PhP
	Scheduled	Actual	kWh			kW			Credit	Debit	Imbalance	
1:00	665,000.00	675,000.00	9,975.00	10,000.00	9,975.00	0.00	665,000.00	0.00	25,978.94	0.00	0.00	0.00
			10,000.00	0.00	0.00	25.00	0.00	0.00				
2:00	665,000.00	654,000.00	9,975.00	0.00	0.00	1,025.00	665,000.00	0.00	0.00	25,978.94	2,669.52	0.00
			-11,000.00	11,000.00	9,975.00	0.00	11,000.00	0.00				
3:00	665,000.00	657,000.00	9,975.00	0.00	0.00	0.00	665,000.00	0.00	0.00	20,835.24	0.00	0.00
			-8,000.00	8,000.00	8,000.00	0.00	8,000.00	0.00				
4:00	665,000.00	657,000.00	9,975.00	0.00	0.00	0.00	665,000.00	0.00	0.00	20,835.24	0.00	0.00
			-8,000.00	8,000.00	8,000.00	0.00	8,000.00	0.00				
5:00	665,000.00	657,000.00	9,975.00	0.00	0.00	0.00	665,000.00	0.00	0.00	20,835.24	0.00	0.00
			-8,000.00	8,000.00	8,000.00	0.00	8,000.00	0.00				
6:00	665,000.00	657,000.00	9,975.00	0.00	0.00	0.00	665,000.00	0.00	0.00	20,835.24	0.00	0.00
			-8,000.00	8,000.00	8,000.00	0.00	8,000.00	0.00				
7:00	665,000.00	657,000.00	9,975.00	0.00	0.00	0.00	665,000.00	0.00	0.00	20,835.24	0.00	0.00
			-8,000.00	8,000.00	8,000.00	0.00	8,000.00	0.00				
8:00	665,000.00	652,500.00	9,975.00	0.00	0.00	2,525.00	665,000.00	0.00	0.00	25,978.94	6,576.12	0.00
			-12,500.00	12,500.00	9,975.00	0.00	12,500.00	0.00				
9:00	750,000.00	715,500.00	11,250.00	0.00	0.00	23,250.00	750,000.00	0.00	0.00	29,299.55	60,552.41	0.00
			-34,500.00	34,500.00	11,250.00	0.00	34,500.00	0.00				
10:00	750,000.00	732,000.00	11,250.00	0.00	0.00	6,750.00	750,000.00	0.00	0.00	29,299.55	17,579.73	0.00
			-18,000.00	18,000.00	11,250.00	0.00	18,000.00	0.00				
11:00	750,000.00	727,500.00	11,250.00	0.00	0.00	11,250.00	750,000.00	0.00	0.00	29,299.55	29,299.55	0.00
			-22,500.00	22,500.00	11,250.00	0.00	22,500.00	0.00				
12:00	750,000.00	727,500.00	11,250.00	0.00	0.00	11,250.00	750,000.00	0.00	0.00	29,299.55	29,299.55	0.00
			-22,500.00	22,500.00	11,250.00	0.00	22,500.00	0.00				
13:00	750,000.00	727,500.00	11,250.00	0.00	0.00	11,250.00	750,000.00	0.00	0.00	29,299.55	29,299.55	0.00
			-22,500.00	22,500.00	11,250.00	0.00	22,500.00	0.00				
14:00	750,000.00	721,500.00	11,250.00	0.00	0.00	17,250.00	750,000.00	0.00	0.00	29,299.55	44,925.98	0.00
			-28,500.00	28,500.00	11,250.00	0.00	28,500.00	0.00				
15:00	665,000.00	669,000.00	9,975.00	4,000.00	4,000.00	0.00	665,000.00	0.00	10,417.62	0.00	0.00	0.00
			4,000.00	0.00	0.00	0.00	0.00	0.00				
16:00	665,000.00	654,000.00	9,975.00	0.00	0.00	1,025.00	665,000.00	0.00	0.00	25,978.94	2,669.52	0.00
			-11,000.00	11,000.00	9,975.00	0.00	11,000.00	0.00				
17:00	665,000.00	657,000.00	9,975.00	0.00	0.00	0.00	665,000.00	0.00	0.00	20,835.24	0.00	0.00
			-8,000.00	8,000.00	8,000.00	0.00	8,000.00	0.00				
18:00	665,000.00	658,500.00	9,975.00	0.00	0.00	0.00	665,000.00	0.00	0.00	16,928.63	0.00	0.00
			-6,500.00	6,500.00	6,500.00	0.00	6,500.00	0.00				
19:00	750,000.00	715,500.00	11,250.00	0.00	0.00	23,250.00	750,000.00	0.00	0.00	29,299.55	60,552.41	0.00
			-34,500.00	34,500.00	11,250.00	0.00	34,500.00	0.00				
20:00	750,000.00	732,000.00	11,250.00	0.00	0.00	6,750.00	750,000.00	0.00	0.00	29,299.55	17,579.73	0.00
			-18,000.00	18,000.00	11,250.00	0.00	18,000.00	0.00				
21:00	750,000.00	735,000.00	11,250.00	0.00	0.00	3,750.00	750,000.00	0.00	0.00	29,299.55	9,766.52	0.00
			-15,000.00	15,000.00	11,250.00	0.00	15,000.00	0.00				
22:00	750,000.00	738,000.00	11,250.00	0.00	0.00	750.00	750,000.00	0.00	0.00	29,299.55	1,953.30	0.00
			-12,000.00	12,000.00	11,250.00	0.00	12,000.00	0.00				
23:00	750,000.00	741,000.00	11,250.00	0.00	0.00	0.00	750,000.00	0.00	0.00	23,439.64	0.00	0.00
			-9,000.00	9,000.00	9,000.00	0.00	9,000.00	0.00				
0:00	750,000.00	741,000.00	11,250.00	0.00	0.00	0.00	750,000.00	0.00	0.00	23,439.64	0.00	0.00
			-9,000.00	9,000.00	9,000.00	0.00	9,000.00	0.00				
<b>Summary for the Day</b>												
6-May-02	<b>16,980,000.00</b>	<b>16,659,000.00</b>	<b>254,700.00</b>	<b>14,000.00</b>	<b>13,975.00</b>	<b>120,075.00</b>	<b>750,000.00</b>	<b>34,500.00</b>	<b>36,396.56</b>	<b>559,751.72</b>	<b>312,723.92</b>	<b>0.00</b>
			<b>-321,000.00</b>	<b>335,000.00</b>	<b>214,925.00</b>	<b>25.00</b>	<b>34,500.00</b>	<b>0.00</b>				

**Imbalance calculations ( Inclusive of BackUp) - 1 Hour Intervals**

(Non - Firm Service)

**Billing Period: April 26, 2002 - May 26, 2002**

Time	Loads, kWh (without TL )		Load Limits Act - Sch	Over Under	Credit Debit	Imbalance No Credit	Max Sched Max Under	Credited Imbalance Net Imbalance Capacity	Energy Charge, PhP / kWh			Additional Capacity Charge PhP
	Scheduled	Actual	kWh			kW			Credit	Debit	Imbalance	
1:00	750,000.00	742,500.00	11,250.00	0.00	0.00	0.00	750,000.00	0.00	0.00	19,533.04	0.00	0.00
			-7,500.00	7,500.00	7,500.00	0.00	7,500.00	0.00	0.00			
2:00	750,000.00	745,500.00	11,250.00	0.00	0.00	0.00	750,000.00	0.00	0.00	11,719.82	0.00	0.00
			-4,500.00	4,500.00	4,500.00	0.00	4,500.00	0.00	0.00			
3:00	750,000.00	744,000.00	11,250.00	0.00	0.00	0.00	750,000.00	0.00	0.00	15,626.43	0.00	0.00
			-6,000.00	6,000.00	6,000.00	0.00	6,000.00	0.00	0.00			
4:00	750,000.00	744,000.00	11,250.00	0.00	0.00	0.00	750,000.00	0.00	0.00	15,626.43	0.00	0.00
			-6,000.00	6,000.00	6,000.00	0.00	6,000.00	0.00	0.00			
5:00	750,000.00	745,500.00	11,250.00	0.00	0.00	0.00	750,000.00	0.00	0.00	11,719.82	0.00	0.00
			-4,500.00	4,500.00	4,500.00	0.00	4,500.00	0.00	0.00			
6:00	750,000.00	742,500.00	11,250.00	0.00	0.00	0.00	750,000.00	0.00	0.00	19,533.04	0.00	0.00
			-7,500.00	7,500.00	7,500.00	0.00	7,500.00	0.00	0.00			
7:00	750,000.00	742,500.00	11,250.00	0.00	0.00	0.00	750,000.00	0.00	0.00	19,533.04	0.00	0.00
			-7,500.00	7,500.00	7,500.00	0.00	7,500.00	0.00	0.00			
8:00	750,000.00	739,500.00	11,250.00	0.00	0.00	0.00	750,000.00	0.00	0.00	27,346.25	0.00	0.00
			-10,500.00	10,500.00	10,500.00	0.00	10,500.00	0.00	0.00			
9:00	750,000.00	735,000.00	11,250.00	0.00	0.00	3,750.00	750,000.00	0.00	0.00	29,299.55	9,766.52	0.00
			-15,000.00	15,000.00	11,250.00	0.00	15,000.00	0.00	0.00			
10:00	750,000.00	729,000.00	11,250.00	0.00	0.00	9,750.00	750,000.00	0.00	0.00	29,299.55	25,392.95	0.00
			-21,000.00	21,000.00	11,250.00	0.00	21,000.00	0.00	0.00			
11:00	750,000.00	724,500.00	11,250.00	0.00	0.00	14,250.00	750,000.00	0.00	0.00	29,299.55	37,112.77	0.00
			-25,500.00	25,500.00	11,250.00	0.00	25,500.00	0.00	0.00			
12:00	750,000.00	723,000.00	11,250.00	0.00	0.00	15,750.00	750,000.00	0.00	0.00	29,299.55	41,019.38	0.00
			-27,000.00	27,000.00	11,250.00	0.00	27,000.00	0.00	0.00			
13:00	750,000.00	720,000.00	11,250.00	0.00	0.00	18,750.00	750,000.00	0.00	0.00	29,299.55	48,832.59	0.00
			-30,000.00	30,000.00	11,250.00	0.00	30,000.00	0.00	0.00			
14:00	750,000.00	712,500.00	11,250.00	0.00	0.00	26,250.00	750,000.00	0.00	0.00	29,299.55	68,365.63	0.00
			-37,500.00	37,500.00	11,250.00	0.00	37,500.00	0.00	0.00			
15:00	750,000.00	720,000.00	11,250.00	0.00	0.00	18,750.00	750,000.00	0.00	0.00	29,299.55	48,832.59	0.00
			-30,000.00	30,000.00	11,250.00	0.00	30,000.00	0.00	0.00			
16:00	750,000.00	723,000.00	11,250.00	0.00	0.00	15,750.00	750,000.00	0.00	0.00	29,299.55	41,019.38	0.00
			-27,000.00	27,000.00	11,250.00	0.00	27,000.00	0.00	0.00			
17:00	750,000.00	727,500.00	11,250.00	0.00	0.00	11,250.00	750,000.00	0.00	0.00	29,299.55	29,299.55	0.00
			-22,500.00	22,500.00	11,250.00	0.00	22,500.00	0.00	0.00			
18:00	750,000.00	732,000.00	11,250.00	0.00	0.00	6,750.00	750,000.00	0.00	0.00	29,299.55	17,579.73	0.00
			-18,000.00	18,000.00	11,250.00	0.00	18,000.00	0.00	0.00			
19:00	750,000.00	729,000.00	11,250.00	0.00	0.00	9,750.00	750,000.00	0.00	0.00	29,299.55	25,392.95	0.00
			-21,000.00	21,000.00	11,250.00	0.00	21,000.00	0.00	0.00			
20:00	750,000.00	733,500.00	11,250.00	0.00	0.00	5,250.00	750,000.00	0.00	0.00	29,299.55	13,673.13	0.00
			-16,500.00	16,500.00	11,250.00	0.00	16,500.00	0.00	0.00			
21:00	750,000.00	736,500.00	11,250.00	0.00	0.00	2,250.00	750,000.00	0.00	0.00	29,299.55	5,859.91	0.00
			-13,500.00	13,500.00	11,250.00	0.00	13,500.00	0.00	0.00			
22:00	700,000.00	697,500.00	10,500.00	0.00	0.00	0.00	700,000.00	0.00	0.00	6,511.01	0.00	0.00
			-2,500.00	2,500.00	2,500.00	0.00	2,500.00	0.00	0.00			
23:00	700,000.00	694,500.00	10,500.00	0.00	0.00	0.00	700,000.00	0.00	0.00	14,324.23	0.00	0.00
			-5,500.00	5,500.00	5,500.00	0.00	5,500.00	0.00	0.00			
0:00	700,000.00	693,000.00	10,500.00	0.00	0.00	0.00	700,000.00	0.00	0.00	18,230.83	0.00	0.00
			-7,000.00	7,000.00	7,000.00	0.00	7,000.00	0.00	0.00			
<b>Summary for the Day</b>												
7-May-02	<b>17,850,000.00</b>	<b>17,476,500.00</b>	<b>267,750.00</b>	<b>0.00</b>	<b>0.00</b>	<b>158,250.00</b>	<b>750,000.00</b>	<b>37,500.00</b>	<b>0.00</b>	<b>560,598.15</b>	<b>412,147.07</b>	<b>0.00</b>
			<b>-373,500.00</b>	<b>373,500.00</b>	<b>215,250.00</b>	<b>0.00</b>	<b>37,500.00</b>	<b>0.00</b>				

**Imbalance calculations ( Inclusive of BackUp) - 1 Hour Intervals**

(Non - Firm Service)

**Billing Period: April 26, 2002 - May 26, 2002**

Time	Loads, kWh (without TL )		Load Limits	Over	Credit	Imbalance	Max Sched	Credited Imbalance	Energy Charge, PhP / kWh			Additional
	Scheduled	Actual	Act - Sch	Under	Debit	No Credit	Max Under	Net Imbalance Capacity	Credit	Debit	Imbalance	Capacity Charge PhP
kWh												
kW												
1:00	600,000.00	619,500.00	9,000.00	19,500.00	9,000.00	0.00	600,000.00	0.00	23,439.64	0.00	0.00	0.00
			19,500.00	0.00	0.00	10,500.00	0.00	0.00				
2:00	600,000.00	591,000.00	9,000.00	0.00	0.00	0.00	600,000.00	0.00	0.00	23,439.64	0.00	0.00
			-9,000.00	9,000.00	9,000.00	0.00	9,000.00	0.00				
3:00	600,000.00	610,500.00	9,000.00	10,500.00	9,000.00	0.00	600,000.00	0.00	23,439.64	0.00	0.00	0.00
			10,500.00	0.00	0.00	1,500.00	0.00	0.00				
4:00	600,000.00	742,500.00	9,000.00	142,500.00	9,000.00	0.00	600,000.00	0.00	23,439.64	0.00	0.00	0.00
			142,500.00	0.00	0.00	133,500.00	0.00	0.00				
5:00	600,000.00	642,000.00	9,000.00	42,000.00	9,000.00	0.00	600,000.00	0.00	23,439.64	0.00	0.00	0.00
			42,000.00	0.00	0.00	33,000.00	0.00	0.00				
6:00	600,000.00	595,500.00	9,000.00	0.00	0.00	0.00	600,000.00	0.00	0.00	11,719.82	0.00	0.00
			-4,500.00	4,500.00	4,500.00	0.00	4,500.00	0.00				
7:00	600,000.00	591,000.00	9,000.00	0.00	0.00	0.00	600,000.00	0.00	0.00	23,439.64	0.00	0.00
			-9,000.00	9,000.00	9,000.00	0.00	9,000.00	0.00				
8:00	600,000.00	591,000.00	9,000.00	0.00	0.00	0.00	600,000.00	0.00	0.00	23,439.64	0.00	0.00
			-9,000.00	9,000.00	9,000.00	0.00	9,000.00	0.00				
9:00	600,000.00	568,500.00	9,000.00	0.00	0.00	22,500.00	600,000.00	0.00	0.00	23,439.64	58,599.11	0.00
			-31,500.00	31,500.00	9,000.00	0.00	31,500.00	0.00				
10:00	600,000.00	592,000.00	9,000.00	0.00	0.00	0.00	600,000.00	0.00	0.00	20,835.24	0.00	0.00
			-8,000.00	8,000.00	8,000.00	0.00	8,000.00	0.00				
11:00	600,000.00	587,500.00	9,000.00	0.00	0.00	3,500.00	600,000.00	0.00	0.00	23,439.64	9,115.42	0.00
			-12,500.00	12,500.00	9,000.00	0.00	12,500.00	0.00				
12:00	600,000.00	584,500.00	9,000.00	0.00	0.00	6,500.00	600,000.00	0.00	0.00	23,439.64	16,928.63	0.00
			-15,500.00	15,500.00	9,000.00	0.00	15,500.00	0.00				
13:00	600,000.00	581,500.00	9,000.00	0.00	0.00	9,500.00	600,000.00	0.00	0.00	23,439.64	24,741.85	0.00
			-18,500.00	18,500.00	9,000.00	0.00	18,500.00	0.00				
14:00	600,000.00	575,500.00	9,000.00	0.00	0.00	15,500.00	600,000.00	0.00	0.00	23,439.64	40,368.28	0.00
			-24,500.00	24,500.00	9,000.00	0.00	24,500.00	0.00				
15:00	600,000.00	572,500.00	9,000.00	0.00	0.00	18,500.00	600,000.00	0.00	0.00	23,439.64	48,181.49	0.00
			-27,500.00	27,500.00	9,000.00	0.00	27,500.00	0.00				
16:00	600,000.00	577,000.00	9,000.00	0.00	0.00	14,000.00	600,000.00	0.00	0.00	23,439.64	36,461.67	0.00
			-23,000.00	23,000.00	9,000.00	0.00	23,000.00	0.00				
17:00	600,000.00	578,500.00	9,000.00	0.00	0.00	12,500.00	600,000.00	0.00	0.00	23,439.64	32,555.06	0.00
			-21,500.00	21,500.00	9,000.00	0.00	21,500.00	0.00				
18:00	600,000.00	581,500.00	9,000.00	0.00	0.00	9,500.00	600,000.00	0.00	0.00	23,439.64	24,741.85	0.00
			-18,500.00	18,500.00	9,000.00	0.00	18,500.00	0.00				
19:00	600,000.00	586,000.00	9,000.00	0.00	0.00	5,000.00	600,000.00	0.00	0.00	23,439.64	13,022.02	0.00
			-14,000.00	14,000.00	9,000.00	0.00	14,000.00	0.00				
20:00	600,000.00	589,000.00	9,000.00	0.00	0.00	2,000.00	600,000.00	0.00	0.00	23,439.64	5,208.81	0.00
			-11,000.00	11,000.00	9,000.00	0.00	11,000.00	0.00				
21:00	600,000.00	587,500.00	9,000.00	0.00	0.00	3,500.00	600,000.00	0.00	0.00	23,439.64	9,115.42	0.00
			-12,500.00	12,500.00	9,000.00	0.00	12,500.00	0.00				
22:00	600,000.00	593,500.00	9,000.00	0.00	0.00	0.00	600,000.00	0.00	0.00	16,928.63	0.00	0.00
			-6,500.00	6,500.00	6,500.00	0.00	6,500.00	0.00				
23:00	600,000.00	592,000.00	9,000.00	0.00	0.00	0.00	600,000.00	0.00	0.00	20,835.24	0.00	0.00
			-8,000.00	8,000.00	8,000.00	0.00	8,000.00	0.00				
0:00	600,000.00	590,500.00	9,000.00	0.00	0.00	500.00	600,000.00	0.00	0.00	23,439.64	1,302.20	0.00
			-9,500.00	9,500.00	9,000.00	0.00	9,500.00	0.00				
<b>Summary for the Day</b>												
8-May-02	<b>14,400,000.00</b>	<b>14,320,500.00</b>	<b>216,000.00</b>	<b>214,500.00</b>	<b>36,000.00</b>	<b>123,000.00</b>	<b>600,000.00</b>	<b>31,500.00</b>	<b>93,758.58</b>	<b>445,353.23</b>	<b>320,341.80</b>	<b>0.00</b>
			<b>-79,500.00</b>	<b>294,000.00</b>	<b>171,000.00</b>	<b>178,500.00</b>	<b>31,500.00</b>	<b>0.00</b>				

**Imbalance calculations ( Inclusive of BackUp) - 1 Hour Intervals**

(Non - Firm Service)

**Billing Period: April 26, 2002 - May 26, 2002**

Time	Loads, kWh (without TL )		Load Limits Act - Sch	Over Under	Credit Debit	Imbalance No Credit	Max Sched Max Under	Credited Imbalance Net Imbalance Capacity	Energy Charge, PhP / kWh			Additional Capacity Charge PhP
	Scheduled	Actual	kWh			kW			Credit	Debit	Imbalance	
1:00	500,000.00	493,500.00	7,500.00	0.00	0.00	0.00	500,000.00	0.00	0.00	16,928.63	0.00	0.00
			-6,500.00	6,500.00	6,500.00	0.00	6,500.00	0.00				
2:00	500,000.00	490,500.00	7,500.00	0.00	0.00	2,000.00	500,000.00	0.00	0.00	19,533.04	5,208.81	0.00
			-9,500.00	9,500.00	7,500.00	0.00	9,500.00	0.00				
3:00	500,000.00	493,500.00	7,500.00	0.00	0.00	0.00	500,000.00	0.00	0.00	16,928.63	0.00	0.00
			-6,500.00	6,500.00	6,500.00	0.00	6,500.00	0.00				
4:00	500,000.00	492,000.00	7,500.00	0.00	0.00	500.00	500,000.00	0.00	0.00	19,533.04	1,302.20	0.00
			-8,000.00	8,000.00	7,500.00	0.00	8,000.00	0.00				
5:00	500,000.00	493,500.00	7,500.00	0.00	0.00	0.00	500,000.00	0.00	0.00	16,928.63	0.00	0.00
			-6,500.00	6,500.00	6,500.00	0.00	6,500.00	0.00				
6:00	500,000.00	493,500.00	7,500.00	0.00	0.00	0.00	500,000.00	0.00	0.00	16,928.63	0.00	0.00
			-6,500.00	6,500.00	6,500.00	0.00	6,500.00	0.00				
7:00	500,000.00	493,500.00	7,500.00	0.00	0.00	0.00	500,000.00	0.00	0.00	16,928.63	0.00	0.00
			-6,500.00	6,500.00	6,500.00	0.00	6,500.00	0.00				
8:00	500,000.00	490,500.00	7,500.00	0.00	0.00	2,000.00	500,000.00	0.00	0.00	19,533.04	5,208.81	0.00
			-9,500.00	9,500.00	7,500.00	0.00	9,500.00	0.00				
9:00	500,000.00	487,500.00	7,500.00	0.00	0.00	5,000.00	500,000.00	0.00	0.00	19,533.04	13,022.02	0.00
			-12,500.00	12,500.00	7,500.00	0.00	12,500.00	0.00				
10:00	500,000.00	487,500.00	7,500.00	0.00	0.00	5,000.00	500,000.00	0.00	0.00	19,533.04	13,022.02	0.00
			-12,500.00	12,500.00	7,500.00	0.00	12,500.00	0.00				
11:00	600,000.00	487,500.00	9,000.00	0.00	0.00	103,500.00	600,000.00	0.00	0.00	23,439.64	269,555.91	0.00
			-112,500.00	112,500.00	9,000.00	0.00	112,500.00	0.00				
12:00	600,000.00	484,500.00	9,000.00	0.00	0.00	106,500.00	600,000.00	0.00	0.00	23,439.64	277,369.12	0.00
			-115,500.00	115,500.00	9,000.00	0.00	115,500.00	0.00				
13:00	600,000.00	498,000.00	9,000.00	0.00	0.00	93,000.00	600,000.00	0.00	0.00	23,439.64	242,209.65	0.00
			-102,000.00	102,000.00	9,000.00	0.00	102,000.00	0.00				
14:00	600,000.00	562,500.00	9,000.00	0.00	0.00	28,500.00	600,000.00	0.00	0.00	23,439.64	74,225.54	0.00
			-37,500.00	37,500.00	9,000.00	0.00	37,500.00	0.00				
15:00	600,000.00	556,500.00	9,000.00	0.00	0.00	34,500.00	600,000.00	0.00	0.00	23,439.64	89,851.97	0.00
			-43,500.00	43,500.00	9,000.00	0.00	43,500.00	0.00				
16:00	600,000.00	558,000.00	9,000.00	0.00	0.00	33,000.00	600,000.00	0.00	0.00	23,439.64	85,945.36	0.00
			-42,000.00	42,000.00	9,000.00	0.00	42,000.00	0.00				
17:00	600,000.00	559,500.00	9,000.00	0.00	0.00	31,500.00	600,000.00	0.00	0.00	23,439.64	82,038.75	0.00
			-40,500.00	40,500.00	9,000.00	0.00	40,500.00	0.00				
18:00	600,000.00	558,000.00	9,000.00	0.00	0.00	33,000.00	600,000.00	0.00	0.00	23,439.64	85,945.36	0.00
			-42,000.00	42,000.00	9,000.00	0.00	42,000.00	0.00				
19:00	600,000.00	559,500.00	9,000.00	0.00	0.00	31,500.00	600,000.00	0.00	0.00	23,439.64	82,038.75	0.00
			-40,500.00	40,500.00	9,000.00	0.00	40,500.00	0.00				
20:00	600,000.00	564,000.00	9,000.00	0.00	0.00	27,000.00	600,000.00	0.00	0.00	23,439.64	70,318.93	0.00
			-36,000.00	36,000.00	9,000.00	0.00	36,000.00	0.00				
21:00	600,000.00	564,000.00	9,000.00	0.00	0.00	27,000.00	600,000.00	0.00	0.00	23,439.64	70,318.93	0.00
			-36,000.00	36,000.00	9,000.00	0.00	36,000.00	0.00				
22:00	600,000.00	586,500.00	9,000.00	0.00	0.00	4,500.00	600,000.00	0.00	0.00	23,439.64	11,719.82	0.00
			-13,500.00	13,500.00	9,000.00	0.00	13,500.00	0.00				
23:00	600,000.00	591,000.00	9,000.00	0.00	0.00	0.00	600,000.00	0.00	0.00	23,439.64	0.00	0.00
			-9,000.00	9,000.00	9,000.00	0.00	9,000.00	0.00				
0:00	600,000.00	592,500.00	9,000.00	0.00	0.00	0.00	600,000.00	0.00	0.00	19,533.04	0.00	0.00
<b>Summary for the Day</b>			-7,500.00	7,500.00	7,500.00	0.00	7,500.00	0.00				
9-May-02	<b>13,400,000.00</b>	<b>12,637,500.00</b>	<b>201,000.00</b>	<b>0.00</b>	<b>0.00</b>	<b>568,000.00</b>	<b>600,000.00</b>	<b>79,200.00</b>	<b>0.00</b>	<b>506,556.75</b>	<b>1,479,301.97</b>	<b>269,106.42</b>
			<b>-762,500.00</b>	<b>762,500.00</b>	<b>194,500.00</b>	<b>0.00</b>	<b>115,500.00</b>	<b>36,300.00</b>				

**Imbalance calculations ( Inclusive of BackUp) - 1 Hour Intervals**

(Non - Firm Service)

**Billing Period: April 26, 2002 - May 26, 2002**

Time	Loads, kWh (without TL )		Load Limits Act - Sch	Over Under	Credit Debit	Imbalance No Credit	Max Sched Max Under	Credited Imbalance Net Imbalance Capacity	Energy Charge, PhP / kWh			Additional Capacity Charge PhP
	Scheduled	Actual	kWh			kW			Credit	Debit	Imbalance	
1:00	600,000.00	580,500.00	9,000.00	0.00	0.00	10,500.00	600,000.00	0.00	0.00	23,439.64	27,346.25	0.00
			-19,500.00	19,500.00	9,000.00	0.00	19,500.00	0.00				
2:00	600,000.00	586,500.00	9,000.00	0.00	0.00	4,500.00	600,000.00	0.00	0.00	23,439.64	11,719.82	0.00
			-13,500.00	13,500.00	9,000.00	0.00	13,500.00	0.00				
3:00	600,000.00	585,000.00	9,000.00	0.00	0.00	6,000.00	600,000.00	0.00	0.00	23,439.64	15,626.43	0.00
			-15,000.00	15,000.00	9,000.00	0.00	15,000.00	0.00				
4:00	600,000.00	586,500.00	9,000.00	0.00	0.00	4,500.00	600,000.00	0.00	0.00	23,439.64	11,719.82	0.00
			-13,500.00	13,500.00	9,000.00	0.00	13,500.00	0.00				
5:00	600,000.00	585,000.00	9,000.00	0.00	0.00	6,000.00	600,000.00	0.00	0.00	23,439.64	15,626.43	0.00
			-15,000.00	15,000.00	9,000.00	0.00	15,000.00	0.00				
6:00	600,000.00	586,500.00	9,000.00	0.00	0.00	4,500.00	600,000.00	0.00	0.00	23,439.64	11,719.82	0.00
			-13,500.00	13,500.00	9,000.00	0.00	13,500.00	0.00				
7:00	600,000.00	586,500.00	9,000.00	0.00	0.00	4,500.00	600,000.00	0.00	0.00	23,439.64	11,719.82	0.00
			-13,500.00	13,500.00	9,000.00	0.00	13,500.00	0.00				
8:00	600,000.00	588,000.00	9,000.00	0.00	0.00	3,000.00	600,000.00	0.00	0.00	23,439.64	7,813.21	0.00
			-12,000.00	12,000.00	9,000.00	0.00	12,000.00	0.00				
9:00	738,000.00	712,500.00	11,070.00	0.00	0.00	14,430.00	738,000.00	0.00	0.00	28,830.76	37,581.56	0.00
			-25,500.00	25,500.00	11,070.00	0.00	25,500.00	0.00				
10:00	879,000.00	771,000.00	13,185.00	0.00	0.00	94,815.00	879,000.00	0.00	0.00	34,339.08	246,936.65	0.00
			-108,000.00	108,000.00	13,185.00	0.00	108,000.00	0.00				
11:00	730,000.00	754,500.00	10,950.00	24,500.00	10,950.00	0.00	730,000.00	0.00	28,518.23	0.00	0.00	0.00
			24,500.00	0.00	0.00	13,550.00	0.00	0.00				
12:00	730,000.00	721,500.00	10,950.00	0.00	0.00	0.00	730,000.00	0.00	0.00	22,137.44	0.00	0.00
			-8,500.00	8,500.00	8,500.00	0.00	8,500.00	0.00				
13:00	730,000.00	720,000.00	10,950.00	0.00	0.00	0.00	730,000.00	0.00	0.00	26,044.05	0.00	0.00
			-10,000.00	10,000.00	10,000.00	0.00	10,000.00	0.00				
14:00	730,000.00	721,500.00	10,950.00	0.00	0.00	0.00	730,000.00	0.00	0.00	22,137.44	0.00	0.00
			-8,500.00	8,500.00	8,500.00	0.00	8,500.00	0.00				
15:00	730,000.00	724,500.00	10,950.00	0.00	0.00	0.00	730,000.00	0.00	0.00	14,324.23	0.00	0.00
			-5,500.00	5,500.00	5,500.00	0.00	5,500.00	0.00				
16:00	730,000.00	709,500.00	10,950.00	0.00	0.00	9,550.00	730,000.00	0.00	0.00	28,518.23	24,872.07	0.00
			-20,500.00	20,500.00	10,950.00	0.00	20,500.00	0.00				
17:00	600,000.00	657,000.00	9,000.00	57,000.00	9,000.00	0.00	600,000.00	0.00	23,439.64	0.00	0.00	0.00
			57,000.00	0.00	0.00	48,000.00	0.00	0.00				
18:00	600,000.00	592,500.00	9,000.00	0.00	0.00	0.00	600,000.00	0.00	0.00	19,533.04	0.00	0.00
			-7,500.00	7,500.00	7,500.00	0.00	7,500.00	0.00				
19:00	600,000.00	592,500.00	9,000.00	0.00	0.00	0.00	600,000.00	0.00	0.00	19,533.04	0.00	0.00
			-7,500.00	7,500.00	7,500.00	0.00	7,500.00	0.00				
20:00	600,000.00	592,500.00	9,000.00	0.00	0.00	0.00	600,000.00	0.00	0.00	19,533.04	0.00	0.00
			-7,500.00	7,500.00	7,500.00	0.00	7,500.00	0.00				
21:00	600,000.00	592,500.00	9,000.00	0.00	0.00	0.00	600,000.00	0.00	0.00	19,533.04	0.00	0.00
			-7,500.00	7,500.00	7,500.00	0.00	7,500.00	0.00				
22:00	600,000.00	591,000.00	9,000.00	0.00	0.00	0.00	600,000.00	0.00	0.00	23,439.64	0.00	0.00
			-9,000.00	9,000.00	9,000.00	0.00	9,000.00	0.00				
23:00	600,000.00	592,500.00	9,000.00	0.00	0.00	0.00	600,000.00	0.00	0.00	19,533.04	0.00	0.00
			-7,500.00	7,500.00	7,500.00	0.00	7,500.00	0.00				
0:00	600,000.00	592,500.00	9,000.00	0.00	0.00	0.00	600,000.00	0.00	0.00	19,533.04	0.00	0.00
<b>Summary for the Day</b>												
10-May-02	<b>15,597,000.00</b>	<b>15,322,500.00</b>	<b>233,955.00</b>	<b>81,500.00</b>	<b>19,950.00</b>	<b>162,295.00</b>	<b>879,000.00</b>	<b>108,000.00</b>	<b>51,957.88</b>	<b>504,486.25</b>	<b>422,681.89</b>	<b>0.00</b>
			<b>-274,500.00</b>	<b>356,000.00</b>	<b>193,705.00</b>	<b>61,550.00</b>	<b>108,000.00</b>	<b>0.00</b>				

**Imbalance calculations ( Inclusive of BackUp) - 1 Hour Intervals**

(Non - Firm Service)

**Billing Period: April 26, 2002 - May 26, 2002**

Time	Loads, kWh (without TL )		Load Limits Act - Sch	Over Under	Credit Debit	Imbalance No Credit	Max Sched Max Under	Credited Imbalance Net Imbalance Capacity	Energy Charge, PhP / kWh			Additional Capacity Charge PhP
	Scheduled	Actual	kWh			kW			Credit	Debit	Imbalance	
1:00	600,000.00	594,000.00	9,000.00	0.00	0.00	0.00	600,000.00	0.00	0.00	15,626.43	0.00	0.00
			-6,000.00	6,000.00	6,000.00	0.00	6,000.00	0.00				
2:00	600,000.00	591,000.00	9,000.00	0.00	0.00	0.00	600,000.00	0.00	0.00	23,439.64	0.00	0.00
			-9,000.00	9,000.00	9,000.00	0.00	9,000.00	0.00				
3:00	600,000.00	594,000.00	9,000.00	0.00	0.00	0.00	600,000.00	0.00	0.00	15,626.43	0.00	0.00
			-6,000.00	6,000.00	6,000.00	0.00	6,000.00	0.00				
4:00	495,000.00	501,000.00	7,425.00	6,000.00	6,000.00	0.00	495,000.00	0.00	15,626.43	0.00	0.00	0.00
			6,000.00	0.00	0.00	0.00	0.00	0.00				
5:00	495,000.00	483,000.00	7,425.00	0.00	0.00	4,575.00	495,000.00	0.00	0.00	19,337.71	11,915.15	0.00
			-12,000.00	12,000.00	7,425.00	0.00	12,000.00	0.00				
6:00	495,000.00	484,500.00	7,425.00	0.00	0.00	3,075.00	495,000.00	0.00	0.00	19,337.71	8,008.55	0.00
			-10,500.00	10,500.00	7,425.00	0.00	10,500.00	0.00				
7:00	495,000.00	486,000.00	7,425.00	0.00	0.00	1,575.00	495,000.00	0.00	0.00	19,337.71	4,101.94	0.00
			-9,000.00	9,000.00	7,425.00	0.00	9,000.00	0.00				
8:00	600,000.00	544,500.00	9,000.00	0.00	0.00	46,500.00	600,000.00	0.00	0.00	23,439.64	121,104.83	0.00
			-55,500.00	55,500.00	9,000.00	0.00	55,500.00	0.00				
9:00	600,000.00	588,000.00	9,000.00	0.00	0.00	3,000.00	600,000.00	0.00	0.00	23,439.64	7,813.21	0.00
			-12,000.00	12,000.00	9,000.00	0.00	12,000.00	0.00				
10:00	600,000.00	586,500.00	9,000.00	0.00	0.00	4,500.00	600,000.00	0.00	0.00	23,439.64	11,719.82	0.00
			-13,500.00	13,500.00	9,000.00	0.00	13,500.00	0.00				
11:00	600,000.00	588,000.00	9,000.00	0.00	0.00	3,000.00	600,000.00	0.00	0.00	23,439.64	7,813.21	0.00
			-12,000.00	12,000.00	9,000.00	0.00	12,000.00	0.00				
12:00	600,000.00	586,500.00	9,000.00	0.00	0.00	4,500.00	600,000.00	0.00	0.00	23,439.64	11,719.82	0.00
			-13,500.00	13,500.00	9,000.00	0.00	13,500.00	0.00				
13:00	600,000.00	588,000.00	9,000.00	0.00	0.00	3,000.00	600,000.00	0.00	0.00	23,439.64	7,813.21	0.00
			-12,000.00	12,000.00	9,000.00	0.00	12,000.00	0.00				
14:00	600,000.00	589,500.00	9,000.00	0.00	0.00	1,500.00	600,000.00	0.00	0.00	23,439.64	3,906.61	0.00
			-10,500.00	10,500.00	9,000.00	0.00	10,500.00	0.00				
15:00	600,000.00	586,500.00	9,000.00	0.00	0.00	4,500.00	600,000.00	0.00	0.00	23,439.64	11,719.82	0.00
			-13,500.00	13,500.00	9,000.00	0.00	13,500.00	0.00				
16:00	600,000.00	588,000.00	9,000.00	0.00	0.00	3,000.00	600,000.00	0.00	0.00	23,439.64	7,813.21	0.00
			-12,000.00	12,000.00	9,000.00	0.00	12,000.00	0.00				
17:00	600,000.00	586,500.00	9,000.00	0.00	0.00	4,500.00	600,000.00	0.00	0.00	23,439.64	11,719.82	0.00
			-13,500.00	13,500.00	9,000.00	0.00	13,500.00	0.00				
18:00	600,000.00	592,500.00	9,000.00	0.00	0.00	0.00	600,000.00	0.00	0.00	19,533.04	0.00	0.00
			-7,500.00	7,500.00	7,500.00	0.00	7,500.00	0.00				
19:00	600,000.00	594,000.00	9,000.00	0.00	0.00	0.00	600,000.00	0.00	0.00	15,626.43	0.00	0.00
			-6,000.00	6,000.00	6,000.00	0.00	6,000.00	0.00				
20:00	600,000.00	589,500.00	9,000.00	0.00	0.00	1,500.00	600,000.00	0.00	0.00	23,439.64	3,906.61	0.00
			-10,500.00	10,500.00	9,000.00	0.00	10,500.00	0.00				
21:00	600,000.00	594,000.00	9,000.00	0.00	0.00	0.00	600,000.00	0.00	0.00	15,626.43	0.00	0.00
			-6,000.00	6,000.00	6,000.00	0.00	6,000.00	0.00				
22:00	600,000.00	591,000.00	9,000.00	0.00	0.00	0.00	600,000.00	0.00	0.00	23,439.64	0.00	0.00
			-9,000.00	9,000.00	9,000.00	0.00	9,000.00	0.00				
23:00	600,000.00	594,000.00	9,000.00	0.00	0.00	0.00	600,000.00	0.00	0.00	15,626.43	0.00	0.00
			-6,000.00	6,000.00	6,000.00	0.00	6,000.00	0.00				
0:00	600,000.00	592,500.00	9,000.00	0.00	0.00	0.00	600,000.00	0.00	0.00	19,533.04	0.00	0.00
<b>Summary for the Day</b>			-7,500.00	7,500.00	7,500.00	0.00	7,500.00	0.00				
11-May-02	<b>13,980,000.00</b>	<b>13,713,000.00</b>	<b>209,700.00</b>	<b>6,000.00</b>	<b>6,000.00</b>	<b>88,725.00</b>	<b>600,000.00</b>	<b>55,500.00</b>	<b>15,626.43</b>	<b>479,926.71</b>	<b>231,075.82</b>	<b>0.00</b>
			<b>-267,000.00</b>	<b>273,000.00</b>	<b>184,275.00</b>	<b>0.00</b>	<b>55,500.00</b>	<b>0.00</b>				

**Imbalance calculations ( Inclusive of BackUp) - 1 Hour Intervals**

(Non - Firm Service)

**Billing Period: April 26, 2002 - May 26, 2002**

Time	Loads, kWh (without TL )		Load Limits Act - Sch	Over Under	Credit Debit	Imbalance No Credit	Max Sched Max Under	Credited Imbalance Net Imbalance Capacity	Energy Charge, PhP / kWh			Additional Capacity Charge PhP
	Scheduled	Actual	kWh			kW			Credit	Debit	Imbalance	
1:00	500,000.00	514,500.00	7,500.00	14,500.00	7,500.00	0.00	500,000.00	0.00	19,533.04	0.00	0.00	0.00
			14,500.00	0.00	0.00	7,000.00	0.00	0.00				
2:00	500,000.00	493,500.00	7,500.00	0.00	0.00	0.00	500,000.00	0.00	0.00	16,928.63	0.00	0.00
			-6,500.00	6,500.00	6,500.00	0.00	6,500.00	0.00				
3:00	500,000.00	493,500.00	7,500.00	0.00	0.00	0.00	500,000.00	0.00	0.00	16,928.63	0.00	0.00
			-6,500.00	6,500.00	6,500.00	0.00	6,500.00	0.00				
4:00	500,000.00	496,500.00	7,500.00	0.00	0.00	0.00	500,000.00	0.00	0.00	9,115.42	0.00	0.00
			-3,500.00	3,500.00	3,500.00	0.00	3,500.00	0.00				
5:00	400,000.00	423,000.00	6,000.00	23,000.00	6,000.00	0.00	400,000.00	0.00	15,626.43	0.00	0.00	0.00
			23,000.00	0.00	0.00	17,000.00	0.00	0.00				
6:00	400,000.00	391,500.00	6,000.00	0.00	0.00	2,500.00	400,000.00	0.00	0.00	15,626.43	6,511.01	0.00
			-8,500.00	8,500.00	6,000.00	0.00	8,500.00	0.00				
7:00	400,000.00	391,500.00	6,000.00	0.00	0.00	2,500.00	400,000.00	0.00	0.00	15,626.43	6,511.01	0.00
			-8,500.00	8,500.00	6,000.00	0.00	8,500.00	0.00				
8:00	400,000.00	391,500.00	6,000.00	0.00	0.00	2,500.00	400,000.00	0.00	0.00	15,626.43	6,511.01	0.00
			-8,500.00	8,500.00	6,000.00	0.00	8,500.00	0.00				
9:00	500,000.00	462,000.00	7,500.00	0.00	0.00	30,500.00	500,000.00	0.00	0.00	19,533.04	79,434.35	0.00
			-38,000.00	38,000.00	7,500.00	0.00	38,000.00	0.00				
10:00	500,000.00	486,000.00	7,500.00	0.00	0.00	6,500.00	500,000.00	0.00	0.00	19,533.04	16,928.63	0.00
			-14,000.00	14,000.00	7,500.00	0.00	14,000.00	0.00				
11:00	500,000.00	484,500.00	7,500.00	0.00	0.00	8,000.00	500,000.00	0.00	0.00	19,533.04	20,835.24	0.00
			-15,500.00	15,500.00	7,500.00	0.00	15,500.00	0.00				
12:00	500,000.00	484,500.00	7,500.00	0.00	0.00	8,000.00	500,000.00	0.00	0.00	19,533.04	20,835.24	0.00
			-15,500.00	15,500.00	7,500.00	0.00	15,500.00	0.00				
13:00	500,000.00	481,500.00	7,500.00	0.00	0.00	11,000.00	500,000.00	0.00	0.00	19,533.04	28,648.45	0.00
			-18,500.00	18,500.00	7,500.00	0.00	18,500.00	0.00				
14:00	500,000.00	480,000.00	7,500.00	0.00	0.00	12,500.00	500,000.00	0.00	0.00	19,533.04	32,555.06	0.00
			-20,000.00	20,000.00	7,500.00	0.00	20,000.00	0.00				
15:00	500,000.00	477,000.00	7,500.00	0.00	0.00	15,500.00	500,000.00	0.00	0.00	19,533.04	40,368.28	0.00
			-23,000.00	23,000.00	7,500.00	0.00	23,000.00	0.00				
16:00	500,000.00	477,000.00	7,500.00	0.00	0.00	15,500.00	500,000.00	0.00	0.00	19,533.04	40,368.28	0.00
			-23,000.00	23,000.00	7,500.00	0.00	23,000.00	0.00				
17:00	500,000.00	478,500.00	7,500.00	0.00	0.00	14,000.00	500,000.00	0.00	0.00	19,533.04	36,461.67	0.00
			-21,500.00	21,500.00	7,500.00	0.00	21,500.00	0.00				
18:00	500,000.00	480,000.00	7,500.00	0.00	0.00	12,500.00	500,000.00	0.00	0.00	19,533.04	32,555.06	0.00
			-20,000.00	20,000.00	7,500.00	0.00	20,000.00	0.00				
19:00	500,000.00	480,000.00	7,500.00	0.00	0.00	12,500.00	500,000.00	0.00	0.00	19,533.04	32,555.06	0.00
			-20,000.00	20,000.00	7,500.00	0.00	20,000.00	0.00				
20:00	500,000.00	483,000.00	7,500.00	0.00	0.00	9,500.00	500,000.00	0.00	0.00	19,533.04	24,741.85	0.00
			-17,000.00	17,000.00	7,500.00	0.00	17,000.00	0.00				
21:00	500,000.00	487,500.00	7,500.00	0.00	0.00	5,000.00	500,000.00	0.00	0.00	19,533.04	13,022.02	0.00
			-12,500.00	12,500.00	7,500.00	0.00	12,500.00	0.00				
22:00	500,000.00	489,000.00	7,500.00	0.00	0.00	3,500.00	500,000.00	0.00	0.00	19,533.04	9,115.42	0.00
			-11,000.00	11,000.00	7,500.00	0.00	11,000.00	0.00				
23:00	500,000.00	490,500.00	7,500.00	0.00	0.00	2,000.00	500,000.00	0.00	0.00	19,533.04	5,208.81	0.00
			-9,500.00	9,500.00	7,500.00	0.00	9,500.00	0.00				
0:00	500,000.00	492,000.00	7,500.00	0.00	0.00	500.00	500,000.00	0.00	0.00	19,533.04	1,302.20	0.00
<b>Summary for the Day</b>			-8,000.00	8,000.00	7,500.00	0.00	8,000.00	0.00				
12-May-02	<b>11,600,000.00</b>	<b>11,308,500.00</b>	<b>174,000.00</b>	<b>37,500.00</b>	<b>13,500.00</b>	<b>174,500.00</b>	<b>500,000.00</b>	<b>38,000.00</b>	<b>35,159.47</b>	<b>402,380.55</b>	<b>454,468.65</b>	<b>0.00</b>
			<b>-291,500.00</b>	<b>329,000.00</b>	<b>154,500.00</b>	<b>24,000.00</b>	<b>38,000.00</b>	<b>0.00</b>				

**Imbalance calculations ( Inclusive of BackUp) - 1 Hour Intervals**

(Non - Firm Service)

**Billing Period: April 26, 2002 - May 26, 2002**

Time	Loads, kWh (without TL )		Load Limits Act - Sch	Over Under	Credit Debit	Imbalance No Credit	Max Sched Max Under	Credited Imbalance Net Imbalance Capacity	Energy Charge, PhP / kWh			Additional Capacity Charge PhP
	Scheduled	Actual	kWh			kW			Credit	Debit	Imbalance	
1:00	500,000.00	492,000.00	7,500.00	0.00	0.00	500.00	500,000.00	0.00	0.00	19,533.04	1,302.20	0.00
			-8,000.00	8,000.00	7,500.00	0.00	8,000.00	0.00				
2:00	500,000.00	492,000.00	7,500.00	0.00	0.00	500.00	500,000.00	0.00	0.00	19,533.04	1,302.20	0.00
			-8,000.00	8,000.00	7,500.00	0.00	8,000.00	0.00				
3:00	500,000.00	492,000.00	7,500.00	0.00	0.00	500.00	500,000.00	0.00	0.00	19,533.04	1,302.20	0.00
			-8,000.00	8,000.00	7,500.00	0.00	8,000.00	0.00				
4:00	500,000.00	492,000.00	7,500.00	0.00	0.00	500.00	500,000.00	0.00	0.00	19,533.04	1,302.20	0.00
			-8,000.00	8,000.00	7,500.00	0.00	8,000.00	0.00				
5:00	500,000.00	492,000.00	7,500.00	0.00	0.00	500.00	500,000.00	0.00	0.00	19,533.04	1,302.20	0.00
			-8,000.00	8,000.00	7,500.00	0.00	8,000.00	0.00				
6:00	500,000.00	490,500.00	7,500.00	0.00	0.00	2,000.00	500,000.00	0.00	0.00	19,533.04	5,208.81	0.00
			-9,500.00	9,500.00	7,500.00	0.00	9,500.00	0.00				
7:00	580,000.00	534,000.00	8,700.00	0.00	0.00	37,300.00	580,000.00	0.00	0.00	22,658.32	97,144.30	0.00
			-46,000.00	46,000.00	8,700.00	0.00	46,000.00	0.00				
8:00	580,000.00	576,000.00	8,700.00	0.00	0.00	0.00	580,000.00	0.00	0.00	10,417.62	0.00	0.00
			-4,000.00	4,000.00	4,000.00	0.00	4,000.00	0.00				
9:00	665,000.00	637,500.00	9,975.00	0.00	0.00	17,525.00	665,000.00	0.00	0.00	25,978.94	45,642.20	0.00
			-27,500.00	27,500.00	9,975.00	0.00	27,500.00	0.00				
10:00	665,000.00	655,500.00	9,975.00	0.00	0.00	0.00	665,000.00	0.00	0.00	24,741.85	0.00	0.00
			-9,500.00	9,500.00	9,500.00	0.00	9,500.00	0.00				
11:00	665,000.00	660,000.00	9,975.00	0.00	0.00	0.00	665,000.00	0.00	0.00	13,022.02	0.00	0.00
			-5,000.00	5,000.00	5,000.00	0.00	5,000.00	0.00				
12:00	665,000.00	661,500.00	9,975.00	0.00	0.00	0.00	665,000.00	0.00	0.00	9,115.42	0.00	0.00
			-3,500.00	3,500.00	3,500.00	0.00	3,500.00	0.00				
13:00	665,000.00	654,000.00	9,975.00	0.00	0.00	1,025.00	665,000.00	0.00	0.00	25,978.94	2,669.52	0.00
			-11,000.00	11,000.00	9,975.00	0.00	11,000.00	0.00				
14:00	665,000.00	651,000.00	9,975.00	0.00	0.00	4,025.00	665,000.00	0.00	0.00	25,978.94	10,482.73	0.00
			-14,000.00	14,000.00	9,975.00	0.00	14,000.00	0.00				
15:00	750,000.00	702,000.00	11,250.00	0.00	0.00	36,750.00	750,000.00	0.00	0.00	29,299.55	95,711.88	0.00
			-48,000.00	48,000.00	11,250.00	0.00	48,000.00	0.00				
16:00	750,000.00	718,500.00	11,250.00	0.00	0.00	20,250.00	750,000.00	0.00	0.00	29,299.55	52,739.20	0.00
			-31,500.00	31,500.00	11,250.00	0.00	31,500.00	0.00				
17:00	750,000.00	721,500.00	11,250.00	0.00	0.00	17,250.00	750,000.00	0.00	0.00	29,299.55	44,925.98	0.00
			-28,500.00	28,500.00	11,250.00	0.00	28,500.00	0.00				
18:00	750,000.00	726,000.00	11,250.00	0.00	0.00	12,750.00	750,000.00	0.00	0.00	29,299.55	33,206.16	0.00
			-24,000.00	24,000.00	11,250.00	0.00	24,000.00	0.00				
19:00	744,000.00	730,500.00	11,160.00	0.00	0.00	2,340.00	744,000.00	0.00	0.00	29,065.16	6,094.31	0.00
			-13,500.00	13,500.00	11,160.00	0.00	13,500.00	0.00				
20:00	665,000.00	670,500.00	9,975.00	5,500.00	5,500.00	0.00	665,000.00	0.00	14,324.23	0.00	0.00	0.00
			5,500.00	0.00	0.00	0.00	0.00	0.00				
21:00	665,000.00	657,000.00	9,975.00	0.00	0.00	0.00	665,000.00	0.00	0.00	20,835.24	0.00	0.00
			-8,000.00	8,000.00	8,000.00	0.00	8,000.00	0.00				
22:00	665,000.00	654,000.00	9,975.00	0.00	0.00	1,025.00	665,000.00	0.00	0.00	25,978.94	2,669.52	0.00
			-11,000.00	11,000.00	9,975.00	0.00	11,000.00	0.00				
23:00	665,000.00	663,000.00	9,975.00	0.00	0.00	0.00	665,000.00	0.00	0.00	5,208.81	0.00	0.00
			-2,000.00	2,000.00	2,000.00	0.00	2,000.00	0.00				
0:00	665,000.00	666,000.00	9,975.00	1,000.00	1,000.00	0.00	665,000.00	0.00	2,604.40	0.00	0.00	0.00
			1,000.00	0.00	0.00	0.00	0.00	0.00				
<b>Summary for the Day</b>			<b>1,000.00</b>	<b>0.00</b>	<b>0.00</b>	<b>0.00</b>	<b>0.00</b>	<b>0.00</b>				
13-May-02	<b>15,219,000.00</b>	<b>14,889,000.00</b>	<b>228,285.00</b>	<b>6,500.00</b>	<b>6,500.00</b>	<b>154,740.00</b>	<b>750,000.00</b>	<b>48,000.00</b>	<b>16,928.63</b>	<b>473,376.63</b>	<b>403,005.61</b>	<b>0.00</b>
			<b>-330,000.00</b>	<b>336,500.00</b>	<b>181,760.00</b>	<b>0.00</b>	<b>48,000.00</b>	<b>0.00</b>				

**Imbalance calculations ( Inclusive of BackUp) - 1 Hour Intervals**

(Non - Firm Service)

**Billing Period: April 26, 2002 - May 26, 2002**

Time	Loads, kWh (without TL )		Load Limits Act - Sch	Over Under	Credit Debit	Imbalance No Credit	Max Sched Max Under	Credited Imbalance Net Imbalance Capacity	Energy Charge, PhP / kWh			Additional Capacity Charge PhP
	Scheduled	Actual	kWh			kW			Credit	Debit	Imbalance	
1:00	500,000.00	537,000.00	7,500.00	37,000.00	7,500.00	0.00	500,000.00	0.00	19,533.04	0.00	0.00	0.00
				0.00	0.00	29,500.00	0.00	0.00				
2:00	500,000.00	493,500.00	7,500.00	0.00	0.00	0.00	500,000.00	0.00	0.00	16,928.63	0.00	0.00
3:00	500,000.00	493,500.00	7,500.00	0.00	0.00	0.00	500,000.00	0.00	0.00	16,928.63	0.00	0.00
4:00	500,000.00	493,500.00	7,500.00	0.00	0.00	0.00	500,000.00	0.00	0.00	16,928.63	0.00	0.00
5:00	500,000.00	493,500.00	7,500.00	0.00	0.00	0.00	500,000.00	0.00	0.00	16,928.63	0.00	0.00
6:00	500,000.00	490,500.00	7,500.00	0.00	0.00	2,000.00	500,000.00	0.00	0.00	19,533.04	5,208.81	0.00
7:00	500,000.00	489,000.00	7,500.00	0.00	0.00	3,500.00	500,000.00	0.00	0.00	19,533.04	9,115.42	0.00
8:00	500,000.00	487,500.00	7,500.00	0.00	0.00	5,000.00	500,000.00	0.00	0.00	19,533.04	13,022.02	0.00
9:00	665,000.00	598,500.00	9,975.00	0.00	0.00	56,525.00	665,000.00	0.00	0.00	25,978.94	147,213.99	0.00
10:00	665,000.00	615,000.00	9,975.00	0.00	0.00	40,025.00	665,000.00	0.00	0.00	25,978.94	104,241.31	0.00
11:00	665,000.00	646,500.00	9,975.00	0.00	0.00	8,525.00	665,000.00	0.00	0.00	25,978.94	22,202.55	0.00
12:00	665,000.00	648,000.00	9,975.00	0.00	0.00	7,025.00	665,000.00	0.00	0.00	25,978.94	18,295.94	0.00
13:00	665,000.00	645,000.00	9,975.00	0.00	0.00	10,025.00	665,000.00	0.00	0.00	25,978.94	26,109.16	0.00
14:00	665,000.00	646,500.00	9,975.00	0.00	0.00	8,525.00	665,000.00	0.00	0.00	25,978.94	22,202.55	0.00
15:00	665,000.00	642,000.00	9,975.00	0.00	0.00	13,025.00	665,000.00	0.00	0.00	25,978.94	33,922.37	0.00
16:00	665,000.00	640,500.00	9,975.00	0.00	0.00	14,525.00	665,000.00	0.00	0.00	25,978.94	37,828.98	0.00
17:00	665,000.00	640,500.00	9,975.00	0.00	0.00	14,525.00	665,000.00	0.00	0.00	25,978.94	37,828.98	0.00
18:00	665,000.00	643,500.00	9,975.00	0.00	0.00	11,525.00	665,000.00	0.00	0.00	25,978.94	30,015.77	0.00
19:00	665,000.00	646,500.00	9,975.00	0.00	0.00	8,525.00	665,000.00	0.00	0.00	25,978.94	22,202.55	0.00
20:00	665,000.00	646,500.00	9,975.00	0.00	0.00	8,525.00	665,000.00	0.00	0.00	25,978.94	22,202.55	0.00
21:00	665,000.00	649,500.00	9,975.00	0.00	0.00	5,525.00	665,000.00	0.00	0.00	25,978.94	14,389.34	0.00
22:00	665,000.00	654,000.00	9,975.00	0.00	0.00	1,025.00	665,000.00	0.00	0.00	25,978.94	2,669.52	0.00
23:00	665,000.00	649,500.00	9,975.00	0.00	0.00	5,525.00	665,000.00	0.00	0.00	25,978.94	14,389.34	0.00
0:00	665,000.00	649,500.00	9,975.00	0.00	0.00	5,525.00	665,000.00	0.00	0.00	25,978.94	14,389.34	0.00
Summary for the Day			-15,500.00	15,500.00	9,975.00	0.00	15,500.00	0.00				
14-May-02	<b>14,640,000.00</b>	<b>14,239,500.00</b>	<b>219,600.00</b>	<b>37,000.00</b>	<b>7,500.00</b>	<b>229,400.00</b>	<b>665,000.00</b>	<b>66,500.00</b>	<b>19,533.04</b>	<b>541,976.66</b>	<b>597,450.48</b>	<b>0.00</b>
			<b>-400,500.00</b>	<b>437,500.00</b>	<b>208,100.00</b>	<b>29,500.00</b>	<b>66,500.00</b>	<b>0.00</b>				

**Imbalance calculations ( Inclusive of BackUp) - 1 Hour Intervals**

(Non - Firm Service)

**Billing Period: April 26, 2002 - May 26, 2002**

Time	Loads, kWh (without TL )		Load Limits Act - Sch	Over Under	Credit Debit	Imbalance No Credit	Max Sched Max Under	Credited Imbalance Net Imbalance Capacity	Energy Charge, PhP / kWh			Additional Capacity Charge PhP
	Scheduled	Actual	kWh			kW			Credit	Debit	Imbalance	
1:00	580,000.00	594,000.00	8,700.00	14,000.00	8,700.00	0.00	580,000.00	0.00	22,658.32	0.00	0.00	0.00
			14,000.00	0.00	0.00	5,300.00	0.00	0.00				
2:00	580,000.00	570,000.00	8,700.00	0.00	0.00	1,300.00	580,000.00	0.00	0.00	22,658.32	3,385.73	0.00
			-10,000.00	10,000.00	8,700.00	0.00	10,000.00	0.00				
3:00	580,000.00	568,500.00	8,700.00	0.00	0.00	2,800.00	580,000.00	0.00	0.00	22,658.32	7,292.33	0.00
			-11,500.00	11,500.00	8,700.00	0.00	11,500.00	0.00				
4:00	580,000.00	571,500.00	8,700.00	0.00	0.00	0.00	580,000.00	0.00	0.00	22,137.44	0.00	0.00
			-8,500.00	8,500.00	8,500.00	0.00	8,500.00	0.00				
5:00	580,000.00	570,000.00	8,700.00	0.00	0.00	1,300.00	580,000.00	0.00	0.00	22,658.32	3,385.73	0.00
			-10,000.00	10,000.00	8,700.00	0.00	10,000.00	0.00				
6:00	580,000.00	570,000.00	8,700.00	0.00	0.00	1,300.00	580,000.00	0.00	0.00	22,658.32	3,385.73	0.00
			-10,000.00	10,000.00	8,700.00	0.00	10,000.00	0.00				
7:00	580,000.00	573,000.00	8,700.00	0.00	0.00	0.00	580,000.00	0.00	0.00	18,230.83	0.00	0.00
			-7,000.00	7,000.00	7,000.00	0.00	7,000.00	0.00				
8:00	580,000.00	568,500.00	8,700.00	0.00	0.00	2,800.00	580,000.00	0.00	0.00	22,658.32	7,292.33	0.00
			-11,500.00	11,500.00	8,700.00	0.00	11,500.00	0.00				
9:00	665,000.00	627,000.00	9,975.00	0.00	0.00	28,025.00	665,000.00	0.00	0.00	25,978.94	72,988.45	0.00
			-38,000.00	38,000.00	9,975.00	0.00	38,000.00	0.00				
10:00	665,000.00	651,000.00	9,975.00	0.00	0.00	4,025.00	665,000.00	0.00	0.00	25,978.94	10,482.73	0.00
			-14,000.00	14,000.00	9,975.00	0.00	14,000.00	0.00				
11:00	665,000.00	652,500.00	9,975.00	0.00	0.00	2,525.00	665,000.00	0.00	0.00	25,978.94	6,576.12	0.00
			-12,500.00	12,500.00	9,975.00	0.00	12,500.00	0.00				
12:00	665,000.00	648,000.00	9,975.00	0.00	0.00	7,025.00	665,000.00	0.00	0.00	25,978.94	18,295.94	0.00
			-17,000.00	17,000.00	9,975.00	0.00	17,000.00	0.00				
13:00	665,000.00	646,500.00	9,975.00	0.00	0.00	8,525.00	665,000.00	0.00	0.00	25,978.94	22,202.55	0.00
			-18,500.00	18,500.00	9,975.00	0.00	18,500.00	0.00				
14:00	665,000.00	645,000.00	9,975.00	0.00	0.00	10,025.00	665,000.00	0.00	0.00	25,978.94	26,109.16	0.00
			-20,000.00	20,000.00	9,975.00	0.00	20,000.00	0.00				
15:00	665,000.00	663,000.00	9,975.00	0.00	0.00	0.00	665,000.00	0.00	0.00	5,208.81	0.00	0.00
			-2,000.00	2,000.00	2,000.00	0.00	2,000.00	0.00				
16:00	665,000.00	583,500.00	9,975.00	0.00	0.00	71,525.00	665,000.00	0.00	0.00	25,978.94	186,280.06	0.00
			-81,500.00	81,500.00	9,975.00	0.00	81,500.00	0.00				
17:00	665,000.00	644,500.00	9,975.00	0.00	0.00	10,525.00	665,000.00	0.00	0.00	25,978.94	27,411.36	0.00
			-20,500.00	20,500.00	9,975.00	0.00	20,500.00	0.00				
18:00	665,000.00	650,500.00	9,975.00	0.00	0.00	4,525.00	665,000.00	0.00	0.00	25,978.94	11,784.93	0.00
			-14,500.00	14,500.00	9,975.00	0.00	14,500.00	0.00				
19:00	665,000.00	646,000.00	9,975.00	0.00	0.00	9,025.00	665,000.00	0.00	0.00	25,978.94	23,504.75	0.00
			-19,000.00	19,000.00	9,975.00	0.00	19,000.00	0.00				
20:00	665,000.00	647,500.00	9,975.00	0.00	0.00	7,525.00	665,000.00	0.00	0.00	25,978.94	19,598.15	0.00
			-17,500.00	17,500.00	9,975.00	0.00	17,500.00	0.00				
21:00	665,000.00	649,000.00	9,975.00	0.00	0.00	6,025.00	665,000.00	0.00	0.00	25,978.94	15,691.54	0.00
			-16,000.00	16,000.00	9,975.00	0.00	16,000.00	0.00				
22:00	665,000.00	650,500.00	9,975.00	0.00	0.00	4,525.00	665,000.00	0.00	0.00	25,978.94	11,784.93	0.00
			-14,500.00	14,500.00	9,975.00	0.00	14,500.00	0.00				
23:00	665,000.00	650,500.00	9,975.00	0.00	0.00	4,525.00	665,000.00	0.00	0.00	25,978.94	11,784.93	0.00
			-14,500.00	14,500.00	9,975.00	0.00	14,500.00	0.00				
0:00	665,000.00	652,000.00	9,975.00	0.00	0.00	3,025.00	665,000.00	0.00	0.00	25,978.94	7,878.32	0.00
			-13,000.00	13,000.00	9,975.00	0.00	13,000.00	0.00				
<b>Summary for the Day</b>												
15-May-02	<b>15,280,000.00</b>	<b>14,892,500.00</b>	<b>229,200.00</b>	<b>14,000.00</b>	<b>8,700.00</b>	<b>190,875.00</b>	<b>665,000.00</b>	<b>81,500.00</b>	<b>22,658.32</b>	<b>548,552.78</b>	<b>497,115.78</b>	<b>0.00</b>
			<b>-387,500.00</b>	<b>401,500.00</b>	<b>210,625.00</b>	<b>5,300.00</b>	<b>81,500.00</b>	<b>0.00</b>				

**Imbalance calculations ( Inclusive of BackUp) - 1 Hour Intervals**

(Non - Firm Service)

**Billing Period: April 26, 2002 - May 26, 2002**

Time	Loads, kWh (without TL )		Load Limits Act - Sch	Over Under	Credit Debit	Imbalance No Credit	Max Sched Max Under	Credited Imbalance Net Imbalance Capacity	Energy Charge, PhP / kWh			Additional Capacity Charge PhP
	Scheduled	Actual	kWh			kW			Credit	Debit	Imbalance	
1:00	665,000.00	604,500.00	9,975.00	0.00	0.00	50,525.00	665,000.00	0.00	0.00	25,978.94	131,587.56	0.00
			-60,500.00	60,500.00	9,975.00	0.00	60,500.00	0.00				
2:00	580,000.00	582,000.00	8,700.00	2,000.00	2,000.00	0.00	580,000.00	0.00	5,208.81	0.00	0.00	0.00
			2,000.00	0.00	0.00	0.00	0.00	0.00				
3:00	580,000.00	570,000.00	8,700.00	0.00	0.00	1,300.00	580,000.00	0.00	0.00	22,658.32	3,385.73	0.00
			-10,000.00	10,000.00	8,700.00	0.00	10,000.00	0.00				
4:00	580,000.00	568,500.00	8,700.00	0.00	0.00	2,800.00	580,000.00	0.00	0.00	22,658.32	7,292.33	0.00
			-11,500.00	11,500.00	8,700.00	0.00	11,500.00	0.00				
5:00	580,000.00	568,500.00	8,700.00	0.00	0.00	2,800.00	580,000.00	0.00	0.00	22,658.32	7,292.33	0.00
			-11,500.00	11,500.00	8,700.00	0.00	11,500.00	0.00				
6:00	580,000.00	571,500.00	8,700.00	0.00	0.00	0.00	580,000.00	0.00	0.00	22,137.44	0.00	0.00
			-8,500.00	8,500.00	8,500.00	0.00	8,500.00	0.00				
7:00	580,000.00	567,000.00	8,700.00	0.00	0.00	4,300.00	580,000.00	0.00	0.00	22,658.32	11,198.94	0.00
			-13,000.00	13,000.00	8,700.00	0.00	13,000.00	0.00				
8:00	580,000.00	576,000.00	8,700.00	0.00	0.00	0.00	580,000.00	0.00	0.00	10,417.62	0.00	0.00
			-4,000.00	4,000.00	4,000.00	0.00	4,000.00	0.00				
9:00	665,000.00	634,500.00	9,975.00	0.00	0.00	20,525.00	665,000.00	0.00	0.00	25,978.94	53,455.41	0.00
			-30,500.00	30,500.00	9,975.00	0.00	30,500.00	0.00				
10:00	665,000.00	654,000.00	9,975.00	0.00	0.00	1,025.00	665,000.00	0.00	0.00	25,978.94	2,669.52	0.00
			-11,000.00	11,000.00	9,975.00	0.00	11,000.00	0.00				
11:00	665,000.00	660,000.00	9,975.00	0.00	0.00	0.00	665,000.00	0.00	0.00	13,022.02	0.00	0.00
			-5,000.00	5,000.00	5,000.00	0.00	5,000.00	0.00				
12:00	665,000.00	652,500.00	9,975.00	0.00	0.00	2,525.00	665,000.00	0.00	0.00	25,978.94	6,576.12	0.00
			-12,500.00	12,500.00	9,975.00	0.00	12,500.00	0.00				
13:00	665,000.00	649,500.00	9,975.00	0.00	0.00	5,525.00	665,000.00	0.00	0.00	25,978.94	14,389.34	0.00
			-15,500.00	15,500.00	9,975.00	0.00	15,500.00	0.00				
14:00	665,000.00	651,000.00	9,975.00	0.00	0.00	4,025.00	665,000.00	0.00	0.00	25,978.94	10,482.73	0.00
			-14,000.00	14,000.00	9,975.00	0.00	14,000.00	0.00				
15:00	665,000.00	649,500.00	9,975.00	0.00	0.00	5,525.00	665,000.00	0.00	0.00	25,978.94	14,389.34	0.00
			-15,500.00	15,500.00	9,975.00	0.00	15,500.00	0.00				
16:00	665,000.00	651,000.00	9,975.00	0.00	0.00	4,025.00	665,000.00	0.00	0.00	25,978.94	10,482.73	0.00
			-14,000.00	14,000.00	9,975.00	0.00	14,000.00	0.00				
17:00	665,000.00	655,500.00	9,975.00	0.00	0.00	0.00	665,000.00	0.00	0.00	24,741.85	0.00	0.00
			-9,500.00	9,500.00	9,500.00	0.00	9,500.00	0.00				
18:00	665,000.00	663,000.00	9,975.00	0.00	0.00	0.00	665,000.00	0.00	0.00	5,208.81	0.00	0.00
			-2,000.00	2,000.00	2,000.00	0.00	2,000.00	0.00				
19:00	665,000.00	660,000.00	9,975.00	0.00	0.00	0.00	665,000.00	0.00	0.00	13,022.02	0.00	0.00
			-5,000.00	5,000.00	5,000.00	0.00	5,000.00	0.00				
20:00	665,000.00	663,000.00	9,975.00	0.00	0.00	0.00	665,000.00	0.00	0.00	5,208.81	0.00	0.00
			-2,000.00	2,000.00	2,000.00	0.00	2,000.00	0.00				
21:00	665,000.00	655,500.00	9,975.00	0.00	0.00	0.00	665,000.00	0.00	0.00	24,741.85	0.00	0.00
			-9,500.00	9,500.00	9,500.00	0.00	9,500.00	0.00				
22:00	665,000.00	657,000.00	9,975.00	0.00	0.00	0.00	665,000.00	0.00	0.00	20,835.24	0.00	0.00
			-8,000.00	8,000.00	8,000.00	0.00	8,000.00	0.00				
23:00	665,000.00	658,500.00	9,975.00	0.00	0.00	0.00	665,000.00	0.00	0.00	16,928.63	0.00	0.00
			-6,500.00	6,500.00	6,500.00	0.00	6,500.00	0.00				
0:00	665,000.00	654,000.00	9,975.00	0.00	0.00	1,025.00	665,000.00	0.00	0.00	25,978.94	2,669.52	0.00
			-11,000.00	11,000.00	9,975.00	0.00	11,000.00	0.00				
<b>Summary for the Day</b>												
16-May-02	<b>15,365,000.00</b>	<b>15,076,500.00</b>	<b>230,475.00</b>	<b>2,000.00</b>	<b>2,000.00</b>	<b>105,925.00</b>	<b>665,000.00</b>	<b>60,500.00</b>	<b>5,208.81</b>	<b>480,708.03</b>	<b>275,871.59</b>	<b>0.00</b>
			<b>-288,500.00</b>	<b>290,500.00</b>	<b>184,575.00</b>	<b>0.00</b>	<b>60,500.00</b>	<b>0.00</b>				

**Imbalance calculations ( Inclusive of BackUp) - 1 Hour Intervals**

(Non - Firm Service)

**Billing Period: April 26, 2002 - May 26, 2002**

Time	Loads, kWh (without TL )		Load Limits Act - Sch	Over Under	Credit Debit	Imbalance No Credit	Max Sched Max Under	Credited Imbalance Net Imbalance Capacity	Energy Charge, PhP / kWh			Additional Capacity Charge PhP
	Scheduled	Actual	kWh			kW			Credit	Debit	Imbalance	
1:00	580,000.00	588,000.00	8,700.00	8,000.00	8,000.00	0.00	580,000.00	0.00	20,835.24	0.00	0.00	0.00
			8,000.00	0.00	0.00	0.00	0.00	0.00				
2:00	580,000.00	568,500.00	8,700.00	0.00	0.00	2,800.00	580,000.00	0.00	0.00	22,658.32	7,292.33	0.00
			-11,500.00	11,500.00	8,700.00	0.00	11,500.00	0.00				
3:00	580,000.00	568,500.00	8,700.00	0.00	0.00	2,800.00	580,000.00	0.00	0.00	22,658.32	7,292.33	0.00
			-11,500.00	11,500.00	8,700.00	0.00	11,500.00	0.00				
4:00	580,000.00	570,000.00	8,700.00	0.00	0.00	1,300.00	580,000.00	0.00	0.00	22,658.32	3,385.73	0.00
			-10,000.00	10,000.00	8,700.00	0.00	10,000.00	0.00				
5:00	580,000.00	573,000.00	8,700.00	0.00	0.00	0.00	580,000.00	0.00	0.00	18,230.83	0.00	0.00
			-7,000.00	7,000.00	7,000.00	0.00	7,000.00	0.00				
6:00	580,000.00	571,500.00	8,700.00	0.00	0.00	0.00	580,000.00	0.00	0.00	22,137.44	0.00	0.00
			-8,500.00	8,500.00	8,500.00	0.00	8,500.00	0.00				
7:00	580,000.00	571,500.00	8,700.00	0.00	0.00	0.00	580,000.00	0.00	0.00	22,137.44	0.00	0.00
			-8,500.00	8,500.00	8,500.00	0.00	8,500.00	0.00				
8:00	580,000.00	567,000.00	8,700.00	0.00	0.00	4,300.00	580,000.00	0.00	0.00	22,658.32	11,198.94	0.00
			-13,000.00	13,000.00	8,700.00	0.00	13,000.00	0.00				
9:00	750,000.00	690,000.00	11,250.00	0.00	0.00	48,750.00	750,000.00	0.00	0.00	29,299.55	126,964.74	0.00
			-60,000.00	60,000.00	11,250.00	0.00	60,000.00	0.00				
10:00	750,000.00	735,000.00	11,250.00	0.00	0.00	3,750.00	750,000.00	0.00	0.00	29,299.55	9,766.52	0.00
			-15,000.00	15,000.00	11,250.00	0.00	15,000.00	0.00				
11:00	750,000.00	732,000.00	11,250.00	0.00	0.00	6,750.00	750,000.00	0.00	0.00	29,299.55	17,579.73	0.00
			-18,000.00	18,000.00	11,250.00	0.00	18,000.00	0.00				
12:00	750,000.00	729,000.00	11,250.00	0.00	0.00	9,750.00	750,000.00	0.00	0.00	29,299.55	25,392.95	0.00
			-21,000.00	21,000.00	11,250.00	0.00	21,000.00	0.00				
13:00	750,000.00	730,500.00	11,250.00	0.00	0.00	8,250.00	750,000.00	0.00	0.00	29,299.55	21,486.34	0.00
			-19,500.00	19,500.00	11,250.00	0.00	19,500.00	0.00				
14:00	750,000.00	723,000.00	11,250.00	0.00	0.00	15,750.00	750,000.00	0.00	0.00	29,299.55	41,019.38	0.00
			-27,000.00	27,000.00	11,250.00	0.00	27,000.00	0.00				
15:00	750,000.00	715,500.00	11,250.00	0.00	0.00	23,250.00	750,000.00	0.00	0.00	29,299.55	60,552.41	0.00
			-34,500.00	34,500.00	11,250.00	0.00	34,500.00	0.00				
16:00	750,000.00	717,000.00	11,250.00	0.00	0.00	21,750.00	750,000.00	0.00	0.00	29,299.55	56,645.81	0.00
			-33,000.00	33,000.00	11,250.00	0.00	33,000.00	0.00				
17:00	750,000.00	720,000.00	11,250.00	0.00	0.00	18,750.00	750,000.00	0.00	0.00	29,299.55	48,832.59	0.00
			-30,000.00	30,000.00	11,250.00	0.00	30,000.00	0.00				
18:00	750,000.00	724,500.00	11,250.00	0.00	0.00	14,250.00	750,000.00	0.00	0.00	29,299.55	37,112.77	0.00
			-25,500.00	25,500.00	11,250.00	0.00	25,500.00	0.00				
19:00	750,000.00	729,000.00	11,250.00	0.00	0.00	9,750.00	750,000.00	0.00	0.00	29,299.55	25,392.95	0.00
			-21,000.00	21,000.00	11,250.00	0.00	21,000.00	0.00				
20:00	750,000.00	730,500.00	11,250.00	0.00	0.00	8,250.00	750,000.00	0.00	0.00	29,299.55	21,486.34	0.00
			-19,500.00	19,500.00	11,250.00	0.00	19,500.00	0.00				
21:00	750,000.00	733,500.00	11,250.00	0.00	0.00	5,250.00	750,000.00	0.00	0.00	29,299.55	13,673.13	0.00
			-16,500.00	16,500.00	11,250.00	0.00	16,500.00	0.00				
22:00	750,000.00	735,000.00	11,250.00	0.00	0.00	3,750.00	750,000.00	0.00	0.00	29,299.55	9,766.52	0.00
			-15,000.00	15,000.00	11,250.00	0.00	15,000.00	0.00				
23:00	750,000.00	741,000.00	11,250.00	0.00	0.00	0.00	750,000.00	0.00	0.00	23,439.64	0.00	0.00
			-9,000.00	9,000.00	9,000.00	0.00	9,000.00	0.00				
0:00	750,000.00	736,500.00	11,250.00	0.00	0.00	2,250.00	750,000.00	0.00	0.00	29,299.55	5,859.91	0.00
			-13,500.00	13,500.00	11,250.00	0.00	13,500.00	0.00				
<b>Summary for the Day</b>												
17-May-02	<b>16,640,000.00</b>	<b>16,200,000.00</b>	<b>249,600.00</b>	<b>8,000.00</b>	<b>8,000.00</b>	<b>211,450.00</b>	<b>750,000.00</b>	<b>60,000.00</b>	<b>20,835.24</b>	<b>616,071.97</b>	<b>550,701.41</b>	<b>0.00</b>
			<b>-440,000.00</b>	<b>448,000.00</b>	<b>236,550.00</b>	<b>0.00</b>	<b>60,000.00</b>	<b>0.00</b>				

**Imbalance calculations ( Inclusive of BackUp) - 1 Hour Intervals**

(Non - Firm Service)

**Billing Period: April 26, 2002 - May 26, 2002**

Time	Loads, kWh (without TL )		Load Limits Act - Sch	Over Under	Credit Debit	Imbalance No Credit	Max Sched Max Under	Credited Imbalance Net Imbalance Capacity	Energy Charge, PhP / kWh			Additional Capacity Charge PhP
	Scheduled	Actual	kWh			kW			Credit	Debit	Imbalance	
1:00	750,000.00	739,500.00	11,250.00	0.00	0.00	0.00	750,000.00	0.00	0.00	27,346.25	0.00	0.00
			-10,500.00	10,500.00	10,500.00	0.00	10,500.00	0.00				
2:00	665,000.00	670,500.00	9,975.00	5,500.00	5,500.00	0.00	665,000.00	0.00	14,324.23	0.00	0.00	0.00
			5,500.00	0.00	0.00	0.00	0.00	0.00				
3:00	665,000.00	652,500.00	9,975.00	0.00	0.00	2,525.00	665,000.00	0.00	0.00	25,978.94	6,576.12	0.00
			-12,500.00	12,500.00	9,975.00	0.00	12,500.00	0.00				
4:00	665,000.00	654,000.00	9,975.00	0.00	0.00	1,025.00	665,000.00	0.00	0.00	25,978.94	2,669.52	0.00
			-11,000.00	11,000.00	9,975.00	0.00	11,000.00	0.00				
5:00	665,000.00	654,000.00	9,975.00	0.00	0.00	1,025.00	665,000.00	0.00	0.00	25,978.94	2,669.52	0.00
			-11,000.00	11,000.00	9,975.00	0.00	11,000.00	0.00				
6:00	665,000.00	655,500.00	9,975.00	0.00	0.00	0.00	665,000.00	0.00	0.00	24,741.85	0.00	0.00
			-9,500.00	9,500.00	9,500.00	0.00	9,500.00	0.00				
7:00	665,000.00	654,000.00	9,975.00	0.00	0.00	1,025.00	665,000.00	0.00	0.00	25,978.94	2,669.52	0.00
			-11,000.00	11,000.00	9,975.00	0.00	11,000.00	0.00				
8:00	750,000.00	718,500.00	11,250.00	0.00	0.00	20,250.00	750,000.00	0.00	0.00	29,299.55	52,739.20	0.00
			-31,500.00	31,500.00	11,250.00	0.00	31,500.00	0.00				
9:00	750,000.00	730,500.00	11,250.00	0.00	0.00	8,250.00	750,000.00	0.00	0.00	29,299.55	21,486.34	0.00
			-19,500.00	19,500.00	11,250.00	0.00	19,500.00	0.00				
10:00	750,000.00	729,000.00	11,250.00	0.00	0.00	9,750.00	750,000.00	0.00	0.00	29,299.55	25,392.95	0.00
			-21,000.00	21,000.00	11,250.00	0.00	21,000.00	0.00				
11:00	750,000.00	726,000.00	11,250.00	0.00	0.00	12,750.00	750,000.00	0.00	0.00	29,299.55	33,206.16	0.00
			-24,000.00	24,000.00	11,250.00	0.00	24,000.00	0.00				
12:00	750,000.00	723,000.00	11,250.00	0.00	0.00	15,750.00	750,000.00	0.00	0.00	29,299.55	41,019.38	0.00
			-27,000.00	27,000.00	11,250.00	0.00	27,000.00	0.00				
13:00	750,000.00	727,500.00	11,250.00	0.00	0.00	11,250.00	750,000.00	0.00	0.00	29,299.55	29,299.55	0.00
			-22,500.00	22,500.00	11,250.00	0.00	22,500.00	0.00				
14:00	750,000.00	720,000.00	11,250.00	0.00	0.00	18,750.00	750,000.00	0.00	0.00	29,299.55	48,832.59	0.00
			-30,000.00	30,000.00	11,250.00	0.00	30,000.00	0.00				
15:00	750,000.00	723,000.00	11,250.00	0.00	0.00	15,750.00	750,000.00	0.00	0.00	29,299.55	41,019.38	0.00
			-27,000.00	27,000.00	11,250.00	0.00	27,000.00	0.00				
16:00	750,000.00	724,500.00	11,250.00	0.00	0.00	14,250.00	750,000.00	0.00	0.00	29,299.55	37,112.77	0.00
			-25,500.00	25,500.00	11,250.00	0.00	25,500.00	0.00				
17:00	750,000.00	723,000.00	11,250.00	0.00	0.00	15,750.00	750,000.00	0.00	0.00	29,299.55	41,019.38	0.00
			-27,000.00	27,000.00	11,250.00	0.00	27,000.00	0.00				
18:00	750,000.00	727,500.00	11,250.00	0.00	0.00	11,250.00	750,000.00	0.00	0.00	29,299.55	29,299.55	0.00
			-22,500.00	22,500.00	11,250.00	0.00	22,500.00	0.00				
19:00	750,000.00	727,500.00	11,250.00	0.00	0.00	11,250.00	750,000.00	0.00	0.00	29,299.55	29,299.55	0.00
			-22,500.00	22,500.00	11,250.00	0.00	22,500.00	0.00				
20:00	750,000.00	732,000.00	11,250.00	0.00	0.00	6,750.00	750,000.00	0.00	0.00	29,299.55	17,579.73	0.00
			-18,000.00	18,000.00	11,250.00	0.00	18,000.00	0.00				
21:00	750,000.00	730,500.00	11,250.00	0.00	0.00	8,250.00	750,000.00	0.00	0.00	29,299.55	21,486.34	0.00
			-19,500.00	19,500.00	11,250.00	0.00	19,500.00	0.00				
22:00	750,000.00	735,000.00	11,250.00	0.00	0.00	3,750.00	750,000.00	0.00	0.00	29,299.55	9,766.52	0.00
			-15,000.00	15,000.00	11,250.00	0.00	15,000.00	0.00				
23:00	750,000.00	733,500.00	11,250.00	0.00	0.00	5,250.00	750,000.00	0.00	0.00	29,299.55	13,673.13	0.00
			-16,500.00	16,500.00	11,250.00	0.00	16,500.00	0.00				
0:00	750,000.00	736,500.00	11,250.00	0.00	0.00	2,250.00	750,000.00	0.00	0.00	29,299.55	5,859.91	0.00
Summary for the Day			-13,500.00	13,500.00	11,250.00	0.00	13,500.00	0.00				
18-May-02	<b>17,490,000.00</b>	<b>17,047,500.00</b>	<b>262,350.00</b>	<b>5,500.00</b>	<b>5,500.00</b>	<b>196,850.00</b>	<b>750,000.00</b>	<b>31,500.00</b>	<b>14,324.23</b>	<b>654,096.29</b>	<b>512,677.10</b>	<b>0.00</b>
			<b>-442,500.00</b>	<b>448,000.00</b>	<b>251,150.00</b>	<b>0.00</b>	<b>31,500.00</b>	<b>0.00</b>				

**Imbalance calculations ( Inclusive of BackUp) - 1 Hour Intervals**

(Non - Firm Service)

**Billing Period: April 26, 2002 - May 26, 2002**

Time	Loads, kWh (without TL )		Load Limits Act - Sch	Over Under	Credit Debit	Imbalance No Credit	Max Sched Max Under	Credited Imbalance Net Imbalance Capacity	Energy Charge, PhP / kWh			Additional Capacity Charge PhP
	Scheduled	Actual	kWh				kW			Credit	Debit	Imbalance
1:00	665,000.00	672,000.00	9,975.00	7,000.00	7,000.00	0.00	665,000.00	0.00	18,230.83	0.00	0.00	0.00
			7,000.00	0.00	0.00	0.00	0.00	0.00				
2:00	665,000.00	652,500.00	9,975.00	0.00	0.00	2,525.00	665,000.00	0.00	0.00	25,978.94	6,576.12	0.00
			-12,500.00	12,500.00	9,975.00	0.00	12,500.00	0.00				
3:00	665,000.00	654,000.00	9,975.00	0.00	0.00	1,025.00	665,000.00	0.00	0.00	25,978.94	2,669.52	0.00
			-11,000.00	11,000.00	9,975.00	0.00	11,000.00	0.00				
4:00	665,000.00	654,000.00	9,975.00	0.00	0.00	1,025.00	665,000.00	0.00	0.00	25,978.94	2,669.52	0.00
			-11,000.00	11,000.00	9,975.00	0.00	11,000.00	0.00				
5:00	665,000.00	654,000.00	9,975.00	0.00	0.00	1,025.00	665,000.00	0.00	0.00	25,978.94	2,669.52	0.00
			-11,000.00	11,000.00	9,975.00	0.00	11,000.00	0.00				
6:00	665,000.00	655,500.00	9,975.00	0.00	0.00	0.00	665,000.00	0.00	0.00	24,741.85	0.00	0.00
			-9,500.00	9,500.00	9,500.00	0.00	9,500.00	0.00				
7:00	605,000.00	646,500.00	9,075.00	41,500.00	9,075.00	0.00	605,000.00	0.00	23,634.97	0.00	0.00	0.00
			41,500.00	0.00	0.00	32,425.00	0.00	0.00				
8:00	605,000.00	597,000.00	9,075.00	8,000.00	8,000.00	0.00	605,000.00	0.00	0.00	20,835.24	0.00	0.00
			-8,000.00	8,000.00	8,000.00	0.00	8,000.00	0.00				
9:00	605,000.00	595,500.00	9,075.00	9,500.00	9,075.00	425.00	605,000.00	0.00	0.00	23,634.97	1,106.87	0.00
			-9,500.00	9,500.00	9,075.00	0.00	9,500.00	0.00				
10:00	750,000.00	696,000.00	11,250.00	54,000.00	11,250.00	42,750.00	750,000.00	0.00	0.00	29,299.55	111,338.31	0.00
			-54,000.00	54,000.00	11,250.00	0.00	54,000.00	0.00				
11:00	750,000.00	723,000.00	11,250.00	27,000.00	11,250.00	15,750.00	750,000.00	0.00	0.00	29,299.55	41,019.38	0.00
			-27,000.00	27,000.00	11,250.00	0.00	27,000.00	0.00				
12:00	750,000.00	720,000.00	11,250.00	30,000.00	11,250.00	18,750.00	750,000.00	0.00	0.00	29,299.55	48,832.59	0.00
			-30,000.00	30,000.00	11,250.00	0.00	30,000.00	0.00				
13:00	750,000.00	717,000.00	11,250.00	33,000.00	11,250.00	21,750.00	750,000.00	0.00	0.00	29,299.55	56,645.81	0.00
			-33,000.00	33,000.00	11,250.00	0.00	33,000.00	0.00				
14:00	750,000.00	715,500.00	11,250.00	34,500.00	11,250.00	23,250.00	750,000.00	0.00	0.00	29,299.55	60,552.41	0.00
			-34,500.00	34,500.00	11,250.00	0.00	34,500.00	0.00				
15:00	750,000.00	720,000.00	11,250.00	30,000.00	11,250.00	18,750.00	750,000.00	0.00	0.00	29,299.55	48,832.59	0.00
			-30,000.00	30,000.00	11,250.00	0.00	30,000.00	0.00				
16:00	750,000.00	721,500.00	11,250.00	28,500.00	11,250.00	17,250.00	750,000.00	0.00	0.00	29,299.55	44,925.98	0.00
			-28,500.00	28,500.00	11,250.00	0.00	28,500.00	0.00				
17:00	750,000.00	721,500.00	11,250.00	28,500.00	11,250.00	17,250.00	750,000.00	0.00	0.00	29,299.55	44,925.98	0.00
			-28,500.00	28,500.00	11,250.00	0.00	28,500.00	0.00				
18:00	750,000.00	724,500.00	11,250.00	25,500.00	11,250.00	14,250.00	750,000.00	0.00	0.00	29,299.55	37,112.77	0.00
			-25,500.00	25,500.00	11,250.00	0.00	25,500.00	0.00				
19:00	750,000.00	723,000.00	11,250.00	27,000.00	11,250.00	15,750.00	750,000.00	0.00	0.00	29,299.55	41,019.38	0.00
			-27,000.00	27,000.00	11,250.00	0.00	27,000.00	0.00				
20:00	750,000.00	727,500.00	11,250.00	22,500.00	11,250.00	11,250.00	750,000.00	0.00	0.00	29,299.55	29,299.55	0.00
			-22,500.00	22,500.00	11,250.00	0.00	22,500.00	0.00				
21:00	750,000.00	727,500.00	11,250.00	22,500.00	11,250.00	11,250.00	750,000.00	0.00	0.00	29,299.55	29,299.55	0.00
			-22,500.00	22,500.00	11,250.00	0.00	22,500.00	0.00				
22:00	750,000.00	733,500.00	11,250.00	16,500.00	11,250.00	5,250.00	750,000.00	0.00	0.00	29,299.55	13,673.13	0.00
			-16,500.00	16,500.00	11,250.00	0.00	16,500.00	0.00				
23:00	750,000.00	738,000.00	11,250.00	12,000.00	11,250.00	750.00	750,000.00	0.00	0.00	29,299.55	1,953.30	0.00
			-12,000.00	12,000.00	11,250.00	0.00	12,000.00	0.00				
0:00	750,000.00	736,500.00	11,250.00	13,500.00	11,250.00	2,250.00	750,000.00	0.00	0.00	29,299.55	5,859.91	0.00
			-13,500.00	13,500.00	11,250.00	0.00	13,500.00	0.00				
<b>Summary for the Day</b>			<b>-13,500.00</b>	<b>13,500.00</b>	<b>11,250.00</b>	<b>0.00</b>	<b>13,500.00</b>	<b>0.00</b>				
19-May-02	<b>17,055,000.00</b>	<b>16,626,000.00</b>	<b>255,825.00</b>	<b>48,500.00</b>	<b>16,075.00</b>	<b>242,275.00</b>	<b>750,000.00</b>	<b>54,000.00</b>	<b>41,865.81</b>	<b>612,621.14</b>	<b>630,982.19</b>	<b>0.00</b>
			<b>-429,000.00</b>	<b>477,500.00</b>	<b>235,225.00</b>	<b>32,425.00</b>	<b>54,000.00</b>	<b>0.00</b>				

**Imbalance calculations ( Inclusive of BackUp) - 1 Hour Intervals**

(Non - Firm Service)

**Billing Period: April 26, 2002 - May 26, 2002**

Time	Loads, kWh (without TL )		Load Limits Act - Sch	Over Under	Credit Debit	Imbalance No Credit	Max Sched Max Under	Credited Imbalance Net Imbalance Capacity	Energy Charge, PhP / kWh			Additional Capacity Charge PhP
	Scheduled	Actual	kWh			kW			Credit	Debit	Imbalance	
1:00	665,000.00	675,000.00	9,975.00	10,000.00	9,975.00	0.00	665,000.00	0.00	25,978.94	0.00	0.00	0.00
			10,000.00	0.00	0.00	25.00	0.00	0.00				
2:00	665,000.00	654,000.00	9,975.00	0.00	0.00	1,025.00	665,000.00	0.00	0.00	25,978.94	2,669.52	0.00
			-11,000.00	11,000.00	9,975.00	0.00	11,000.00	0.00				
3:00	665,000.00	649,500.00	9,975.00	0.00	0.00	5,525.00	665,000.00	0.00	0.00	25,978.94	14,389.34	0.00
			-15,500.00	15,500.00	9,975.00	0.00	15,500.00	0.00				
4:00	665,000.00	654,000.00	9,975.00	0.00	0.00	1,025.00	665,000.00	0.00	0.00	25,978.94	2,669.52	0.00
			-11,000.00	11,000.00	9,975.00	0.00	11,000.00	0.00				
5:00	665,000.00	654,000.00	9,975.00	0.00	0.00	1,025.00	665,000.00	0.00	0.00	25,978.94	2,669.52	0.00
			-11,000.00	11,000.00	9,975.00	0.00	11,000.00	0.00				
6:00	665,000.00	651,000.00	9,975.00	0.00	0.00	4,025.00	665,000.00	0.00	0.00	25,978.94	10,482.73	0.00
			-14,000.00	14,000.00	9,975.00	0.00	14,000.00	0.00				
7:00	665,000.00	655,500.00	9,975.00	0.00	0.00	0.00	665,000.00	0.00	0.00	24,741.85	0.00	0.00
			-9,500.00	9,500.00	9,500.00	0.00	9,500.00	0.00				
8:00	665,000.00	654,000.00	9,975.00	0.00	0.00	1,025.00	665,000.00	0.00	0.00	25,978.94	2,669.52	0.00
			-11,000.00	11,000.00	9,975.00	0.00	11,000.00	0.00				
9:00	750,000.00	714,000.00	11,250.00	0.00	0.00	24,750.00	750,000.00	0.00	0.00	29,299.55	64,459.02	0.00
			-36,000.00	36,000.00	11,250.00	0.00	36,000.00	0.00				
10:00	750,000.00	733,500.00	11,250.00	0.00	0.00	5,250.00	750,000.00	0.00	0.00	29,299.55	13,673.13	0.00
			-16,500.00	16,500.00	11,250.00	0.00	16,500.00	0.00				
11:00	750,000.00	729,000.00	11,250.00	0.00	0.00	9,750.00	750,000.00	0.00	0.00	29,299.55	25,392.95	0.00
			-21,000.00	21,000.00	11,250.00	0.00	21,000.00	0.00				
12:00	750,000.00	732,000.00	11,250.00	0.00	0.00	6,750.00	750,000.00	0.00	0.00	29,299.55	17,579.73	0.00
			-18,000.00	18,000.00	11,250.00	0.00	18,000.00	0.00				
13:00	750,000.00	729,000.00	11,250.00	0.00	0.00	9,750.00	750,000.00	0.00	0.00	29,299.55	25,392.95	0.00
			-21,000.00	21,000.00	11,250.00	0.00	21,000.00	0.00				
14:00	750,000.00	729,000.00	11,250.00	0.00	0.00	9,750.00	750,000.00	0.00	0.00	29,299.55	25,392.95	0.00
			-21,000.00	21,000.00	11,250.00	0.00	21,000.00	0.00				
15:00	750,000.00	730,500.00	11,250.00	0.00	0.00	8,250.00	750,000.00	0.00	0.00	29,299.55	21,486.34	0.00
			-19,500.00	19,500.00	11,250.00	0.00	19,500.00	0.00				
16:00	750,000.00	733,500.00	11,250.00	0.00	0.00	5,250.00	750,000.00	0.00	0.00	29,299.55	13,673.13	0.00
			-16,500.00	16,500.00	11,250.00	0.00	16,500.00	0.00				
17:00	750,000.00	735,000.00	11,250.00	0.00	0.00	3,750.00	750,000.00	0.00	0.00	29,299.55	9,766.52	0.00
			-15,000.00	15,000.00	11,250.00	0.00	15,000.00	0.00				
18:00	750,000.00	736,500.00	11,250.00	0.00	0.00	2,250.00	750,000.00	0.00	0.00	29,299.55	5,859.91	0.00
			-13,500.00	13,500.00	11,250.00	0.00	13,500.00	0.00				
19:00	750,000.00	733,500.00	11,250.00	0.00	0.00	5,250.00	750,000.00	0.00	0.00	29,299.55	13,673.13	0.00
			-16,500.00	16,500.00	11,250.00	0.00	16,500.00	0.00				
20:00	750,000.00	739,500.00	11,250.00	0.00	0.00	0.00	750,000.00	0.00	0.00	27,346.25	0.00	0.00
			-10,500.00	10,500.00	10,500.00	0.00	10,500.00	0.00				
21:00	750,000.00	736,500.00	11,250.00	0.00	0.00	2,250.00	750,000.00	0.00	0.00	29,299.55	5,859.91	0.00
			-13,500.00	13,500.00	11,250.00	0.00	13,500.00	0.00				
22:00	750,000.00	739,500.00	11,250.00	0.00	0.00	0.00	750,000.00	0.00	0.00	27,346.25	0.00	0.00
			-10,500.00	10,500.00	10,500.00	0.00	10,500.00	0.00				
23:00	750,000.00	738,000.00	11,250.00	0.00	0.00	750.00	750,000.00	0.00	0.00	29,299.55	1,953.30	0.00
			-12,000.00	12,000.00	11,250.00	0.00	12,000.00	0.00				
0:00	750,000.00	739,500.00	11,250.00	0.00	0.00	0.00	750,000.00	0.00	0.00	27,346.25	0.00	0.00
			-10,500.00	10,500.00	10,500.00	0.00	10,500.00	0.00				
Summary for the Day												
20-May-02	<b>17,320,000.00</b>	<b>16,975,500.00</b>	<b>259,800.00</b>	<b>10,000.00</b>	<b>9,975.00</b>	<b>107,400.00</b>	<b>750,000.00</b>	<b>36,000.00</b>	<b>25,978.94</b>	<b>643,548.45</b>	<b>279,713.08</b>	<b>0.00</b>
			<b>-344,500.00</b>	<b>354,500.00</b>	<b>247,100.00</b>	<b>25.00</b>	<b>36,000.00</b>	<b>0.00</b>				

**Imbalance calculations ( Inclusive of BackUp) - 1 Hour Intervals**

(Non - Firm Service)

**Billing Period: April 26, 2002 - May 26, 2002**

Time	Loads, kWh (without TL )		Load Limits Act - Sch	Over Under	Credit Debit	Imbalance No Credit	Max Sched Max Under	Credited Imbalance Net Imbalance Capacity	Energy Charge, PhP / kWh			Additional Capacity Charge PhP
	Scheduled	Actual	kWh			kW			Credit	Debit	Imbalance	
1:00	665,000.00	673,500.00	9,975.00	8,500.00	8,500.00	0.00	665,000.00	0.00	22,137.44	0.00	0.00	0.00
			8,500.00	0.00	0.00	0.00	0.00	0.00				
2:00	665,000.00	655,500.00	9,975.00	0.00	0.00	0.00	665,000.00	0.00	0.00	24,741.85	0.00	0.00
			-9,500.00	9,500.00	9,500.00	0.00	9,500.00	0.00				
3:00	665,000.00	652,500.00	9,975.00	0.00	0.00	2,525.00	665,000.00	0.00	0.00	25,978.94	6,576.12	0.00
			-12,500.00	12,500.00	9,975.00	0.00	12,500.00	0.00				
4:00	665,000.00	657,000.00	9,975.00	0.00	0.00	0.00	665,000.00	0.00	0.00	20,835.24	0.00	0.00
			-8,000.00	8,000.00	8,000.00	0.00	8,000.00	0.00				
5:00	665,000.00	654,000.00	9,975.00	0.00	0.00	1,025.00	665,000.00	0.00	0.00	25,978.94	2,669.52	0.00
			-11,000.00	11,000.00	9,975.00	0.00	11,000.00	0.00				
6:00	665,000.00	651,000.00	9,975.00	0.00	0.00	4,025.00	665,000.00	0.00	0.00	25,978.94	10,482.73	0.00
			-14,000.00	14,000.00	9,975.00	0.00	14,000.00	0.00				
7:00	665,000.00	654,000.00	9,975.00	0.00	0.00	1,025.00	665,000.00	0.00	0.00	25,978.94	2,669.52	0.00
			-11,000.00	11,000.00	9,975.00	0.00	11,000.00	0.00				
8:00	665,000.00	652,500.00	9,975.00	0.00	0.00	2,525.00	665,000.00	0.00	0.00	25,978.94	6,576.12	0.00
			-12,500.00	12,500.00	9,975.00	0.00	12,500.00	0.00				
9:00	750,000.00	715,500.00	11,250.00	0.00	0.00	23,250.00	750,000.00	0.00	0.00	29,299.55	60,552.41	0.00
			-34,500.00	34,500.00	11,250.00	0.00	34,500.00	0.00				
10:00	750,000.00	730,500.00	11,250.00	0.00	0.00	8,250.00	750,000.00	0.00	0.00	29,299.55	21,486.34	0.00
			-19,500.00	19,500.00	11,250.00	0.00	19,500.00	0.00				
11:00	750,000.00	732,000.00	11,250.00	0.00	0.00	6,750.00	750,000.00	0.00	0.00	29,299.55	17,579.73	0.00
			-18,000.00	18,000.00	11,250.00	0.00	18,000.00	0.00				
12:00	750,000.00	31,500.00	11,250.00	0.00	0.00	707,250.00	750,000.00	0.00	0.00	29,299.55	1,841,965.35	0.00
			-718,500.00	718,500.00	11,250.00	0.00	718,500.00	0.00				
13:00	750,000.00	0.00	11,250.00	0.00	0.00	738,750.00	750,000.00	0.00	0.00	29,299.55	1,924,004.11	0.00
			-750,000.00	750,000.00	11,250.00	0.00	750,000.00	0.00				
14:00	750,000.00	27,000.00	11,250.00	0.00	0.00	711,750.00	750,000.00	0.00	0.00	29,299.55	1,853,685.17	0.00
			-723,000.00	723,000.00	11,250.00	0.00	723,000.00	0.00				
15:00	750,000.00	160,500.00	11,250.00	0.00	0.00	578,250.00	750,000.00	0.00	0.00	29,299.55	1,505,997.12	0.00
			-589,500.00	589,500.00	11,250.00	0.00	589,500.00	0.00				
16:00	750,000.00	321,000.00	11,250.00	0.00	0.00	417,750.00	750,000.00	0.00	0.00	29,299.55	1,087,990.14	0.00
			-429,000.00	429,000.00	11,250.00	0.00	429,000.00	0.00				
17:00	750,000.00	430,500.00	11,250.00	0.00	0.00	308,250.00	750,000.00	0.00	0.00	29,299.55	802,807.80	0.00
			-319,500.00	319,500.00	11,250.00	0.00	319,500.00	0.00				
18:00	750,000.00	510,000.00	11,250.00	0.00	0.00	228,750.00	750,000.00	0.00	0.00	29,299.55	595,757.62	0.00
			-240,000.00	240,000.00	11,250.00	0.00	240,000.00	0.00				
19:00	750,000.00	600,000.00	11,250.00	0.00	0.00	138,750.00	750,000.00	0.00	0.00	29,299.55	361,361.18	0.00
			-150,000.00	150,000.00	11,250.00	0.00	150,000.00	0.00				
20:00	750,000.00	597,000.00	11,250.00	0.00	0.00	141,750.00	750,000.00	0.00	0.00	29,299.55	369,174.39	0.00
			-153,000.00	153,000.00	11,250.00	0.00	153,000.00	0.00				
21:00	750,000.00	601,500.00	11,250.00	0.00	0.00	137,250.00	750,000.00	0.00	0.00	29,299.55	357,454.57	0.00
			-148,500.00	148,500.00	11,250.00	0.00	148,500.00	0.00				
22:00	750,000.00	598,500.00	11,250.00	0.00	0.00	140,250.00	750,000.00	0.00	0.00	29,299.55	365,267.78	0.00
			-151,500.00	151,500.00	11,250.00	0.00	151,500.00	0.00				
23:00	750,000.00	583,500.00	11,250.00	0.00	0.00	155,250.00	750,000.00	0.00	0.00	29,299.55	404,333.86	0.00
			-166,500.00	166,500.00	11,250.00	0.00	166,500.00	0.00				
0:00	750,000.00	718,500.00	11,250.00	0.00	0.00	20,250.00	750,000.00	0.00	0.00	29,299.55	52,739.20	0.00
Summary for the Day			-31,500.00	31,500.00	11,250.00	0.00	31,500.00	0.00				
21-May-02	<b>17,320,000.00</b>	<b>12,607,500.00</b>	<b>259,800.00</b>	<b>8,500.00</b>	<b>8,500.00</b>	<b>4,473,625.00</b>	<b>750,000.00</b>	<b>99,000.00</b>	<b>22,137.44</b>	<b>644,264.66</b>	<b>11,651,130.78</b>	<b>4,826,123.40</b>
			<b>-4,712,500.00</b>	<b>4,721,000.00</b>	<b>247,375.00</b>	<b>0.00</b>	<b>750,000.00</b>	<b>651,000.00</b>				

**Imbalance calculations ( Inclusive of BackUp) - 1 Hour Intervals**

(Non - Firm Service)

**Billing Period: April 26, 2002 - May 26, 2002**

Time	Loads, kWh (without TL )		Load Limits Act - Sch	Over Under	Credit Debit	Imbalance No Credit	Max Sched Max Under	Credited Imbalance Net Imbalance Capacity	Energy Charge, PhP / kWh			Additional Capacity Charge PhP
	Scheduled	Actual	kWh			kW			Credit	Debit	Imbalance	
1:00	750,000.00	739,500.00	11,250.00	0.00	0.00	0.00	750,000.00	0.00	0.00	27,346.25	0.00	0.00
			-10,500.00	10,500.00	10,500.00	0.00	10,500.00	0.00				
2:00	750,000.00	738,000.00	11,250.00	0.00	0.00	750.00	750,000.00	0.00	0.00	29,299.55	1,953.30	0.00
			-12,000.00	12,000.00	11,250.00	0.00	12,000.00	0.00				
3:00	750,000.00	739,500.00	11,250.00	0.00	0.00	0.00	750,000.00	0.00	0.00	27,346.25	0.00	0.00
			-10,500.00	10,500.00	10,500.00	0.00	10,500.00	0.00				
4:00	750,000.00	738,000.00	11,250.00	0.00	0.00	750.00	750,000.00	0.00	0.00	29,299.55	1,953.30	0.00
			-12,000.00	12,000.00	11,250.00	0.00	12,000.00	0.00				
5:00	750,000.00	738,000.00	11,250.00	0.00	0.00	750.00	750,000.00	0.00	0.00	29,299.55	1,953.30	0.00
			-12,000.00	12,000.00	11,250.00	0.00	12,000.00	0.00				
6:00	750,000.00	741,000.00	11,250.00	0.00	0.00	0.00	750,000.00	0.00	0.00	23,439.64	0.00	0.00
			-9,000.00	9,000.00	9,000.00	0.00	9,000.00	0.00				
7:00	750,000.00	736,500.00	11,250.00	0.00	0.00	2,250.00	750,000.00	0.00	0.00	29,299.55	5,859.91	0.00
			-13,500.00	13,500.00	11,250.00	0.00	13,500.00	0.00				
8:00	750,000.00	733,500.00	11,250.00	0.00	0.00	5,250.00	750,000.00	0.00	0.00	29,299.55	13,673.13	0.00
			-16,500.00	16,500.00	11,250.00	0.00	16,500.00	0.00				
9:00	750,000.00	733,500.00	11,250.00	0.00	0.00	5,250.00	750,000.00	0.00	0.00	29,299.55	13,673.13	0.00
			-16,500.00	16,500.00	11,250.00	0.00	16,500.00	0.00				
10:00	750,000.00	730,500.00	11,250.00	0.00	0.00	8,250.00	750,000.00	0.00	0.00	29,299.55	21,486.34	0.00
			-19,500.00	19,500.00	11,250.00	0.00	19,500.00	0.00				
11:00	750,000.00	727,500.00	11,250.00	0.00	0.00	11,250.00	750,000.00	0.00	0.00	29,299.55	29,299.55	0.00
			-22,500.00	22,500.00	11,250.00	0.00	22,500.00	0.00				
12:00	750,000.00	726,000.00	11,250.00	0.00	0.00	12,750.00	750,000.00	0.00	0.00	29,299.55	33,206.16	0.00
			-24,000.00	24,000.00	11,250.00	0.00	24,000.00	0.00				
13:00	750,000.00	732,000.00	11,250.00	0.00	0.00	6,750.00	750,000.00	0.00	0.00	29,299.55	17,579.73	0.00
			-18,000.00	18,000.00	11,250.00	0.00	18,000.00	0.00				
14:00	750,000.00	735,000.00	11,250.00	0.00	0.00	3,750.00	750,000.00	0.00	0.00	29,299.55	9,766.52	0.00
			-15,000.00	15,000.00	11,250.00	0.00	15,000.00	0.00				
15:00	750,000.00	736,500.00	11,250.00	0.00	0.00	2,250.00	750,000.00	0.00	0.00	29,299.55	5,859.91	0.00
			-13,500.00	13,500.00	11,250.00	0.00	13,500.00	0.00				
16:00	750,000.00	735,000.00	11,250.00	0.00	0.00	3,750.00	750,000.00	0.00	0.00	29,299.55	9,766.52	0.00
			-15,000.00	15,000.00	11,250.00	0.00	15,000.00	0.00				
17:00	750,000.00	736,500.00	11,250.00	0.00	0.00	2,250.00	750,000.00	0.00	0.00	29,299.55	5,859.91	0.00
			-13,500.00	13,500.00	11,250.00	0.00	13,500.00	0.00				
18:00	750,000.00	736,500.00	11,250.00	0.00	0.00	2,250.00	750,000.00	0.00	0.00	29,299.55	5,859.91	0.00
			-13,500.00	13,500.00	11,250.00	0.00	13,500.00	0.00				
19:00	750,000.00	741,000.00	11,250.00	0.00	0.00	0.00	750,000.00	0.00	0.00	23,439.64	0.00	0.00
			-9,000.00	9,000.00	9,000.00	0.00	9,000.00	0.00				
20:00	750,000.00	739,500.00	11,250.00	0.00	0.00	0.00	750,000.00	0.00	0.00	27,346.25	0.00	0.00
			-10,500.00	10,500.00	10,500.00	0.00	10,500.00	0.00				
21:00	750,000.00	742,500.00	11,250.00	0.00	0.00	0.00	750,000.00	0.00	0.00	19,533.04	0.00	0.00
			-7,500.00	7,500.00	7,500.00	0.00	7,500.00	0.00				
22:00	750,000.00	742,500.00	11,250.00	0.00	0.00	0.00	750,000.00	0.00	0.00	19,533.04	0.00	0.00
			-7,500.00	7,500.00	7,500.00	0.00	7,500.00	0.00				
23:00	750,000.00	747,000.00	11,250.00	0.00	0.00	0.00	750,000.00	0.00	0.00	7,813.21	0.00	0.00
			-3,000.00	3,000.00	3,000.00	0.00	3,000.00	0.00				
0:00	750,000.00	744,000.00	11,250.00	0.00	0.00	0.00	750,000.00	0.00	0.00	15,626.43	0.00	0.00
			-6,000.00	6,000.00	6,000.00	0.00	6,000.00	0.00				
Summary for the Day			-6,000.00	6,000.00	6,000.00	0.00	6,000.00	0.00				
22-May-02	<b>18,000,000.00</b>	<b>17,689,500.00</b>	<b>270,000.00</b>	<b>0.00</b>	<b>0.00</b>	<b>68,250.00</b>	<b>750,000.00</b>	<b>24,000.00</b>	<b>0.00</b>	<b>630,917.08</b>	<b>177,750.63</b>	<b>0.00</b>
			<b>-310,500.00</b>	<b>310,500.00</b>	<b>242,250.00</b>	<b>0.00</b>	<b>24,000.00</b>	<b>0.00</b>				

**Imbalance calculations ( Inclusive of BackUp) - 1 Hour Intervals**

(Non - Firm Service)

**Billing Period: April 26, 2002 - May 26, 2002**

Time	Loads, kWh (without TL )		Load Limits Act - Sch	Over Under	Credit Debit	Imbalance No Credit	Max Sched Max Under	Credited Imbalance Net Imbalance Capacity	Energy Charge, PhP / kWh			Additional Capacity Charge PhP
	Scheduled	Actual	kWh			kW			Credit	Debit	Imbalance	
1:00	750,000.00	748,500.00	11,250.00	0.00	0.00	0.00	750,000.00	0.00	0.00	3,906.61	0.00	0.00
			-1,500.00	1,500.00	1,500.00	0.00	1,500.00	0.00				
2:00	750,000.00	745,500.00	11,250.00	0.00	0.00	0.00	750,000.00	0.00	0.00	11,719.82	0.00	0.00
			-4,500.00	4,500.00	4,500.00	0.00	4,500.00	0.00				
3:00	750,000.00	747,000.00	11,250.00	0.00	0.00	0.00	750,000.00	0.00	0.00	7,813.21	0.00	0.00
			-3,000.00	3,000.00	3,000.00	0.00	3,000.00	0.00				
4:00	750,000.00	744,000.00	11,250.00	0.00	0.00	0.00	750,000.00	0.00	0.00	15,626.43	0.00	0.00
			-6,000.00	6,000.00	6,000.00	0.00	6,000.00	0.00				
5:00	750,000.00	742,500.00	11,250.00	0.00	0.00	0.00	750,000.00	0.00	0.00	19,533.04	0.00	0.00
			-7,500.00	7,500.00	7,500.00	0.00	7,500.00	0.00				
6:00	750,000.00	745,500.00	11,250.00	0.00	0.00	0.00	750,000.00	0.00	0.00	11,719.82	0.00	0.00
			-4,500.00	4,500.00	4,500.00	0.00	4,500.00	0.00				
7:00	750,000.00	742,500.00	11,250.00	0.00	0.00	0.00	750,000.00	0.00	0.00	19,533.04	0.00	0.00
			-7,500.00	7,500.00	7,500.00	0.00	7,500.00	0.00				
8:00	750,000.00	739,500.00	11,250.00	0.00	0.00	0.00	750,000.00	0.00	0.00	27,346.25	0.00	0.00
			-10,500.00	10,500.00	10,500.00	0.00	10,500.00	0.00				
9:00	750,000.00	736,500.00	11,250.00	0.00	0.00	2,250.00	750,000.00	0.00	0.00	29,299.55	5,859.91	0.00
			-13,500.00	13,500.00	11,250.00	0.00	13,500.00	0.00				
10:00	750,000.00	729,000.00	11,250.00	0.00	0.00	9,750.00	750,000.00	0.00	0.00	29,299.55	25,392.95	0.00
			-21,000.00	21,000.00	11,250.00	0.00	21,000.00	0.00				
11:00	750,000.00	727,500.00	11,250.00	0.00	0.00	11,250.00	750,000.00	0.00	0.00	29,299.55	29,299.55	0.00
			-22,500.00	22,500.00	11,250.00	0.00	22,500.00	0.00				
12:00	750,000.00	723,000.00	11,250.00	0.00	0.00	15,750.00	750,000.00	0.00	0.00	29,299.55	41,019.38	0.00
			-27,000.00	27,000.00	11,250.00	0.00	27,000.00	0.00				
13:00	750,000.00	718,500.00	11,250.00	0.00	0.00	20,250.00	750,000.00	0.00	0.00	29,299.55	52,739.20	0.00
			-31,500.00	31,500.00	11,250.00	0.00	31,500.00	0.00				
14:00	750,000.00	717,000.00	11,250.00	0.00	0.00	21,750.00	750,000.00	0.00	0.00	29,299.55	56,645.81	0.00
			-33,000.00	33,000.00	11,250.00	0.00	33,000.00	0.00				
15:00	750,000.00	723,000.00	11,250.00	0.00	0.00	15,750.00	750,000.00	0.00	0.00	29,299.55	41,019.38	0.00
			-27,000.00	27,000.00	11,250.00	0.00	27,000.00	0.00				
16:00	750,000.00	729,000.00	11,250.00	0.00	0.00	9,750.00	750,000.00	0.00	0.00	29,299.55	25,392.95	0.00
			-21,000.00	21,000.00	11,250.00	0.00	21,000.00	0.00				
17:00	750,000.00	727,500.00	11,250.00	0.00	0.00	11,250.00	750,000.00	0.00	0.00	29,299.55	29,299.55	0.00
			-22,500.00	22,500.00	11,250.00	0.00	22,500.00	0.00				
18:00	750,000.00	732,000.00	11,250.00	0.00	0.00	6,750.00	750,000.00	0.00	0.00	29,299.55	17,579.73	0.00
			-18,000.00	18,000.00	11,250.00	0.00	18,000.00	0.00				
19:00	750,000.00	733,500.00	11,250.00	0.00	0.00	5,250.00	750,000.00	0.00	0.00	29,299.55	13,673.13	0.00
			-16,500.00	16,500.00	11,250.00	0.00	16,500.00	0.00				
20:00	750,000.00	733,500.00	11,250.00	0.00	0.00	5,250.00	750,000.00	0.00	0.00	29,299.55	13,673.13	0.00
			-16,500.00	16,500.00	11,250.00	0.00	16,500.00	0.00				
21:00	750,000.00	738,000.00	11,250.00	0.00	0.00	750.00	750,000.00	0.00	0.00	29,299.55	1,953.30	0.00
			-12,000.00	12,000.00	11,250.00	0.00	12,000.00	0.00				
22:00	750,000.00	739,500.00	11,250.00	0.00	0.00	0.00	750,000.00	0.00	0.00	27,346.25	0.00	0.00
			-10,500.00	10,500.00	10,500.00	0.00	10,500.00	0.00				
23:00	750,000.00	744,000.00	11,250.00	0.00	0.00	0.00	750,000.00	0.00	0.00	15,626.43	0.00	0.00
			-6,000.00	6,000.00	6,000.00	0.00	6,000.00	0.00				
0:00	750,000.00	748,500.00	11,250.00	0.00	0.00	0.00	750,000.00	0.00	0.00	3,906.61	0.00	0.00
			-1,500.00	1,500.00	1,500.00	0.00	1,500.00	0.00				
<b>Summary for the Day</b>			<b>-1,500.00</b>	<b>1,500.00</b>	<b>1,500.00</b>	<b>0.00</b>	<b>1,500.00</b>	<b>0.00</b>	<b>0.00</b>	<b>3,906.61</b>	<b>0.00</b>	<b>0.00</b>
23-May-02	<b>18,000,000.00</b>	<b>17,655,000.00</b>	<b>270,000.00</b>	<b>0.00</b>	<b>0.00</b>	<b>135,750.00</b>	<b>750,000.00</b>	<b>33,000.00</b>	<b>0.00</b>	<b>544,971.72</b>	<b>353,547.96</b>	<b>0.00</b>
			<b>-345,000.00</b>	<b>345,000.00</b>	<b>209,250.00</b>	<b>0.00</b>	<b>33,000.00</b>	<b>0.00</b>				

**Imbalance calculations ( Inclusive of BackUp) - 1 Hour Intervals**

(Non - Firm Service)

**Billing Period: April 26, 2002 - May 26, 2002**


Time	Loads, kWh (without TL )		Load Limits Act - Sch	Over Under	Credit Debit	Imbalance No Credit	Max Sched Max Under	Credited Imbalance Net Imbalance Capacity	Energy Charge, PhP / kWh			Additional Capacity Charge PhP
	Scheduled	Actual	kWh			kW			Credit	Debit	Imbalance	
1:00	750,000.00	747,000.00	11,250.00	0.00	0.00	0.00	750,000.00	0.00	0.00	7,813.21	0.00	0.00
			-3,000.00	3,000.00	3,000.00	0.00	3,000.00	0.00				
2:00	750,000.00	747,000.00	11,250.00	0.00	0.00	0.00	750,000.00	0.00	0.00	7,813.21	0.00	0.00
			-3,000.00	3,000.00	3,000.00	0.00	3,000.00	0.00				
3:00	750,000.00	747,000.00	11,250.00	0.00	0.00	0.00	750,000.00	0.00	0.00	7,813.21	0.00	0.00
			-3,000.00	3,000.00	3,000.00	0.00	3,000.00	0.00				
4:00	750,000.00	748,500.00	11,250.00	0.00	0.00	0.00	750,000.00	0.00	0.00	3,906.61	0.00	0.00
			-1,500.00	1,500.00	1,500.00	0.00	1,500.00	0.00				
5:00	750,000.00	747,000.00	11,250.00	0.00	0.00	0.00	750,000.00	0.00	0.00	7,813.21	0.00	0.00
			-3,000.00	3,000.00	3,000.00	0.00	3,000.00	0.00				
6:00	750,000.00	747,000.00	11,250.00	0.00	0.00	0.00	750,000.00	0.00	0.00	7,813.21	0.00	0.00
			-3,000.00	3,000.00	3,000.00	0.00	3,000.00	0.00				
7:00	750,000.00	744,000.00	11,250.00	0.00	0.00	0.00	750,000.00	0.00	0.00	15,626.43	0.00	0.00
			-6,000.00	6,000.00	6,000.00	0.00	6,000.00	0.00				
8:00	750,000.00	736,500.00	11,250.00	0.00	0.00	2,250.00	750,000.00	0.00	0.00	29,299.55	5,859.91	0.00
			-13,500.00	13,500.00	11,250.00	0.00	13,500.00	0.00				
9:00	835,000.00	735,000.00	12,525.00	0.00	0.00	87,475.00	835,000.00	0.00	0.00	32,620.17	227,820.32	0.00
			-100,000.00	100,000.00	12,525.00	0.00	100,000.00	0.00				
10:00	835,000.00	818,500.00	12,525.00	0.00	0.00	3,975.00	835,000.00	0.00	0.00	32,620.17	10,352.51	0.00
			-16,500.00	16,500.00	12,525.00	0.00	16,500.00	0.00				
11:00	835,000.00	815,500.00	12,525.00	0.00	0.00	6,975.00	835,000.00	0.00	0.00	32,620.17	18,165.72	0.00
			-19,500.00	19,500.00	12,525.00	0.00	19,500.00	0.00				
12:00	835,000.00	814,000.00	12,525.00	0.00	0.00	8,475.00	835,000.00	0.00	0.00	32,620.17	22,072.33	0.00
			-21,000.00	21,000.00	12,525.00	0.00	21,000.00	0.00				
13:00	835,000.00	856,000.00	12,525.00	21,000.00	12,525.00	0.00	835,000.00	0.00	32,620.17	0.00	0.00	0.00
			21,000.00	0.00	0.00	8,475.00	0.00	0.00				
14:00	835,000.00	795,000.00	12,525.00	0.00	0.00	27,475.00	835,000.00	0.00	0.00	32,620.17	71,556.02	0.00
			-40,000.00	40,000.00	12,525.00	0.00	40,000.00	0.00				
15:00	835,000.00	795,000.00	12,525.00	0.00	0.00	27,475.00	835,000.00	0.00	0.00	32,620.17	71,556.02	0.00
			-40,000.00	40,000.00	12,525.00	0.00	40,000.00	0.00				
16:00	835,000.00	799,500.00	12,525.00	0.00	0.00	22,975.00	835,000.00	0.00	0.00	32,620.17	59,836.20	0.00
			-35,500.00	35,500.00	12,525.00	0.00	35,500.00	0.00				
17:00	835,000.00	802,500.00	12,525.00	0.00	0.00	19,975.00	835,000.00	0.00	0.00	32,620.17	52,022.99	0.00
			-32,500.00	32,500.00	12,525.00	0.00	32,500.00	0.00				
18:00	835,000.00	807,000.00	12,525.00	0.00	0.00	15,475.00	835,000.00	0.00	0.00	32,620.17	40,303.17	0.00
			-28,000.00	28,000.00	12,525.00	0.00	28,000.00	0.00				
19:00	915,000.00	887,000.00	13,725.00	0.00	0.00	14,275.00	915,000.00	0.00	0.00	35,745.46	37,177.88	0.00
			-28,000.00	28,000.00	13,725.00	0.00	28,000.00	0.00				
20:00	915,000.00	890,000.00	13,725.00	0.00	0.00	11,275.00	915,000.00	0.00	0.00	35,745.46	29,364.67	0.00
			-25,000.00	25,000.00	13,725.00	0.00	25,000.00	0.00				
21:00	915,000.00	890,000.00	13,725.00	0.00	0.00	11,275.00	915,000.00	0.00	0.00	35,745.46	29,364.67	0.00
			-25,000.00	25,000.00	13,725.00	0.00	25,000.00	0.00				
22:00	895,000.00	820,500.00	13,425.00	0.00	0.00	61,075.00	895,000.00	0.00	0.00	34,964.14	159,064.03	0.00
			-74,500.00	74,500.00	13,425.00	0.00	74,500.00	0.00				
23:00	895,000.00	883,500.00	13,425.00	0.00	0.00	0.00	895,000.00	0.00	0.00	29,950.66	0.00	0.00
			-11,500.00	11,500.00	11,500.00	0.00	11,500.00	0.00				
0:00	895,000.00	876,000.00	13,425.00	0.00	0.00	5,575.00	895,000.00	0.00	0.00	34,964.14	14,519.56	0.00
Summary for the Day			-19,000.00	19,000.00	13,425.00	0.00	19,000.00	0.00				
24-May-02	<b>19,780,000.00</b>	<b>19,249,000.00</b>	<b>296,700.00</b>	<b>21,000.00</b>	<b>12,525.00</b>	<b>326,000.00</b>	<b>915,000.00</b>	<b>100,000.00</b>	<b>32,620.17</b>	<b>588,595.50</b>	<b>849,035.99</b>	<b>0.00</b>
			<b>-531,000.00</b>	<b>552,000.00</b>	<b>226,000.00</b>	<b>8,475.00</b>	<b>100,000.00</b>	<b>0.00</b>				

**Imbalance calculations ( Inclusive of BackUp) - 1 Hour Intervals**

(Non - Firm Service)

**Billing Period: April 26, 2002 - May 26, 2002**

Time	Loads, kWh (without TL )		Load Limits Act - Sch	Over Under	Credit Debit	Imbalance No Credit	Max Sched Max Under	Credited Imbalance Net Imbalance Capacity	Energy Charge, PhP / kWh			Additional Capacity Charge PhP
	Scheduled	Actual	kWh			kW			Credit	Debit	Imbalance	
1:00	895,000.00	873,000.00	13,425.00	0.00	0.00	8,575.00	895,000.00	0.00	0.00	34,964.14	22,332.77	0.00
			-22,000.00	22,000.00	13,425.00	0.00	22,000.00	0.00				
2:00	895,000.00	877,500.00	13,425.00	0.00	0.00	4,075.00	895,000.00	0.00	0.00	34,964.14	10,612.95	0.00
			-17,500.00	17,500.00	13,425.00	0.00	17,500.00	0.00				
3:00	810,000.00	814,500.00	12,150.00	4,500.00	4,500.00	0.00	810,000.00	0.00	11,719.82	0.00	0.00	0.00
			4,500.00	0.00	0.00	0.00	0.00	0.00				
4:00	810,000.00	802,500.00	12,150.00	0.00	0.00	0.00	810,000.00	0.00	0.00	19,533.04	0.00	0.00
			-7,500.00	7,500.00	7,500.00	0.00	7,500.00	0.00				
5:00	665,000.00	616,500.00	9,975.00	0.00	0.00	38,525.00	665,000.00	0.00	0.00	25,978.94	100,334.70	0.00
			-48,500.00	48,500.00	9,975.00	0.00	48,500.00	0.00				
6:00	665,000.00	662,000.00	9,975.00	0.00	0.00	0.00	665,000.00	0.00	0.00	7,813.21	0.00	0.00
			-3,000.00	3,000.00	3,000.00	0.00	3,000.00	0.00				
7:00	665,000.00	666,000.00	9,975.00	1,000.00	1,000.00	0.00	665,000.00	0.00	2,604.40	0.00	0.00	0.00
			1,000.00	0.00	0.00	0.00	0.00	0.00				
8:00	665,000.00	654,000.00	9,975.00	0.00	0.00	1,025.00	665,000.00	0.00	0.00	25,978.94	2,669.52	0.00
			-11,000.00	11,000.00	9,975.00	0.00	11,000.00	0.00				
9:00	750,000.00	687,000.00	11,250.00	0.00	0.00	51,750.00	750,000.00	0.00	0.00	29,299.55	134,777.95	0.00
			-63,000.00	63,000.00	11,250.00	0.00	63,000.00	0.00				
10:00	750,000.00	739,500.00	11,250.00	0.00	0.00	0.00	750,000.00	0.00	0.00	27,346.25	0.00	0.00
			-10,500.00	10,500.00	10,500.00	0.00	10,500.00	0.00				
11:00	750,000.00	724,500.00	11,250.00	0.00	0.00	14,250.00	750,000.00	0.00	0.00	29,299.55	37,112.77	0.00
			-25,500.00	25,500.00	11,250.00	0.00	25,500.00	0.00				
12:00	750,000.00	724,500.00	11,250.00	0.00	0.00	14,250.00	750,000.00	0.00	0.00	29,299.55	37,112.77	0.00
			-25,500.00	25,500.00	11,250.00	0.00	25,500.00	0.00				
13:00	750,000.00	720,000.00	11,250.00	0.00	0.00	18,750.00	750,000.00	0.00	0.00	29,299.55	48,832.59	0.00
			-30,000.00	30,000.00	11,250.00	0.00	30,000.00	0.00				
14:00	750,000.00	718,500.00	11,250.00	0.00	0.00	20,250.00	750,000.00	0.00	0.00	29,299.55	52,739.20	0.00
			-31,500.00	31,500.00	11,250.00	0.00	31,500.00	0.00				
15:00	750,000.00	718,500.00	11,250.00	0.00	0.00	20,250.00	750,000.00	0.00	0.00	29,299.55	52,739.20	0.00
			-31,500.00	31,500.00	11,250.00	0.00	31,500.00	0.00				
16:00	750,000.00	721,500.00	11,250.00	0.00	0.00	17,250.00	750,000.00	0.00	0.00	29,299.55	44,925.98	0.00
			-28,500.00	28,500.00	11,250.00	0.00	28,500.00	0.00				
17:00	750,000.00	721,500.00	11,250.00	0.00	0.00	17,250.00	750,000.00	0.00	0.00	29,299.55	44,925.98	0.00
			-28,500.00	28,500.00	11,250.00	0.00	28,500.00	0.00				
18:00	750,000.00	726,000.00	11,250.00	0.00	0.00	12,750.00	750,000.00	0.00	0.00	29,299.55	33,206.16	0.00
			-24,000.00	24,000.00	11,250.00	0.00	24,000.00	0.00				
19:00	750,000.00	724,500.00	11,250.00	0.00	0.00	14,250.00	750,000.00	0.00	0.00	29,299.55	37,112.77	0.00
			-25,500.00	25,500.00	11,250.00	0.00	25,500.00	0.00				
20:00	750,000.00	729,000.00	11,250.00	0.00	0.00	9,750.00	750,000.00	0.00	0.00	29,299.55	25,392.95	0.00
			-21,000.00	21,000.00	11,250.00	0.00	21,000.00	0.00				
21:00	750,000.00	730,500.00	11,250.00	0.00	0.00	8,250.00	750,000.00	0.00	0.00	29,299.55	21,486.34	0.00
			-19,500.00	19,500.00	11,250.00	0.00	19,500.00	0.00				
22:00	750,000.00	732,000.00	11,250.00	0.00	0.00	6,750.00	750,000.00	0.00	0.00	29,299.55	17,579.73	0.00
			-18,000.00	18,000.00	11,250.00	0.00	18,000.00	0.00				
23:00	750,000.00	732,000.00	11,250.00	0.00	0.00	6,750.00	750,000.00	0.00	0.00	29,299.55	17,579.73	0.00
			-18,000.00	18,000.00	11,250.00	0.00	18,000.00	0.00				
0:00	750,000.00	733,500.00	11,250.00	0.00	0.00	5,250.00	750,000.00	0.00	0.00	29,299.55	13,673.13	0.00
			-16,500.00	16,500.00	11,250.00	0.00	16,500.00	0.00				
<b>Summary for the Day</b>												
25-May-02	<b>18,070,000.00</b>	<b>17,549,000.00</b>	<b>271,050.00</b>	<b>5,500.00</b>	<b>5,500.00</b>	<b>289,950.00</b>	<b>895,000.00</b>	<b>63,000.00</b>	<b>14,324.23</b>	<b>616,071.97</b>	<b>755,147.19</b>	<b>0.00</b>
			<b>-521,000.00</b>	<b>526,500.00</b>	<b>236,550.00</b>	<b>0.00</b>	<b>63,000.00</b>	<b>0.00</b>				



### TRANSMISSION POWER BILL (Internal Generation)

Customer: \_\_\_\_\_ Power Bill No.: \_\_\_\_\_  
 Address: \_\_\_\_\_ Billing Period: November 26,2002- December 25,2002  
 Customer Classification: Non-Utility

Please Pay the Transmission Corporation for the following:

#### BILLING PARTICULARS

Scheduled Output, kWh 1,488,000 System Loss (L/V/M) : 2.98%  
 Actual Output, kWh 10,304,741  
 Aailed BackUp, kWh 0

BASIC CHARGES	BILLING DETERMINANTS	RATES	% LEVEL	AMOUNT
<b>I. Transmission Charges (P/ kW):</b>				<b>704,520.14</b>
1. Transmission Delivery	21,563	221.4900	13.2 %	P 630,430.53
2. Sub-Transmission Delivery	21,563	26.0300	13.2 %	P 74,089.61
<b>II. Ancillary Services Charges:</b>				<b>1,956,842.25</b>
1. Load Following and Frequency Regulation (P/ kW)	21,563	19.25	-	P 415,087.75
2. Spinning Reserve (P/ kW)	21,563	71.50	-	P 1,541,754.50
3. Back-Up Power				
Back-Up Capacity (P/ kW)	0	134.7400	-	P 0.00
Back-Up Energy (P/ kWh)	0	2.3866	-	P 0.00
<b>III. Imbalance Charges</b>				<b>0.00</b>
1. Additional Capacity, kW	0	22.6027	-	P 0.00
2. Net Imbalance, kWh	0	2.3866	-	P 0.00
<b>IV. Cross Subsidy Charges:</b>				<b>232,127.34</b>
1. Intra-Regional Grid Cross Subsidy (P/ kWh)	10,304,741	0.5009	-	P 5,161,644.77
2. Intra-Regional Grid Cross Subsidy (P/ kW)	21,563	(228.6100)	-	P (4,929,517.43)
<b>V. System Operations Charge (P/ kW)</b>	21,563	12.5000	-	P <b>269,537.50</b>
<b>VI. Supply and Metering Charge</b>	3	2,331.64		P <b>6,994.92</b>
<b>TOTAL AMOUNT DUE</b>				P <b>3,170,022.15</b>



### TRANSMISSION POWER BILL (Internal Generation with Backup)

Customer: \_\_\_\_\_ Power Bill No.: \_\_\_\_\_  
 Address: \_\_\_\_\_ Billing Period: November 26,2002- December 25,2002  
 Customer Classification: Non-Utility

Please Pay the Transmission Corporation for the following:

#### BILLING PARTICULARS

Scheduled Output, kWh 1,488,000 System Loss (L/V/M) : 2.98%  
 Actual Output, kWh 10,448,331  
 Aailed BackUp, kWh 1,728,000

BASIC CHARGES	BILLING DETERMINANTS	RATES	% LEVEL	AMOUNT
<b>I. Transmission Charges (P/ kW):</b>				<b>781,860.84</b>
1. Transmission Delivery	21,563	221.4900	13.2 %	P 630,430.53
2. Sub-Transmission Delivery	21,563	26.0300	13.2 %	P 74,089.61
3. Transmission Delivery (Backup)	72,000	7.2819	( 100% - 13.2%)	P 69,207.18
4. Sub-Transmission Delivery (Backup)	72,000	0.8558	( 100% - 13.2%)	P 8,133.52
<b>II. Ancillary Services Charges:</b>				<b>6,706,567.31</b>
1. Load Following and Frequency Regulation (P/ kW)	21,563	19.25	-	P 415,087.75
2. Spinning Reserve (P/ kW)	21,563	71.50	-	P 1,541,754.50
3. Load Following and Frequency Regulation (Backup)	72,000	0.6329	-	P 45,568.80
4. Spinning Reserve (Backup)	72,000	2.3506	-	P 169,243.20
5. Back-Up Power				
Back-Up Capacity (P/ kW)	72,000	7.4134	-	P 533,764.80
Back-Up Energy (P/ kWh)	1,676,506	2.3866	-	P 4,001,148.26
<b>III. Imbalance Charges</b>				<b>0.00</b>
1. Additional Capacity, kW	0	22.6027	-	P 0.00
2. Net Imbalance, kWh	0	2.3866	-	P 0.00
<b>IV. Cross Subsidy Charges:</b>				<b>(237,093.23)</b>
1. Intra-Regional Grid Cross Subsidy (P/ kWh)	10,448,331	0.5009	-	P 5,233,569.00
2. Intra-Regional Grid Cross Subsidy (P/ kW)	21,563	(228.6100)	-	P (4,929,517.43)
3. Intra-Regional Grid Cross Subsidy (P/ kW) Backup	72,000	(7.5159)	-	(541,144.80)
<b>V. System Operations Charge (P/ kW)</b>	21,563	12.5000	-	P <b>269,537.50</b>
<b>VI. System Operations Charge (P/ kW) Backup</b>	72,000	0.4110	-	P <b>29,592.00</b>
<b>VII. Supply and Metering Charge</b>	3	2,331.64		P <b>6,994.92</b>
<b>TOTAL AMOUNT DUE</b>				P <b>7,557,459.34</b>

APPENDIX 19

***Calculations for Power Delivery Services Charges  
(Firm Services)***

<b>Date Used</b>	<b>Derivation of Value</b>
Contracted Capacity, kW	Contracted Capacity
DLY_SCHED	Hourly values of scheduled loads
DLY_TOT_DEL	15 – minute values of TOT_DEL metered loads
Rates, PhP/kW	Applicable ERC approved Rates

**Report Name:           Transmission Charges**

<b>Column Name</b>	<b>Derivation of Value</b>
Date	Date within the billing period
Contracted Capacity, kW	<i>Contracted Capacity</i>
Scheduled Load, kW	$DLY\_SCHED_h^{\max}$ , maximum scheduled load for the month
Actual Delivery, kW	$DLY\_ACT_h^{\max}$ , maximum actual load for the month
Maximum, kW	$DLY\_MAX_h^{\max}$ , maximum among Contracted, Scheduled and Actual load for the month which ever is higher
Power Delivery Services Charges, PhP	
Transmission Delivery	$DLY\_MAX_h^{\max}$ * Transmission Delivery Rate
Sub-Transmission Delivery	$DLY\_MAX_h^{\max}$ * Sub-Transmission Delivery Rate
Total	Transmission Delivery Charge + Sub-Transmission Delivery Charge

See attached Sample Transmission Power Bill

APPENDIX 20

**Calculations for Ancillary Services Charges  
(Firm Services)**

Date Used	Derivation of Value
Contracted Capacity, kW	Contracted Capacity
DLY_SCHED	Hourly values of scheduled loads
DLY_TOT_DEL	15 – minute values of TOT_DEL metered loads
DLY_BACKUP	Hourly values of scheduled Backup Availment
Rates, PhP/kW	Applicable ERC approved Rates
ERAS Rates, PhP/kWh	Applicable total generation charge per grid plus FOREX adjustments

**Report Name: Ancillary Services Charges**

Column Name	Derivation of Value
Date	Date within the billing period
Contracted Capacity, kW	<i>Contracted Capacity</i>
Scheduled Load, kW	$DLY\_SCHED_h^{\max}$ , maximum scheduled load for the month
Actual Delivery, kW	$DLY\_ACT_h^{\max}$ , maximum actual load for the month
Maximum, kW	$DLY\_MAX_h^{\max}$ , maximum among Contracted, Scheduled and Actual load for the month which ever is higher
Maximum Backup Availment, kW	$DLY\_BUP_h^{\max}$ , maximum backup availment for the day
Ancillary Services Charges, PhP	
Load Following & Frequency Regulation	$DLY\_MAX_h^{\max}$ * LFFR Rate
Spinning Reserve	$DLY\_MAX_h^{\max}$ * SR Rate
Backup	
Capacity, kW	$DLY\_BUP_h^{\max}$ * BUP Rate
Energy, kWh	$DLY\_BUP_h^{\max}$ * ERAS Rate
Total	(LFFR + SR + BUP Capacity + BUP Energy) Charges

See attached Sample Transmission Power Bill

APPENDIX 21


***Calculations for Intra-Regional Grid Cross-Subsidy and System Operations Charges (Firm Services)***

Date Used	Derivation of Value
DLY_SCHED	Hourly values of scheduled loads
DLY_TOT_DEL	15 – minute values of TOT_DEL metered loads
Rates, PhP/kW	Applicable ERC approved rates on demand and energy charge

**Report Name: Intra-Regional Grid Cross-Subsidy and System Operations Charges**

Column Name	Derivation of Value
Date	Date within the billing period
Scheduled Generation, kW	$DLY\_SCHED_h^{\max}$ , maximum scheduled load for the month
Scheduled Generation, kWh	$DLY\_SCHED_h^{\text{sum}}$ , sum of the scheduled load for the month
Actual Delivery, kW	$DLY\_ACT_h^{\max}$ , maximum actual load for the month
Actual Delivery, kWh	$DLY\_ACT_h^{\text{sum}}$ , sum of the actual load for the month
Maximum, kW	$DLY\_MAX_d^{\max}$ , maximum between Scheduled and Actual load for the month which ever is higher
Sum, kWh	$DLY\_SUM_h^{\text{sum}}$ , maximum between Scheduled and Actual load for the month which ever is higher
Cross-Subsidy Charges, PhP	
Capacity, kW	$DLY\_MAX_d^{\max}$ * Cross Subsidy Demand Rate
Energy, kWh	$DLY\_SUM_h^{\text{sum}}$ * Cross Subsidy Energy Rate
System Operations Charge	$DLY\_MAX_d^{\max}$ * SO Rate

See attached Sample Transmission Power Bill



**TRANSMISSION POWER BILL (Internal Generation)**

Customer: \_\_\_\_\_ Power Bill No.: \_\_\_\_\_  
 Address: \_\_\_\_\_ Billing Period: November 26,2002- December 25,2002  
 Customer Classification: Non-Utility

Please Pay the Transmission Corporation for the following:

**BILLING PARTICULARS**

Scheduled Output, kWh	<u>1,488,000</u>	System Loss (L/V/M)	:	<u>2.98%</u>
Actual Output, kWh	<u>10,304,741</u>			
Availed BackUp, kWh	<u>0</u>			

BASIC CHARGES	BILLING DETERMINANTS	RATES	% LEVEL	AMOUNT
<b>I. Transmission Charges (P/ kW):</b>				<b>552,592.87</b>
1. Transmission Delivery	514,434	7.2819	13.2 %	P 494,479.52
2. Sub-Transmission Delivery	514,434	0.8558	13.2 %	P 58,113.35
<b>II. Ancillary Services Charges:</b>				<b>1,534,813.84</b>
1. Load Following and Frequency Regulation (P/ kW)	514,434	0.6329	-	P 325,585.28
2. Spinning Reserve (P/ kW)	514,434	2.3506	-	P 1,209,228.56
3. Back-Up Power				
Back-Up Capacity (P/ kW)	0	22.6027	-	P 0.00
Back-Up Energy (P/ kWh)	0	2.3866	-	P 0.00
<b>III. Imbalance Charges</b>				<b>0.00</b>
1. Additional Capacity, kW	0	22.6027	-	P 0.00
2. Net Imbalance, kWh	0	2.3866	-	P 0.00
<b>IV. Cross Subsidy Charges:</b>				<b>1,295,210.27</b>
1. Intra-Regional Grid Cross Subsidy (P/ kWh)	10,304,741	0.5009	-	P 5,161,644.77
2. Intra-Regional Grid Cross Subsidy (P/ kW)	514,434	(7.5159)	-	P (3,866,434.50)
<b>V. System Operations Charge (P/ kW)</b>	514,434	0.4110	-	P 211,432.37
<b>VI. Supply and Metering Charge</b>	3	2,331.64		P 6,994.92
<b>TOTAL AMOUNT DUE</b>				<b>P 3,601,044.27</b>



### TRANSMISSION POWER BILL (Internal Generation with Backup)

Customer: \_\_\_\_\_ Power Bill No.: \_\_\_\_\_  
 Address: \_\_\_\_\_ Billing Period: November 26,2002- December 25,2002  
 Customer Classification: Non-Utility

Please Pay the Transmission Corporation for the following:

#### BILLING PARTICULARS

Scheduled Output, kWh 1,488,000 System Loss (L/V/M) : 2.98%  
 Actual Output, kWh 10,448,331  
 Aailed BackUp, kWh 1,728,000

BASIC CHARGES	BILLING DETERMINANTS	RATES	% LEVEL	AMOUNT
<b>I. Transmission Charges (P / kW):</b>				<b>985,347.96</b>
1. Transmission Delivery	443,851	7.2819	13.2 %	P 426,634.37
2. Sub-Transmission Delivery	443,851	0.8558	13.2 %	P 50,139.89
3. Transmission Delivery (Backup)	72,000	7.2819	( 100% - 13.2% )	P 455,089.62
4. Sub-Transmission Delivery (Backup)	72,000	0.8558	( 100% - 13.2% )	P 53,484.08
<b>II. Ancillary Services Charges (P / kW):</b>				<b>6,073,954.52</b>
1. Load Following and Frequency Regulation	443,851	0.6329	-	P 280,913.30
2. Spinning Reserve	443,851	2.3506	-	P 1,043,316.16
3. Load Following and Frequency Regulation (Backup)	72,000	0.6329	-	P 45,568.80
4. Spinning Reserve (Backup)	72,000	2.3506	-	P 169,243.20
5. Back-Up Power				
Back-Up Capacity (P/ kW)	72,000	7.4134	-	P 533,764.80
Back-Up Energy (P/ kWh)	1,676,506	2.3866	-	P 4,001,148.26
<b>III. Imbalance Charges</b>				<b>0.00</b>
1. Additional Capacity, kW	0	22.6027	-	P 0.00
2. Net Imbalance, kWh	0	2.3866	-	P 0.00
<b>IV. Cross Subsidy Charges:</b>				<b>1,356,484.47</b>
1. Intra-Regional Grid Cross Subsidy (P/ kWh)	10,448,331	0.5009	-	P 5,233,569.00
2. Intra-Regional Grid Cross Subsidy (P/ kW)	515,851	(7.5159)	-	P (3,877,084.53)
<b>V. System Operations Charge (P/ kW)</b>	515,851	0.4110	-	P 212,014.76
<b>VI. Supply and Metering Charge</b>	3	2,331.64		P 6,994.92
<b>TOTAL AMOUNT DUE</b>				P <b>8,634,796.63</b>

APPENDIX 24

***Calculations for Power Delivery Services Charges  
(Non-Firm Services)***

<b>Date Used</b>	<b>Derivation of Value</b>
Contracted Capacity, kW	Contracted Capacity (distributed hourly)
DLY_SCHED	Hourly values of scheduled loads
DLY_TOT_DEL	15 – minute values of TOT_DEL metered loads
Rates, PhP/kW	Applicable ERC approved Rates

**Report Name:           Transmission Charges**

<b>Column Name</b>	<b>Derivation of Value</b>
Date	Date within the billing period
Contracted Capacity, kW	<i>Contracted Capacity</i> , distributed daily
Scheduled Load, kW	$DLY\_SCHED_h^{\max}$ , maximum scheduled load for the day
Actual Delivery, kW	$DLY\_ACT_h^{\max}$ , maximum actual load for the day
Maximum, kW	$DLY\_MAX_h^{\max}$ , maximum among Contracted, Scheduled and Actual load for the day which ever is higher
Power Delivery Services Charges, PhP	
Transmission Delivery	$DLY\_MAX_h^{\max}$ * Transmission Delivery Rate
Sub-Transmission Delivery	$DLY\_MAX_h^{\max}$ * Sub-Transmission Delivery Rate
Total	Transmission Delivery Charge + Sub-Transmission Delivery Charge

See attached Sample Transmission Power Bill

APPENDIX 25

**Calculations for Ancillary Services Charges**  
(Non-Firm Services)

Date Used	Derivation of Value
Contracted Capacity, kW	Contracted Capacity (distributed hourly)
DLY_SCHED	Hourly values of scheduled loads
DLY_TOT_DEL	15 – minute values of TOT_DEL metered loads
DLY_BACKUP	Hourly values of scheduled Backup Availment
Rates, PhP/kW	Applicable ERC approved Rates
ERAS Rates, PhP/kWh	Applicable total generation charge per grid plus FOREX adjustments

**Report Name: Ancillary Services Charges**

Column Name	Derivation of Value
Date	Date within the billing period
Contracted Capacity, kW	<i>Contracted Capacity</i> , distributed daily
Scheduled Load, kW	$DLY\_SCHED_h^{\max}$ , maximum scheduled load for the day
Actual Delivery, kW	$DLY\_ACT_h^{\max}$ , maximum actual load for the day
Maximum, kW	$DLY\_MAX_h^{\max}$ , maximum among Contracted, Scheduled and Actual load for the day which ever is higher
Maximum Backup Availment, kW	$DLY\_BU_h^{\max}$ , maximum backup availment for the day
Ancillary Services Charges, PhP	
Load Following & Frequency Regulation	$DLY\_MAX_h^{\max}$ * LFFR Rate
Spinning Reserve	$DLY\_MAX_h^{\max}$ * SR Rate
Backup	
Capacity, kW	$DLY\_BUP_h^{\max}$ * BUP Rate
Energy, kWh	$DLY\_BUP_h^{\max}$ * ERAS Rate
Total	(LFFR + SR + BUP Capacity + BUP Energy) Charges

APPENDIX 26

**Calculations for Intra-Regional Grid Cross-Subsidy and System Operations Charges (Non-Firm Services)**

Date Used	Derivation of Value
DLY_SCHED	Hourly values of scheduled loads
DLY_TOT_DEL	15 – minute values of TOT_DEL metered loads
Rates, PhP/kW	Applicable ERC approved rates on demand and energy charge

**Report Name: Intra-Regional Grid Cross-Subsidy and System Operations Charges**

Column Name	Derivation of Value
Date	Date within the billing period
Scheduled Generation, kW	$DLY\_SCHED_h^{\max}$ , maximum scheduled load for the day
Scheduled Generation, kWh	$DLY\_SCHED_h^{\text{sum}}$ , sum of the scheduled load for the day
Actual Delivery, kW	$DLY\_ACT_h^{\max}$ , maximum actual load for the day
Actual Delivery, kWh	$DLY\_ACT_h^{\text{sum}}$ , sum of the actual load for the day
Maximum, kW	$DLY\_MAX_h^{\max}$ , maximum between Scheduled and Actual load for the day which ever is higher
Sum, kWh	$DLY\_SUM_h^{\text{sum}}$ , maximum between Scheduled and Actual load for the day which ever is higher
Cross-Subsidy Charges, PhP	
Capacity, kW	$DLY\_MAX_d^{\max}$ * [ Cross Subsidy Demand Rate * (12/365)]
Energy, kWh	$DLY\_SUM_h^{\text{sum}}$ * Cross Subsidy Energy Rate
System Operations Charge	$DLY\_MAX_d^{\max}$ * SO Rate per day

See attached Sample Transmission Power Bill

## APPENDIX 27

TRANSMISSION AND ANCILLARY SERVICES CHARGES for \_\_\_\_\_ (Internal Generation) Billing Period: Nov. 26, to Dec. 25, 2002

Date	Contracted (kW)	Scheduled Generation (kW)	Actual Generation (kW)	Power Delivery Service Charges (PhP)			Ancillary Service Charges (PhP)			Total Charges (PhP)
				Transmission	Sub-Transmission	Total	Load Following	Spinning Reserve	Total	
11/26/02	2,500	2,061	17,892	17,197.98	2,021.18	19,219.16	11,323.85	42,056.94	53,380.78	72,599.95
11/27/02	2,500	2,061	17,318	16,646.25	1,956.34	18,602.59	10,960.56	40,707.69	51,668.25	70,270.84
11/28/02	2,500	2,061	10,397	9,993.71	1,174.50	11,168.21	6,580.26	24,439.19	31,019.45	42,187.66
11/29/02	2,500	2,061	9,661	9,286.26	1,091.36	10,377.62	6,114.45	22,709.15	28,823.59	39,201.21
11/30/02	2,500	2,061	16,925	16,268.49	1,911.94	18,180.44	10,711.83	39,783.91	50,495.74	68,676.17
12/01/02	2,500	2,061	16,919	16,262.73	1,911.26	18,173.99	10,708.04	39,769.80	50,477.84	68,651.83
12/02/02	2,500	2,061	17,469	16,791.39	1,973.40	18,764.79	11,056.13	41,062.63	52,118.76	70,883.55
12/03/02	2,500	2,061	17,555	16,874.06	1,983.11	18,857.17	11,110.56	41,264.78	52,375.34	71,232.51
12/04/02	2,500	2,061	17,612	16,928.84	1,989.55	18,918.39	11,146.63	41,398.77	52,545.40	71,463.80
12/05/02	2,500	2,061	14,061	13,515.59	1,588.41	15,103.99	8,899.21	33,051.79	41,950.99	57,054.99
12/06/02	2,500	2,061	17,437	16,760.63	1,969.78	18,730.41	11,035.88	40,987.41	52,023.29	70,753.70
12/07/02	2,500	2,061	17,880	17,186.45	2,019.82	19,206.27	11,316.25	42,028.73	53,344.98	72,551.25
12/08/02	2,500	2,061	17,075	16,412.67	1,928.89	18,341.56	10,806.77	40,136.50	50,943.26	69,284.82
12/09/02	2,500	2,061	17,898	17,203.75	2,021.86	19,225.61	11,327.64	42,071.04	53,398.68	72,624.29
12/10/02	2,500	2,061	17,867	17,173.95	2,018.36	19,192.31	11,308.02	41,998.17	53,306.19	72,498.50
12/11/02	2,500	2,061	17,743	17,054.76	2,004.35	19,059.11	11,229.54	41,706.70	52,936.24	71,995.35
12/12/02	2,500	2,061	17,818	17,126.85	2,012.82	19,139.68	11,277.01	41,882.99	53,160.00	72,299.68
12/13/02	2,500	2,061	21,194	20,371.90	2,394.19	22,766.09	13,413.68	49,818.62	63,232.30	85,998.39
12/14/02	2,500	2,061	17,524	16,844.26	1,979.61	18,823.87	11,090.94	41,191.91	52,282.85	71,106.72
12/15/02	2,500	2,061	16,969	16,310.79	1,916.91	18,227.70	10,739.68	39,887.33	50,627.01	68,854.71
12/16/02	2,500	2,061	21,312	20,485.32	2,407.52	22,892.85	13,488.36	50,095.99	63,584.35	86,477.20
12/17/02	2,500	2,061	21,563	20,726.59	2,435.88	23,162.47	13,647.22	50,685.99	64,333.21	87,495.68
12/18/02	2,500	2,061	17,812	17,121.09	2,012.14	19,133.23	11,273.21	41,868.89	53,142.10	72,275.33
12/19/02	2,500	2,061	17,575	16,893.28	1,985.37	18,878.65	11,123.22	41,311.80	52,435.01	71,313.66
12/20/02	2,500	2,061	17,561	16,879.82	1,983.79	18,863.61	11,114.36	41,278.89	52,393.24	71,256.86
12/21/02	2,500	2,061	18,741	18,014.05	2,117.09	20,131.14	11,861.18	44,052.59	55,913.77	76,044.91
12/22/02	2,500	2,061	16,919	16,262.73	1,911.26	18,173.99	10,708.04	39,769.80	50,477.84	68,651.83
12/23/02	2,500	2,061	20,707	19,903.79	2,339.18	22,242.97	13,105.46	48,673.87	61,779.33	84,022.31
12/24/02	2,500	2,061	17,812	17,121.09	2,012.14	19,133.23	11,273.21	41,868.89	53,142.10	72,275.33
12/25/02	2,500	2,061	9,218	8,860.44	1,041.32	9,901.76	5,834.07	21,667.83	27,501.90	37,403.66
<b>Total</b>		<b>61,830</b>	<b>514,434</b>	<b>494,479.52</b>	<b>58,113.35</b>	<b>552,592.86</b>	<b>325,585.28</b>	<b>1,209,228.56</b>	<b>1,534,813.84</b>	<b>2,087,406.70</b>

## APPENDIX 28

TRANSMISSION AND ANCILLARY SERVICES CHARGES for \_\_\_\_\_ (Internal Generation) Billing Period: Nov. 26, to Dec. 25, 2002


Date	Contracted (kW)	Scheduled Generation (kW)	Actual Generation (kW)	Power Delivery Service Charges (PhP)			Ancillary Service Charges (PhP)			Total Charges (PhP)
				Transmission	Sub-Transmission	Total	Load Following	Spinning Reserve	Total	
11/26/02	2,500	2,061	17,892	17,197.98	2,021.18	19,219.16	11,323.85	42,056.94	53,380.78	72,599.95
11/27/02	2,500	2,061	17,318	16,646.25	1,956.34	18,602.59	10,960.56	40,707.69	51,668.25	70,270.84
11/28/02	2,500	2,061	10,397	9,993.71	1,174.50	11,168.21	6,580.26	24,439.19	31,019.45	42,187.66
11/29/02	2,500	2,061	9,661	9,286.26	1,091.36	10,377.62	6,114.45	22,709.15	28,823.59	39,201.21
11/30/02	2,500	2,061	16,925	16,268.49	1,911.94	18,180.44	10,711.83	39,783.91	50,495.74	68,676.17
12/01/02	2,500	2,061	16,919	16,262.73	1,911.26	18,173.99	10,708.04	39,769.80	50,477.84	68,651.83
12/02/02	2,500	2,061	17,469	16,791.39	1,973.40	18,764.79	11,056.13	41,062.63	52,118.76	70,883.55
12/03/02	2,500	2,061	17,555	16,874.06	1,983.11	18,857.17	11,110.56	41,264.78	52,375.34	71,232.51
12/04/02	2,500	2,061	17,612	16,928.84	1,989.55	18,918.39	11,146.63	41,398.77	52,545.40	71,463.80
12/05/02	2,500	2,061	14,061	13,515.59	1,588.41	15,103.99	8,899.21	33,051.79	41,950.99	57,054.99
12/06/02	2,500	2,061	17,437	16,760.63	1,969.78	18,730.41	11,035.88	40,987.41	52,023.29	70,753.70
12/07/02	2,500	2,061	17,880	17,186.45	2,019.82	19,206.27	11,316.25	42,028.73	53,344.98	72,551.25
12/08/02	2,500	0	0	0.00	0.00	0.00	0.00	0.00	0.00	0.00
12/09/02	2,500	0	0	0.00	0.00	0.00	0.00	0.00	0.00	0.00
12/10/02	2,500	0	0	0.00	0.00	0.00	0.00	0.00	0.00	0.00
12/11/02	2,500	0	0	0.00	0.00	0.00	0.00	0.00	0.00	0.00
12/12/02	2,500	2,061	17,818	17,126.85	2,012.82	19,139.68	11,277.01	41,882.99	53,160.00	72,299.68
12/13/02	2,500	2,061	21,194	20,371.90	2,394.19	22,766.09	13,413.68	49,818.62	63,232.30	85,998.39
12/14/02	2,500	2,061	17,524	16,844.26	1,979.61	18,823.87	11,090.94	41,191.91	52,282.85	71,106.72
12/15/02	2,500	2,061	16,969	16,310.79	1,916.91	18,227.70	10,739.68	39,887.33	50,627.01	68,854.71
12/16/02	2,500	2,061	21,312	20,485.32	2,407.52	22,892.85	13,488.36	50,095.99	63,584.35	86,477.20
12/17/02	2,500	2,061	21,563	20,726.59	2,435.88	23,162.47	13,647.22	50,685.99	64,333.21	87,495.68
12/18/02	2,500	2,061	17,812	17,121.09	2,012.14	19,133.23	11,273.21	41,868.89	53,142.10	72,275.33
12/19/02	2,500	2,061	17,575	16,893.28	1,985.37	18,878.65	11,123.22	41,311.80	52,435.01	71,313.66
12/20/02	2,500	2,061	17,561	16,879.82	1,983.79	18,863.61	11,114.36	41,278.89	52,393.24	71,256.86
12/21/02	2,500	2,061	18,741	18,014.05	2,117.09	20,131.14	11,861.18	44,052.59	55,913.77	76,044.91
12/22/02	2,500	2,061	16,919	16,262.73	1,911.26	18,173.99	10,708.04	39,769.80	50,477.84	68,651.83
12/23/02	2,500	2,061	20,707	19,903.79	2,339.18	22,242.97	13,105.46	48,673.87	61,779.33	84,022.31
12/24/02	2,500	2,061	17,812	17,121.09	2,012.14	19,133.23	11,273.21	41,868.89	53,142.10	72,275.33
12/25/02	2,500	2,061	9,218	8,860.44	1,041.32	9,901.76	5,834.07	21,667.83	27,501.90	37,403.66
<b>Total</b>		<b>53,586</b>	<b>443,851</b>	<b>426,634.37</b>	<b>50,139.89</b>	<b>476,774.27</b>	<b>280,913.30</b>	<b>1,043,316.16</b>	<b>1,324,229.46</b>	<b>1,801,003.73</b>

(Non-Firm Service)

TRANSMISSION AND ANCILLARY SERVICES CHARGES for \_\_\_\_\_ (Internal Generation Backup) Billing Period: Nov. 26, to Dec. 25, 2002

Date	Scheduled Backup		Actual Generation (kW)	Power Delivery Service Charges (PhP)			Ancillary Service Charges (PhP)			Total Charges (PhP)
	(kW)	(kWh)		Transmission	Sub-Transmission	Total	Load Following	Spinning Reserve	Total	
11/26/02	0	0	0	0.00	0.00	0.00	0.00	0.00	0.00	0.00
11/27/02	0	0	0	0.00	0.00	0.00	0.00	0.00	0.00	0.00
11/28/02	0	0	0	0.00	0.00	0.00	0.00	0.00	0.00	0.00
11/29/02	0	0	0	0.00	0.00	0.00	0.00	0.00	0.00	0.00
11/30/02	0	0	0	0.00	0.00	0.00	0.00	0.00	0.00	0.00
12/01/02	0	0	0	0.00	0.00	0.00	0.00	0.00	0.00	0.00
12/02/02	0	0	0	0.00	0.00	0.00	0.00	0.00	0.00	0.00
12/03/02	0	0	0	0.00	0.00	0.00	0.00	0.00	0.00	0.00
12/04/02	0	0	0	0.00	0.00	0.00	0.00	0.00	0.00	0.00
12/05/02	0	0	0	0.00	0.00	0.00	0.00	0.00	0.00	0.00
12/06/02	0	0	0	0.00	0.00	0.00	0.00	0.00	0.00	0.00
12/07/02	0	0	0	0.00	0.00	0.00	0.00	0.00	0.00	0.00
12/08/02	18,000	432,000	0	113,772.41	13,371.02	127,143.42	11,392.20	42,310.80	53,703.00	180,846.42
12/09/02	18,000	432,000	0	113,772.41	13,371.02	127,143.42	11,392.20	42,310.80	53,703.00	180,846.42
12/10/02	18,000	432,000	0	113,772.41	13,371.02	127,143.42	11,392.20	42,310.80	53,703.00	180,846.42
12/11/02	18,000	432,000	0	113,772.41	13,371.02	127,143.42	11,392.20	42,310.80	53,703.00	180,846.42
12/12/02	0	0	0	0.00	0.00	0.00	0.00	0.00	0.00	0.00
12/13/02	0	0	0	0.00	0.00	0.00	0.00	0.00	0.00	0.00
12/14/02	0	0	0	0.00	0.00	0.00	0.00	0.00	0.00	0.00
12/15/02	0	0	0	0.00	0.00	0.00	0.00	0.00	0.00	0.00
12/16/02	0	0	0	0.00	0.00	0.00	0.00	0.00	0.00	0.00
12/17/02	0	0	0	0.00	0.00	0.00	0.00	0.00	0.00	0.00
12/18/02	0	0	0	0.00	0.00	0.00	0.00	0.00	0.00	0.00
12/19/02	0	0	0	0.00	0.00	0.00	0.00	0.00	0.00	0.00
12/20/02	0	0	0	0.00	0.00	0.00	0.00	0.00	0.00	0.00
12/21/02	0	0	0	0.00	0.00	0.00	0.00	0.00	0.00	0.00
12/22/02	0	0	0	0.00	0.00	0.00	0.00	0.00	0.00	0.00
12/23/02	0	0	0	0.00	0.00	0.00	0.00	0.00	0.00	0.00
12/24/02	0	0	0	0.00	0.00	0.00	0.00	0.00	0.00	0.00
12/25/02	0	0	0	0.00	0.00	0.00	0.00	0.00	0.00	0.00
<b>Total</b>	<b>72,000</b>	<b>1,728,000</b>	<b>0</b>	<b>455,089.62</b>	<b>53,484.08</b>	<b>508,573.70</b>	<b>45,568.80</b>	<b>169,243.20</b>	<b>214,812.00</b>	<b>723,385.70</b>

APPENDIX 29



**NATIONAL TRANSMISSION CORPORATION**

Cor. Quezon Avenue & Agham Road, Diliman, Quezon City, Philippines 1100

Telephone: (632) 921-3541 to 921-3580 Facsimile: (632) 921-2468; 924-5464

P.O. Box 1335 E-mail: diliman@napocor.com.ph Internet: hpp://www.napocor.com.ph

**BackUp Charges**

for \_\_\_\_\_  
for the Billing Period: November 26 to December 25, 2002

Date	Generation, kW		Availed BackUp	
	Scheduled	Actual	Maximum,kW	Energy,kWH
26-Nov-2002	2,061.00	17,892.00	0.00	0.00
27-Nov-2002	2,061.00	17,318.00	0.00	0.00
28-Nov-2002	2,061.00	10,397.00	0.00	0.00
29-Nov-2002	2,061.00	9,661.00	0.00	0.00
30-Nov-2002	2,061.00	16,925.00	0.00	0.00
1-Dec-2002	2,061.00	16,919.00	0.00	0.00
2-Dec-2002	2,061.00	17,469.00	0.00	0.00
3-Dec-2002	2,061.00	17,555.00	0.00	0.00
4-Dec-2002	2,061.00	17,612.00	0.00	0.00
5-Dec-2002	2,061.00	14,061.00	0.00	0.00
6-Dec-2002	2,061.00	17,437.00	0.00	0.00
7-Dec-2002	2,061.00	17,880.00	0.00	0.00
8-Dec-2002	0.00	0.00	18,000.00	432,000.00
9-Dec-2002	0.00	0.00	18,000.00	432,000.00
10-Dec-2002	0.00	0.00	18,000.00	432,000.00
11-Dec-2002	0.00	0.00	18,000.00	432,000.00
12-Dec-2002	2,061.00	17,818.00	0.00	0.00
13-Dec-2002	2,061.00	21,194.00	0.00	0.00
14-Dec-2002	2,061.00	17,524.00	0.00	0.00
15-Dec-2002	2,061.00	16,969.00	0.00	0.00
16-Dec-2002	2,061.00	21,312.00	0.00	0.00
17-Dec-2002	2,061.00	21,563.00	0.00	0.00
18-Dec-2002	2,061.00	17,812.00	0.00	0.00
19-Dec-2002	2,061.00	17,575.00	0.00	0.00
20-Dec-2002	2,061.00	17,561.00	0.00	0.00
21-Dec-2002	2,061.00	18,741.00	0.00	0.00
22-Dec-2002	2,061.00	16,919.00	0.00	0.00
23-Dec-2002	2,061.00	20,707.00	0.00	0.00
24-Dec-2002	2,061.00	17,812.00	0.00	0.00
25-Dec-2002	2,061.00	9,218.00	0.00	0.00
<b>Totals</b>	<b>53,586.00</b>	<b>443,851.00</b>	<b>72,000.00</b>	<b>1,728,000.00</b>

Rates:  $(2.1913 + 0.0245 + 0.1708) * (1-2.98\%), PhP / kWh$

2.3155

**Applicable Charges**

BackUp Capacity Charge, PhP	<b>533,764.80</b>
BackUp Energy Charge, PhP	<b>4,001,148.26</b>
<b>Total Backup Charge</b>	<b>4,534,913.06</b>