

## STATEMENT OF ALLOTMENT, OBLIGATIONS AND BALANCES (SAOB)

as of September 30, 2017


Agency : ENERGY REGULATORY COMMISSION

Fund: 101

P/A/P / Allotment Class (1)	UACS Code	Allotment Received (2)	Obligations Incurred		Unobligated Balance of Allotment (5)=(2)-(4)	Remarks (6)
			This Report (3)	To Date (4)		
<b>CURRENT YEAR'S ALLOTMENT:</b>						
<b>PERSONNEL SERVICES:</b>						
Basic Pay - Civilian	5010101001	106,555,562.18	9,499,639.09	96,066,315.53	10,489,246.65	
- Step Increment	5010499010	278,000.00	38,954.60	167,469.91	110,530.09	
Other Compensation						
P E R A	5010201000	5,328,000.00	465,909.08	4,660,104.80	667,895.20	
Representation Allowance (RA)	5010202000	2,436,000.00	214,000.00	2,247,738.64	188,261.36	
Transportation Allowance (TA)	5010203000	2,436,000.00	172,500.00	1,775,680.89	660,319.11	
Clothing/Uniform Allowance	5010204001	1,130,000.00	-	1,130,000.00	-	
Year-End Bonus	5010214001	9,012,000.00	-	4,697,737.50	4,314,262.50	
Cash Gift	5010215001	1,110,000.00	-	562,500.00	547,500.00	
Life & Retirement Ins. Premiums	50103010	12,382,000.00	1,081,307.39	10,037,792.48	2,344,207.52	
PAG-IBIG Contributions	50103020	266,000.00	22,100.00	203,487.50	62,512.50	
Health Insurance Premiums	50103030	893,000.00	76,287.50	666,712.50	226,287.50	
Employees Compensation Ins. Prem.	50103040	266,000.00	22,896.08	211,640.12	54,359.88	
Terminal Leave Benefits	50104030	319,198.11	-	68,198.11	251,000.00	
Other Personnel Benefits	50104990	1,505,239.71	-	1,505,239.71	-	
Subtotal, PS		143,917,000.00	11,593,593.74	124,000,617.69	19,916,382.31	
<b>Pension &amp; Gratuity Fund (PGF)</b>						
Pension Benefits - Civilian	50104010	24,831,641.00	-	24,831,641.00	-	
Retirement Benefits	50104020	-	-	-	-	
Terminal Leave Benefits	50104030	1,216,575.00	59,287.38	1,216,572.66	2.34	
Subtotal, PGF		26,048,216.00	59,287.38	26,048,213.66	2.34	
Total PS & PGF		169,965,216.00	11,652,881.12	150,048,831.35	19,916,384.65	


P/A/P / Allotment Class (1)	UACS Code	Allotment Received (2)	Obligations Incurred		Unobligated Balance of Allotment (5)=(2)-(4)	Remarks (6)
			This Report (3)	To Date (4)		
<b>MAINTENANCE &amp; OTHER OPERATING EXPENSES (MOOE) :</b>						
Travelling Expenses	50201010	18,098,000.00	684,938.76	12,676,199.57	5,421,800.43	
Training & Scholarship Expenses	50202000	14,888,000.00	253,861.03	1,433,456.63	13,454,543.37	
ICT Training Expenses	50202020	977,000.00	-	376,008.00	600,992.00	
Office Supplies Expense	50203010	30,773,000.00	1,249,754.30	18,846,154.98	11,926,845.02	
Gas, Oil & Lubricants	50203090	1,171,000.00	80,467.71	467,892.74	703,107.26	
Water	50204010	1,000,000.00	92,517.38	643,080.59	356,919.41	
Electricity	50204020	7,200,000.00	513,452.53	4,853,574.65	2,346,425.35	
Postage and Deliveries	50205010	850,000.00	68,624.00	506,678.60	343,321.40	
Telephone - Landline	5020502001	1,000,000.00	81,250.93	766,941.29	233,058.71	
Telephone - Mobile	5020502002	1,000,000.00	107,400.00	978,090.90	21,909.10	
Internet	5020503000	3,149,000.00	19,001.00	1,231,167.14	1,917,832.86	
Confidential Expenses	50210010	15,000,000.00	-	-	15,000,000.00	
Extraordinary Expenses	50210030	2,156,000.00	112,400.00	1,287,862.00	868,138.00	
Auditing Services	50211020	456,000.00	-	424,715.57	31,284.43	
Environment/Sanitary Services	50212990	101,832.75	-	101,832.75	-	
Professional/Consultancy Services	50211000	67,168,000.00	1,223,669.24	14,020,984.70	53,147,015.30	
Janitorial Services	50212020	2,791,167.25	263,458.16	1,053,832.64	1,737,334.61	
Security Services	50212030	7,635,000.00	3,001.76	7,472,438.39	162,561.61	
ICT General Services	5029999001	797,000.00	-	797,000.00	-	
Office Equipment Maintenance	5021305002	500,000.00	3,850.00	364,388.80	135,611.20	
ICT Equipment Maintenance	5021305003	500,000.00	-	184,845.00	315,155.00	
Tech. & Scientific Eqpt. Maint.	5021305014	600,000.00	-	325,000.00	275,000.00	
Motor Vehicle Maintenance	50213060	893,000.00	138,460.48	811,383.16	81,616.84	
Furniture and Fixtures Maint.	50213070	366,000.00	-	-	366,000.00	
Taxes, Duties and Licenses	50215010	400,000.00	-	90,931.40	309,068.60	
Fidelity Bonds Premiums	50215020	300,000.00	24,580.00	175,162.54	124,837.46	
Insurance Expense	50215030	350,000.00	-	222,502.80	127,497.20	
Advertising Expenses	50299010	2,156,000.00	-	406,502.30	1,749,497.70	
Printing and Binding Expenses	50299020	1,309,000.00	362,959.15	684,526.45	624,473.55	
Rent Expense - Buildings	5029905001	23,407,000.00	-	23,407,000.00	-	
- Equipments	5029905004	900,000.00	-	900,000.00	-	
Subscription Expenses	5029907000	684,000.00	620.00	184,330.00	499,670.00	
ICT Subscription Expenses	5029999001	3,636,000.00	496,776.00	1,658,973.02	1,977,026.98	
<b>Total MOOF</b>		<b>212,212,000.00</b>	<b>5,781,042.43</b>	<b>97,353,456.61</b>	<b>114,858,543.39</b>	
<b>CAPITAL OUTLAYS (CO) :</b>						
Building and Other Structures Outlay	5060405000	20,000,000.00	-	-	20,000,000.00	
ICT Equipment	5060405003	21,994,000.00	-	-	21,994,000.00	
Technical & Scientific Equipment	5060405014	13,500,000.00	-	10,075,776.00	3,424,224.00	
Office Equipment	5060405002	6,200,000.00	-	-	6,200,000.00	
Furnitures, Fixtures & Books Outlay	5060407000	6,400,000.00	-	-	6,400,000.00	
<b>Total CO</b>		<b>68,094,000.00</b>	<b>-</b>	<b>10,075,776.00</b>	<b>58,018,224.00</b>	
<b>GRAND TOTAL</b>		<b>450,271,216.00</b>	<b>17,433,923.55</b>	<b>257,478,063.96</b>	<b>192,793,152.04</b>	

Prepared by:

  
**CATHERINE P. YSON**  
 Administrative Officer III


Date:

Reviewed by:

  
**MYLA N. CASAS**  
 Administrative Officer IV

Date:

Certified Correct:

  
**LUZVIMINDA N. CABALBAG**  
 OIC, Financial and Administrative Service

Date: