



FINANCIAL REPORT OF OPERATIONS
For the Quarter Ending September 30, 2015


Department : Other Executive Office : Other Executive Office
Agency : Energy Regulatory Commission : Energy Regulatory Commission
Fund Code : 101 : Fund 101

PROGRAM / ACTIVITY / PROJECT ALLOTMENT CLASS (1)	ALLOTMENT RECEIVED			OBLIGATIONS INCURRED THIS QUARTER (5)	UNOBLIGATED BALANCE OF ALLOTMENT Sept. 30, 2015 (6) = (4)-(5)	REMARKS (7)
	BALANCE PREVIOUS YEAR (2)	THIS QUARTER (3)	TOTAL (4) = (2)+(3)			
A. CURRENT YEARS' ALLOTMENT:						
100000000 GAS						
Personnel Services	21,831,578.86	0.00	21,831,578.86	11,194,867.57	10,636,711.29	
Maintenance & Other Operating Exp.	22,535,265.56	0.00	22,535,265.56	4,538,258.64	17,997,006.92	
Capital Outlay	0.00	0.00	0.00	0.00	0.00	
Misc. Personnel Benefits Fund	202,282.00	2,147,489.00	2,349,771.00	101,959.00	2,247,812.00	
Pension & Gratuity Fund	850,487.50	5,880,000.00	6,730,487.50	6,677,281.86	53,205.64	
Subtotal	45,419,613.92	8,027,489.00	53,447,102.92	22,512,367.07	30,934,735.85	
300000000 OPERATIONS						
Personnel Services	30,651,458.93	0.00	30,651,458.93	14,826,225.95	15,825,232.98	
Maintenance & Other Operating Exp.	93,709,909.82	0.00	93,709,909.82	4,188,475.94	89,521,433.88	
Capital Outlay	8,800,000.00	0.00	8,800,000.00	0.00	8,800,000.00	
Misc. Personnel Benefits Fund	201,410.00	0.00	201,410.00	23,314.00	178,096.00	
Subtotal	133,362,778.75	0.00	133,362,778.75	19,038,015.89	114,324,762.86	
A. CURRENT YEARS' ALLOTMENT:						
Personnel Services	52,483,037.79	0.00	52,483,037.79	26,021,093.52	26,461,944.27	
Maintenance & Other Operating Exp.	116,245,175.38	0.00	116,245,175.38	8,726,734.58	107,518,440.80	
Capital Outlay	8,800,000.00	0.00	8,800,000.00	0.00	8,800,000.00	
Misc. Personnel Benefits Fund	403,692.00	2,147,489.00	2,551,181.00	125,273.00	2,425,908.00	
Pension & Gratuity Fund	850,487.50	5,880,000.00	6,730,487.50	6,677,281.86	53,205.64	
TOTAL - Current Years' Allotment	178,782,392.67	8,027,489.00	186,809,881.67	41,550,382.96	145,259,498.71	
B. PRIOR YEARS' ALLOTMENT:						
Continuing Appropriations:						
Maintenance & Other Oper. Expenses:						
Travelling Expenses	0.00	0.00	0.00	0.00	0.00	
Trainings and Seminar	0.00	0.00	0.00	0.00	0.00	
Office Supplies Expense	9,253,090.07	0.00	9,253,090.07	3,918,175.52	5,334,914.55	
Gas, Oil & Lubricants	662,399.63	0.00	662,399.63	62,399.63	600,000.00	
Water	500,000.00	0.00	500,000.00	248,138.32	251,861.68	
Electric	409,158.10	0.00	409,158.10	409,158.10	0.00	
Postage and Deliveries	621,205.82	0.00	621,205.82	106,941.00	514,264.82	
Telephone - Landline	1,335,251.22	0.00	1,335,251.22	446,064.81	889,186.41	
Telephone - Mobile	0.00	0.00	0.00	0.00	0.00	
Internet	0.00	0.00	0.00	0.00	0.00	
Extraordinary Expenses	0.00	0.00	0.00	0.00	0.00	
Auditing Services	0.00	0.00	0.00	0.00	0.00	
Other Professional Services	0.00	0.00	0.00	0.00	0.00	
Janitorial Services	0.00	0.00	0.00	0.00	0.00	
Security Services	0.00	0.00	0.00	0.00	0.00	
Office Equipment Maintenance	375,000.00	0.00	375,000.00	250,989.94	124,010.06	
IT Hardware & Software Maint.	375,000.00	0.00	375,000.00	375,000.00	0.00	
Tech. Service Eqpt. Maintenance	50,000.00	0.00	50,000.00	50,000.00	0.00	
Motor Vehicle Maintenance	500,000.00	0.00	500,000.00	165,790.47	334,209.53	
Furnitures & Fixtures Maintenance	0.00	0.00	0.00	0.00	-	
Taxes, Duties & Licenses	317,058.48	0.00	317,058.48	17,058.48	300,000.00	
Fidelity Bond Premiums	243,001.50	0.00	243,001.50	42,331.70	200,669.80	
Insurance Expenses	0.00	0.00	0.00	0.00	-	
Advertising Expenses	2,845,435.20	0.00	2,845,435.20	1,209,363.60	1,636,071.60	
Printing and Binding Expenses	80,778.91	0.00	80,778.91	15,112.26	65,666.65	
Representation Expenses	0.00	0.00	0.00	0.00	0.00	
Rent Expense - Buildings	40,924.28	0.00	40,924.28	40,924.28	0.00	
Rent Expense - Equipment	189,800.00	0.00	189,800.00	149,253.66	40,546.34	
Subscription Expenses	85,592.80	0.00	85,592.80	45,414.86	40,177.94	
Other Maint. & Operating Expenses	445.00	0.00	445.00	0.00	445.00	
Subtotal, MOOE	17,884,141.01*	0.00	17,884,141.01	7,552,116.63	10,332,024.38	
Capital Outlay:						
Machineries & Equipment	3,600,000.00	0.00	3,600,000.00	0.00	3,600,000.00	
Transportation Equipment	20,000.00	0.00	20,000.00	19,002.76	997.24	
Office Eqpt./Furniture & Fixtures	31,197.24	0.00	31,197.24	31,197.24	0.00	
Subtotal, CO	3,651,197.24	0.00	3,651,197.24	50,200.00	3,600,997.24	
TOTAL - Prior Years' Allotment	21,535,338.25	0.00	21,535,338.25	7,602,316.63	13,933,021.62	
GRANDTOTAL	200,317,730.92	8,027,489.00	208,345,219.92	49,152,699.59	159,192,520.33	

*The Php7.9M allotment was reverted back to Prior Years' Allotment due to the DBM's non-approval of the realignment for the acquisition of Visayas Field Office (VFO) Building.

Prepared by :

CATHERINE P. YSON
Budget Officer II

Certified Correct :

LUZVIMINDA N. CABALBAG
Financial and Mngt. Officer II

Submitted by :

JOSE VICENTE B. SALAZAR
Chairperson and CEO

FINANCIAL REPORT OF OPERATIONS

For the Quarter Ending September 30, 2015

Department : **Other Executive Office**
 Agency : **Energy Regulatory Commission**
 Fund Code : **Fund 101**

Sheet 1 of 5

PARTICULARS (1)	ALLOTMENT RECEIVED			OBLIGATIONS INCURRED THIS QUARTER (5)	UNOBLIGATED ALLOTMENT BALANCE Sept. 30, 2015 (6)	REMARKS (7)
	BALANCE PREVIOUS QUARTER (2)	THIS QUARTER (3)	TOTAL (4)			
A. CURRENT YEAR'S ALLOTMENT:						
Personnel Services	52,483,037.79	0.00	52,483,037.79	26,021,093.52	26,461,944.27	
Maintenance & Other Operating Expense	116,245,175.38	0.00	116,245,175.38	8,726,734.58	107,518,440.80	
Capital Outlay	8,800,000.00	0.00	8,800,000.00	0.00	8,800,000.00	
Misc. Personnel Benefits Fund	403,692.00	2,147,489.00	2,551,181.00	125,273.00	2,425,908.00	
Pension & Gratuity Fund	850,487.50	5,880,000.00	6,730,487.50	6,677,281.86	53,205.64	
Total Current Year's Allotment	178,782,392.67	8,027,489.00	186,809,881.67	41,550,382.96	145,259,498.71	
B. PRIOR YEAR'S ALLOTMENTS:						
Continuing Appropriations:						
Maintenance & Other Operating Expenses:						
Travelling Expenses	0.00	0.00	0.00	0.00	0.00	
Training & Seminars	0.00	0.00	0.00	0.00	0.00	
Office Supplies Expense	9,253,090.07	0.00	9,253,090.07	3,918,175.52	5,334,914.55	
Gas, Oil & Lubricants	662,399.63	0.00	662,399.63	62,399.63	600,000.00	
Water Expenses	500,000.00	0.00	500,000.00	248,138.32	251,861.68	
Electricity Expenses	409,158.10	0.00	409,158.10	409,158.10	0.00	
Postage and Deliveries	621,205.82	0.00	621,205.82	106,941.00	514,264.82	
Telephone - Landline	1,335,251.22	0.00	1,335,251.22	446,064.81	889,186.41	
Telephone - Mobile	0.00	0.00	0.00	0.00	0.00	
Internet	0.00	0.00	0.00	0.00	0.00	
Extraordinary Expenses	0.00	0.00	0.00	0.00	0.00	
Auditing Services	0.00	0.00	0.00	0.00	0.00	
Other Professional Services	0.00	0.00	0.00	0.00	0.00	
Janitorial Services	0.00	0.00	0.00	0.00	0.00	
Security Services	0.00	0.00	0.00	0.00	0.00	
Office Equipment Maintenance	375,000.00	0.00	375,000.00	250,989.94	124,010.06	
IT Hardware & Software Maint.	375,000.00	0.00	375,000.00	375,000.00	0.00	
Tech. Service Equipment Maint.	50,000.00	0.00	50,000.00	50,000.00	0.00	
Motor Vehicle Maintenance	500,000.00	0.00	500,000.00	165,790.47	334,209.53	
Office Furnitures & Fixtures	0.00	0.00	0.00	0.00	0.00	
Taxes, Duties & Licenses	317,058.48	0.00	317,058.48	17,058.48	300,000.00	
Fidelity Bond Premiums	243,001.50	0.00	243,001.50	42,331.70	200,669.80	
Insurance Expenses	0.00	0.00	0.00	0.00	0.00	
Advertising Expenses	2,845,435.20	0.00	2,845,435.20	1,209,363.60	1,636,071.60	
Printing & Binding Expenses	80,778.91	0.00	80,778.91	15,112.26	65,666.65	
Representation Expenses	0.00	0.00	0.00	0.00	0.00	
Rent Expense - Buildings	40,924.28	0.00	40,924.28	40,924.28	0.00	
Rent Expense - Equipment	189,800.00	0.00	189,800.00	149,253.66	40,546.34	
Subscription Expenses	85,592.80	0.00	85,592.80	45,414.86	40,177.94	
Other Maint. & Operating Expenses	445.00	0.00	445.00	0.00	445.00	
Subtotal, MOOE	17,884,141.01*	0.00	17,884,141.01	7,552,116.63	10,332,024.38	
Capital Outlay:						
Machineries & Equipment	3,600,000.00	0.00	3,600,000.00	0.00	3,600,000.00	
Transportation Equipment	20,000.00	0.00	20,000.00	19,002.76	997.24	
Office Eqpt./Furnitures & Fixtures	31,197.24	0.00	31,197.24	31,197.24	0.00	
Subtotal, CO	3,651,197.24	0.00	3,651,197.24	50,200.00	3,600,997.24	
Total Prior Year's Allotment	21,535,338.25	0.00	21,535,338.25	7,602,316.63	13,933,021.62	
GRAND TOTAL	200,317,730.92	8,027,489.00	208,345,219.92	49,152,699.59	159,192,520.33	

*The Php7.9M allotment was reverted back to Prior Years' Allotment due the DBM's non-approval of the realignment for the acquisition of Visayas Field Office (VFO) Building.

Prepared by :

CATHERINE P. YSON
Budget Officer II

Certified Correct :

LUZVIMINDA N. CABALBAE
Financial & Management Officer II

Submitted by :

JOSE VICENTE B. SALAZAR
Chairman and CEO



Department : Other Executive Office
 Agency : Energy Regulatory Commission
 Fund Code : Fund 101

UACS Codes P/A/P (1)	PARTICULARS (2)	ALLOTMENT RECEIVED			OBLIGATIONS INCURRED July-Sept. 2015 (6)	UNOBLIGATED ALLOTMENT BALANCE Sept.30, 2015 (7)	REMARKS (8)
		BALANCE PREVIOUS QUARTER (3)	THIS QUARTER (4)	TOTAL (5)			
100000000	GAS						
	Personnel Services	21,831,578.86	0.00	21,831,578.86	11,194,867.57	10,636,711.29	
	Maintenance & Other Operating Expenses	22,535,265.56	0.00	22,535,265.56	4,538,258.64	17,997,006.92	
	Capital Outlay	0.00	0.00	0.00	0.00	0.00	
	Misc. Personnel Benefits Fund	202,282.00	2,147,489.00	2,349,771.00	101,959.00	2,247,812.00	
	Pension & Gratuity Fund	850,487.50	5,880,000.00	6,730,487.50	6,677,281.86	53,205.64	
	Subtotal	45,419,613.92	8,027,489.00	53,447,102.92	22,512,367.07	30,934,735.85	
300000000	OPERATIONS						
	Personnel Services	30,651,458.93	0.00	30,651,458.93	14,826,225.95	15,825,232.98	
	Maintenance & Other Operating Expenses	93,709,909.82	0.00	93,709,909.82	4,188,475.94	89,521,433.88	
	Capital Outlay	8,800,000.00	0.00	8,800,000.00	0.00	8,800,000.00	
	Misc. Personnel Benefits Fund	201,410.00	0.00	201,410.00	23,314.00	178,096.00	
	Subtotal	133,362,778.75	0.00	133,362,778.75	19,038,015.89	114,324,762.86	
A.	CURRENT YEAR'S ALLOTMENT:						
	Personnel Services	52,483,037.79	0.00	52,483,037.79	26,021,093.52	26,461,944.27	
	Maintenance & Other Operating Expenses	116,245,175.38	0.00	116,245,175.38	8,726,734.58	107,518,440.80	
	Capital Outlay	8,800,000.00	0.00	8,800,000.00	0.00	8,800,000.00	
	Misc. Personnel Benefits Fund	403,692.00	2,147,489.00	2,551,181.00	125,273.00	2,425,908.00	
	Pension & Gratuity Fund	850,487.50	5,880,000.00	6,730,487.50	6,677,281.86	53,205.64	
	Total, CYA	178,782,392.67	8,027,489.00	186,809,881.67	41,550,382.96	145,259,498.71	
B.	PRIOR YEAR'S ALLOTMENTS:						
	Continuing Appropriations:						
	Maintenance & Other Operating Exp.:						
	Travelling Expenses	0.00	0.00	0.00	0.00	0.00	
	Trainings and Seminars	0.00	0.00	0.00	0.00	0.00	
	Office Supplies Expenses	9,253,090.07	0.00	9,253,090.07	3,918,175.52	5,334,914.55	
	Gas, Oil & Lubricants	662,399.63	0.00	662,399.63	62,399.63	600,000.00	
	Water	500,000.00	0.00	500,000.00	248,138.32	251,861.68	
	Electricity	409,158.10	0.00	409,158.10	409,158.10	0.00	
	Postage and Deliveries	621,205.82	0.00	621,205.82	106,941.00	514,264.82	
	Telephone - Landline	1,335,251.22	0.00	1,335,251.22	446,064.81	889,186.41	
	Telephone - Mobile	0.00	0.00	0.00	0.00	0.00	
	Internet	0.00	0.00	0.00	0.00	0.00	
	Extraordinary Expenses	0.00	0.00	0.00	0.00	0.00	
	Auditing Services	0.00	0.00	0.00	0.00	0.00	
	Other Professional Services	0.00	0.00	0.00	0.00	0.00	
	Janitorial Services	0.00	0.00	0.00	0.00	0.00	
	Security Services	0.00	0.00	0.00	0.00	0.00	
	Office Equipment Maintenance	375,000.00	0.00	375,000.00	250,989.94	124,010.06	
	IT Hardware & Software Maintenance	375,000.00	0.00	375,000.00	375,000.00	0.00	
	Tech. Service Equipment Maint.	50,000.00	0.00	50,000.00	50,000.00	0.00	
	Motor Vehicle Maintenance	500,000.00	0.00	500,000.00	165,790.47	334,209.53	
	Furnitures and Fixtures Maintenance	0.00	0.00	0.00	0.00	0.00	
	Taxes, Duties & Licenses	317,058.48	0.00	317,058.48	17,058.48	300,000.00	
	Fidelity Bond Premiums	243,001.50	0.00	243,001.50	42,331.70	200,669.80	
	Insurance Expense	0.00	0.00	0.00	0.00	0.00	
	Advertising Expenses	2,845,435.20	0.00	2,845,435.20	1,209,363.60	1,636,071.60	
	Printing and Binding Expenses	80,778.91	0.00	80,778.91	15,112.26	65,666.65	
	Representation Expenses	0.00	0.00	0.00	0.00	0.00	
	Rent Expense - Buildings	40,924.28	0.00	40,924.28	40,924.28	0.00	
	Rent Expense - Equipment	189,800.00	0.00	189,800.00	149,253.66	40,546.34	
	Subscription Expenses	85,592.80	0.00	85,592.80	45,414.86	40,177.94	
	Other Maintenance & Operating Exp	445.00	0.00	445.00	0.00	445.00	
	Subtotal, MOOE	17,884,141.01	0.00	17,884,141.01	7,552,116.63	10,332,024.38	
	Capital Outlay:						
	Machineries & Equipment	3,600,000.00	0.00	3,600,000.00	0.00	3,600,000.00	
	Transportation Equipment	20,000.00	0.00	20,000.00	19,002.76	997.24	
	Office Eqpt./Furnitures & Fixtures	31,197.24	0.00	31,197.24	31,197.24	0.00	
	Subtotal, CO	3,651,197.24	0.00	3,651,197.24	50,200.00	3,600,997.24	
	Total, PYA	21,535,338.25	0.00	21,535,338.25	7,602,316.63	13,933,021.62	
	GRAND TOTAL	200,317,730.92	8,027,489.00	208,345,219.92	49,152,699.59	159,192,520.33	

Department
 Agency
 Fund Code

: Other Executive Office
 : Energy Regulatory Commission
 : Fund 101

PARTICULARS (1)	ALLOTMENT RECEIVED			OBLIGATIONS INCURRED (5)	UNOBLIGATED ALLOTMENT BALANCE Sept. 30, 2015 (6)	REMARKS (7)
	BALANCE PREVIOUS QUARTER (2)	THIS QUARTER (3)	TOTAL (4)			
A. CURRENT YEAR'S ALLOTMENT						
PERSONNEL SERVICES :						
Basic Salary - Civilian	37,879,746.17	0.00	37,879,746.17	20,671,775.83	17,207,970.34	
- Step Increments	205,225.89	0.00	205,225.89	11,288.00	193,937.89	
Other Compensation:						
P E R A	1,179,324.72	0.00	1,179,324.72	618,443.97	560,880.75	
Representation Allowance (RA)	1,082,000.00	0.00	1,082,000.00	619,500.00	462,500.00	
Transportation Allowance (TA)	1,504,953.45	0.00	1,504,953.45	502,500.00	1,002,453.45	
Clothing/Uniform Allowance	50,000.00	0.00	50,000.00	10,000.00	40,000.00	
Productivity Incentive Benefits	74,000.00	0.00	74,000.00	14,000.00	60,000.00	
Year-End Bonus	3,809,128.00	0.00	3,809,128.00	0.00	3,809,128.00	
Cash Gift	590,000.00	0.00	590,000.00	0.00	590,000.00	
Life and Retirement Insurance Premium	5,471,404.21	0.00	5,471,404.21	2,317,727.71	3,153,676.50	
PAG-IBIG Contributions	135,900.00	0.00	135,900.00	60,900.00	75,000.00	
Health Insurance Premiums	472,737.50	0.00	472,737.50	173,250.00	299,487.50	
Employees Compensation Ins. Prem. (ECIP)	133,876.04	0.00	133,876.04	59,776.51	74,099.53	
Terminal Leave Benefits	(23,758.19)	0.00	(23,758.19)	0.00	(23,758.19)	
Other Personnel Benefits	(81,500.00)	0.00	(81,500.00)	961,931.50	(1,043,431.50)	
Subtotal, PS	52,483,037.79	0.00	52,483,037.79	26,021,093.52	26,461,944.27	
MISC. PERSONNEL BENEFIT FUND (MPBF):						
Basic Salary - Civilian - PS	0.00	2,147,489.00	2,147,489.00	0.00	2,147,489.00	
Other Personnel Benefits - PEI	403,692.00	0.00	403,692.00	125,273.00	278,419.00	
Other Personnel Benefits - PBB	0.00	0.00	0.00	0.00	0.00	
Subtotal, MPBF	403,692.00	2,147,489.00	2,551,181.00	125,273.00	2,425,908.00	
PENSION & GRATUITY FUND (PGF):						
Pension Benefits - Civilian	1,626.50	5,880,000.00	5,881,626.50	5,879,340.00	2,286.50	
Retirement Benefits	0.00	0.00	0.00	0.00	0.00	
Terminal Leave Benefits	848,861.00	0.00	848,861.00	797,941.86	50,919.14	
Subtotal, PGF	850,487.50	5,880,000.00	6,730,487.50	6,677,281.86	53,205.64	
TOTAL PS, MPBF & PGF	53,737,217.29	8,027,489.00	61,764,706.29	32,823,648.38	28,941,057.91	

PARTICULARS (1)	ALLOTMENT RECEIVED			OBLIGATIONS INCURRED (5)	UNOBLIGATED ALLOTMENT BALANCE Sept. 30, 2015 (6)	REMARKS (7)
	BALANCE PREVIOUS QUARTER (2)	THIS QUARTER (3)	TOTAL (4)			
MAINT. & OTHER OPERATING EXPENSES:						
Travelling Expenses	1,637,828.26	0.00	1,637,828.26	1,637,828.26	0.00	
Training & Scholarship Expenses	672,290.89	0.00	672,290.89	666,959.02	5,331.87	
ICT Training Expenses	346,172.00	0.00	346,172.00	0.00	346,172.00	
Office Supplies Expense	18,681,319.85	0.00	18,681,319.85	49,932.55	18,631,387.30	
Gasoline, Oil & Lubricants	1,230,844.38	0.00	1,230,844.38	249,865.00	980,979.38	
Water	689,458.91	0.00	689,458.91	129,499.52	559,959.39	
Electricity	3,779,939.13	0.00	3,779,939.13	928,888.27	2,851,050.86	
Postage and Deliveries	650,949.20	0.00	650,949.20	67,770.06	583,179.14	
Telephone - Landline	1,120,637.33	0.00	1,120,637.33	180,153.64	940,483.69	
Telephone - Mobile	642,048.00	0.00	642,048.00	310,127.27	331,920.73	
Internet	949,761.02	0.00	949,761.02	203,659.20	746,101.82	
Extraordinary & Miscellaneous Expenses	684,600.00	0.00	684,600.00	455,600.00	229,000.00	
Auditing Services	390,271.42	0.00	390,271.42	209,087.90	181,183.52	
Professional /Consultancy Services	70,296,000.00	0.00	70,296,000.00	0.00	70,296,000.00	
Other Professional Services	1,176,243.54	0.00	1,176,243.54	898,160.23	278,083.31	
Janitorial Services	1,037,177.79	0.00	1,037,177.79	397,731.21	639,446.58	
Security Services	2,854,769.41	0.00	2,854,769.41	1,403,555.19	1,451,214.22	
ICT General Services	630,000.00	0.00	630,000.00	129,000.00	501,000.00	
Office Equipment Maintenance	196,100.00	0.00	196,100.00	6,650.00	189,450.00	
IT Hardware & Software Maintenance	400,000.00	0.00	400,000.00	183,000.00	217,000.00	
Technical Service Equipment Maint.	102,000.00	0.00	102,000.00	0.00	102,000.00	
Motor Vehicle Maintenance	811,380.50	0.00	811,380.50	118,198.28	693,182.22	
Furniture & Fixtures Maintenance	221,000.00	0.00	221,000.00	0.00	221,000.00	
Taxes, Duties and Licenses	429,534.70	0.00	429,534.70	8,889.06	420,645.64	
Fidelity Bonds Premiums	135,829.17	0.00	135,829.17	0.00	135,829.17	
Insurance Expenses	308,599.62	0.00	308,599.62	10,835.59	297,764.03	
Advertising Expenses	3,060,688.00	0.00	3,060,688.00	0.00	3,060,688.00	
Printing & Binding Expense	297,372.00	0.00	297,372.00	5,328.27	292,043.73	
Rent Expense - Buildings	2,200,762.66	0.00	2,200,762.66	470,067.06	1,730,695.60	
- Equipments	65,000.00	0.00	65,000.00	0.00	65,000.00	
Subscription Expense	337,395.60	0.00	337,395.60	651.00	336,744.60	
ICT Subscription Expenses	203,500.00	0.00	203,500.00	0.00	203,500.00	
Other Maintenance & Operating Expenses	5,702.00	0.00	5,702.00	5,298.00	404.00	
Total, MOOE	116,245,175.38	0.00	116,245,175.38	8,726,734.58	107,518,440.80	
CAPITAL OUTLAY:						
Building Structures & Outlay	0.00	0.00	0.00	0.00	0.00	
Technical & Scientific Equipment	8,800,000.00	0.00	8,800,000.00	0.00	8,800,000.00	
Total, CO	8,800,000.00	0.00	8,800,000.00	0.00	8,800,000.00	
TOTAL, Current Year's Allotment	178,782,392.67	8,027,489.00	186,809,881.67	41,550,382.96	145,259,498.71	

Department

Agency

Fund Code

: Other Executive Office
 : Energy Regulatory Commission
 : Fund 101

PARTICULARS (1)	ALLOTMENT RECEIVED			OBLIGATIONS INCURRED THIS QUARTER (5)	UNOBLIGATED ALLOTMENT BALANCE Sept. 30, 2015 (6)	REMARKS (7)
	BALANCE PREVIOUS QUARTER (2)	THIS QUARTER (3)	TOTAL (4)			
B. PRIOR YEAR'S ALLOTMENT:						
Continuing Appropriations:						
Maintenance & Other Operating Expenses:						
Travelling Expenses	0.00	0.00	0.00	0.00	0.00	
Trainings and Seminars	0.00	0.00	0.00	0.00	0.00	
Office Supplies Expense	9,253,090.07	0.00	9,253,090.07	3,918,175.52	5,334,914.55	
Gasoline, Oil & Lubricants	662,399.63	0.00	662,399.63	62,399.63	600,000.00	
Water	500,000.00	0.00	500,000.00	248,138.32	251,861.68	
Electric	409,158.10	0.00	409,158.10	409,158.10	0.00	
Postage and Deliveries	621,205.82	0.00	621,205.82	106,941.00	514,264.82	
Telephone - Landline	1,335,251.22	0.00	1,335,251.22	446,064.81	889,186.41	
Telephone - Mobile	0.00	0.00	0.00	0.00	0.00	
Internet	0.00	0.00	0.00	0.00	0.00	
Extraordinary Expenses	0.00	0.00	0.00	0.00	0.00	
Auditing Services	0.00	0.00	0.00	0.00	0.00	
Other Professional Services	0.00	0.00	0.00	0.00	0.00	
Janitorial Services	0.00	0.00	0.00	0.00	0.00	
Security Services	0.00	0.00	0.00	0.00	0.00	
Office Equipment Maintenance	375,000.00	0.00	375,000.00	250,989.94	124,010.06	
IT Hardware & Software Maintenance	375,000.00	0.00	375,000.00	375,000.00	0.00	
Technical Service Equipment Maintenance	50,000.00	0.00	50,000.00	50,000.00	0.00	
Motor Vehicle Maintenance	500,000.00	0.00	500,000.00	165,790.47	334,209.53	
Furnitures & Fixtures Maintenance	0.00	0.00	0.00	0.00	0.00	
Taxes, Duties & Licenses	317,058.48	0.00	317,058.48	17,058.48	300,000.00	
Fidelity Bonds Premium	243,001.50	0.00	243,001.50	42,331.70	200,669.80	
Insurance Expense	0.00	0.00	0.00	0.00	0.00	
Advertising Expenses	2,845,435.20	0.00	2,845,435.20	1,209,363.60	1,636,071.60	
Printing and Binding Expenses	80,778.91	0.00	80,778.91	15,112.26	65,666.65	
Representation Expenses	0.00	0.00	0.00	0.00	0.00	
Rent Expense - Buildings	40,924.28	0.00	40,924.28	40,924.28	0.00	
Rent Expense - Equipment	189,800.00	0.00	189,800.00	149,253.66	40,546.34	
Subscription Expenses	85,592.80	0.00	85,592.80	45,414.86	40,177.94	
Other Maintenance & Operating Expenses	445.00	0.00	445.00	0.00	445.00	
Subtotal, MOOE	17,884,141.01	0.00	17,884,141.01	7,552,116.63	10,332,024.38	
Capital Outlay :						
Machineries & Equipment	3,600,000.00	0.00	3,600,000.00	0.00	3,600,000.00	
Transportation Equipment	20,000.00	0.00	20,000.00	19,002.76	997.24	
Office Equipment/Furnitures & Fixtures	31,197.24	0.00	31,197.24	31,197.24	0.00	
Subtotal, CO	3,651,197.24	0.00	3,651,197.24	50,200.00	3,600,997.24	
TOTAL, Prior Years' Allotment	21,535,338.25	0.00	21,535,338.25	7,602,316.63	13,933,021.62	
GRAND TOTAL, CYA & PYA	200,317,730.92	8,027,489.00	208,345,219.92	49,152,699.59	159,192,520.33	